

ANNUAL REPORT 2016-2017 NATIONAL LIBRARY OF AUSTRALIA

ANNUAL REPORT 2016-2017

NATIONAL LIBRARY OF AUSTRALIA



ANNUAL REPORT 2016-2017

NATIONAL LIBRARY OF AUSTRALIA

4 August 2017
Senator the Hon. Mitch Fifield
Minister for the Arts
Parliament House
CANBERRA ACT 2600

Dear Minister

National Library of Australia Annual Report 2016–2017

The Council, as the accountable authority of the National Library of Australia, has pleasure in submitting to you for presentation to each House of Parliament its annual report covering the period 1 July 2016 to 30 June 2017.

The Council approved this report at its meeting in Canberra on 4 August 2017.

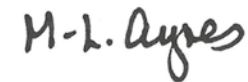
The report is submitted to you in accordance with section 46 of the *Public Governance and Performance and Accountability Act 2013*.

We commend the Annual Report to you.

Yours sincerely



Mr Ryan Stokes
Chair of Council



Dr Marie-Louise Ayres
Director-General



Canberra ACT 2600
T +61 2 6262 1111 F +61 2 6257 1703
Hearing or speech impaired-call us via the National Relay Service on 133 677
nla.gov.au
ABN 28 346 858 075

Published by the National Library of Australia
Parkes Place
Canberra ACT 2600
T 02 6262 1111
F 02 6257 1703
National Relay Service 133 677
nla.gov.au/policy/annual.html

ABN 28 346 858 075

© National Library of Australia 2017

ISSN 0313-1971 (print)
1443-2269 (online)

National Library of Australia
Annual report / National Library of Australia.—8th (1967/68)—
Canberra: NLA, 1968—v.; 25 cm.
Annual.
Continues: National Library of Australia. Council. Annual report of the Council =
ISSN 0069-0082.
Report year ends 30 June.
ISSN 0313-1971 = Annual report—National Library of Australia.
1. National Library of Australia—Periodicals.
027.594

Prepared by the Executive and Public Programs Division
Printed by Union Offset

Cover image:
M.H. Callaway (1901–1989)
Swallow & Ariell's Biscuits & Cakes Are Best of All, 1919
nla.cat-vn323017, courtesy Arnott's Biscuits and the Estate
of Marguerite Mahood

CONTENTS

INTRODUCTION 1

- 1.1 Chair's Report 3
- 1.2 Director-General's Review 7

ANNUAL PERFORMANCE STATEMENT 17

- 2.1 2016–17 Snapshot 20
- 2.2 Strategic Priority One: Build the Nation's Memory 22
- 2.3 Strategic Priority Two: Make Access Happen 27
- 2.4 Strategic Priority Three: Lead, Partner, Connect and Excel 33
- 2.5 Cross-agency Key Performance Indicators 37

GOVERNANCE AND ACCOUNTABILITY 39

- 3.1 Role 41
- 3.2 Legislation 42
- 3.3 Purposes 42
- 3.4 Organisation 42
- 3.5 Corporate Governance and Accountability 44
- 3.6 Summary of Financial Performance 50

FINANCIAL STATEMENTS 57

- 4 Audited Financial Statements 59

APPENDICES 97

- 5.1 Appendix A: The Council of the National Library of Australia and Its Committees 99
- 5.2 Appendix B: National Library of Australia Foundation Board 105
- 5.3 Appendix C: National Library of Australia Committees 106
- 5.4 Appendix D: Staffing Overview 108
- 5.5 Appendix E: Gifts, Grants and Sponsorships 113
- 5.6 Appendix F: Grant and Fellowship Programs 115
- 5.7 Appendix G: National Library of Australia Fund 117
- 5.8 Appendix H: Notable Acquisitions 125

GLOSSARY AND INDICES 129

- Glossary 131
- Shortened Terms 132
- Compliance Index 133
- Index 134

FIGURES

- Figure 3.1: Organisational and Senior Management Structure, 30 June 2017 43
- Figure 3.2: Corporate Governance Structure, 2016–17 44
- Figure 3.3: Operating Income, 2016–17 and 2015–16 51
- Figure 3.4: Operating Expenses, 2016–17 and 2015–16 52
- Figure 3.5: Total Assets, 2016–17 and 2015–16 53
- Figure 3.6: Total Liabilities, 2016–17 and 2015–16 54
- Figure 3.7: Net Cash Flow, 2016–17 and 2015–16 55

TABLES

- Table 2.1: Performance Measures for Australian Published Material Collected, 2016–17 26
- Table 2.2: Performance Measures for Physical and Digital Engagement with the Collection, 2016–17 30
- Table 2.3: Cross-agency Key Performance Indicators, 2016–17 37
- Table 3.1: Premiums for Injuries Suffered, 2014–18 48
- Table 3.2: Library Expenditure on Advertising and Market Research, 2016–17 49
- Table D.1: Salary Ranges below SES Level and Number of Employees, 30 June 2017 108
- Table D.2: Staff Distribution by Division, 30 June 2017 109
- Table D.3: Ongoing and Non-ongoing Full-time and Part-time Staff by Classification and Gender, 30 June 2017 110
- Table D.4: Staff by Equal Employment Opportunity Group and APS Classification, 30 June 2017 111



INTRODUCTION



Albert Francis Lenertz (1891–1943)
Aeroplane Jelly Song, 1950s
 nla.cat-vn3885655, courtesy McCormick Foods Australia Pty Ltd

1.1 CHAIR'S REPORT

The 2016–17 financial year has been another significant year of achievement and change for the National Library of Australia.

In March 2017, Ms Anne-Marie Schwirtlich AM retired as Director-General after six years in the role, and a long and distinguished career as a leader in Australian libraries and archives.

On behalf of the Council of the National Library of Australia, I extend our sincere thanks to Ms Schwirtlich for her outstanding leadership, which saw the Library thrive in a period of significant challenges. Ms Schwirtlich's legacy will continue in the Library's beautifully refurbished public spaces, internationally recognised achievements in digital library infrastructure and established excellence in collection building, and through the strong collaborations, in both the national and international arenas, fostered under her leadership.

We also welcome Dr Marie-Louise Ayres, who was appointed Director-General for a five-year period in March 2017. Dr Ayres comes to the role with extensive experience in building research collections and developing digital services at the Library and in the university sector. It is a testament to the strength of the Library team that we have such a strong internal successor as Director-General.

This year, we recognise a significant milestone and accomplishment with the successful completion of the five-year, \$15-million Digital Library Infrastructure Replacement (DLIR) program, which saw the Library's digital capability transformed. The program delivered the critical infrastructure needed to build our digital library, the nation's 'second' National Library, which will continue to grow in parallel with our extraordinary physical collections. With this capability in place, the Library stands ready, subject to investment being available, to embark on mass digitisation of its collections, driving exponential gains in research and knowledge.

The Library's first-generation digital library systems were developed in the late 1990s and early 2000s, and were world-leading at that time. However, as the scale, scope and complexity of the Library's digital collections grew exponentially, and as the Library's discovery platform Trove gained a huge and appreciative audience, these first-generation systems reached the end of their useful lives.

Six years ago, the Library made difficult collection and service decisions, and concentrated its information technology (IT) investment to deliver the DLIR program within existing resources. I want to acknowledge the great



work by Library staff and particularly the project team who managed this groundbreaking program so effectively.

At the successful conclusion of the DLIR program, the Library has modular and scalable systems for acquiring, managing and delivering Australia's documentary heritage in both born-digital and digitised formats.

Effective collaboration between collection managers and the IT team has resulted in significant business benefits: clever workflow solutions; scalable digital storage, management and preservation; and, most importantly, dramatic improvements in the public's ability to discover and use the nation's documentary heritage in digital form.

Nowhere is this more apparent than in the systems built to ensure the Library can fulfil its mandate to collect Australian electronic publications comprehensively, a requirement of the long-sought amendments to the *Copyright Act 1968* made in early 2016. We have been pleased to see Australian publishers embrace the opportunity to meet their legal deposit obligations through depositing digital—rather than physical—versions of their books, journals, maps and sheet music.

At the end of June, publishers had deposited more than 17,200 digital publications—an outstanding achievement that the Library expects will accelerate in the coming year. Many publishers have elected to make their materials available for immediate unmediated access, and the Library's new systems mean that Australians anywhere can use the materials within minutes of deposit. Commercial publications are made available only in the Library's reading rooms and for proscribed time periods, which protects—with strict security—the intellectual property of the publisher and author.

DLIR systems have also transformed digitisation processes. Newspapers, government gazettes, journals, books, maps, music, pictures and manuscripts can be digitised faster, at a greater scale and utilising a range of partnership models. Users of the Library's born-digital and digitised collections enjoy elegant and intuitive interfaces that allow them to engage with rich content in ways previously not possible.

Digitisation is complex and expensive. However, the huge and growing impact of Trove, which makes digitised collections available to all, demonstrates the social, economic and cultural benefits that digitisation can bring to a broad cross-section of the Australian community. It is a testament to this impact that the Chief Scientist's 2016 *National Research Infrastructure Roadmap* recognised Trove as a leader in the nation's digitisation effort, and argued for the need to leverage the investment already made in this research infrastructure.

In my last report, I noted that the Library had restructured, refocused and ceased some activities to meet required ongoing savings arising from the

Mid-Year Economic and Fiscal Outlook Statement of 2015–16, an increased efficiency dividend and other savings measures.

The Library worked purposefully to adjust to this requirement, ceasing and scaling back some activities, accelerating projects that will yield processing efficiencies and embarking on its Digital Business project, which aims to put the Library's major digital services, especially Trove, on a more sustainable footing.

Despite these efforts, the Library's service capability—and especially its ability to leverage the investment made through the DLIR program—was significantly constrained as a result of these savings requirements. Council was therefore delighted that, in the Mid-Year Economic and Fiscal Outlook Statement of 2016–17, the Government announced that the Library would receive \$16.4 million from the Public Service Modernisation Fund over four financial years.

This funding will assist the Library to invest further in its digital infrastructure, recommence digitising its collections, resume adding a broad array of library, research, museum and archive collections to Trove and enhance access to its own collections. The funding also supports longer lead times and more gradual transition to new business models, which require Commonwealth, state and local agencies to invest in the Trove infrastructure they use to enhance access to their own collections.

Council is mindful that this funding is both finite and for specific purposes, and maintains a close interest in the implementation of the Modernisation program. Council's focus is on maximising the business benefits of the funding while simultaneously planning to maintain the Library's capability when the funding concludes.

Although Trove gives the Library greater reach, and ensures that Australians everywhere can use and engage with a collection developed over decades, the Library as a physical space continues to play an equally central role in Australia's research and creative practice, and in public enjoyment of its collections.

The Library's half a million annual onsite visitors take pleasure in the Library's recently refurbished public spaces, including its reading rooms, cafes, bookshop and theatre. Visitors consistently comment on the beauty and elegance of these spaces, on the feeling that they do their best work in our reading rooms and on the excellence of the staff who welcome and assist them.

The Library continued its superb support for advanced research in many fields. Council is delighted that the Library's renewed Fellowships program—funded entirely by Patrons and donors—has been a great success, with new donors, including the Minerals Council of Australia, joining the program this year.

The Library's exhibitions showcase its rich and varied collections, and continue to draw appreciative audiences. Thoughtfully curated events and public programs attract new and more diverse audiences to the Library. New partnerships with the Grattan Institute, Australian National University (ANU) and Australian Broadcasting Corporation (ABC) provided opportunities for conversations on important contemporary issues. Several events celebrated the completion of donor-funded projects to digitise important treasures within the Library's collection. Podcasts, video recordings and blog posts amplified the audiences for these events. As with the Library's parallel physical and digital collections, audience engagement also occurs both onsite and online.

Council farewelled Dr Nonja Peters, Senator Zed Seselja and Mr John M. Green during the year. Council and the Library are grateful for their contributions, and for the rich and varied expertise they brought to bear on the Library's work. In November, Council welcomed the appointments of Senator Claire Moore and Mr Julian Leeser MP.

I would like to acknowledge the outstanding work of the Library staff and management group, whose passion and commitment is inspiring. I also acknowledge and thank my fellow Council members Ms Alice Wong, Senator Claire Moore, Mr Douglas Snedden, Ms Jane Hemstrich, Ms Janet Hirst, Professor Kent Anderson, Mr Julian Leeser MP and Mr Thomas Bradley QC for their commitment and contribution.



Ryan Stokes

1.2 DIRECTOR-GENERAL'S REVIEW

On 31 March 1966, when Sir Robert Menzies laid the Library's foundation stone, *The Canberra Times* reported that the nation's 'dream library' was 'taking shape'.

Fifty years later, the dream library continues to take shape, but the rich and comprehensive collection of books and other physical items housed in the Library's beautiful lakeside building now has a twin.

This parallel digital library is also the stuff of dreams. In the last year, the Library has taken huge steps forward in its capacity to build, manage, preserve and provide access to digital collections comprising both born-digital and digitised material.

While the Library's achievements are always collective, those of the last six years owe much to the leadership of my predecessor Ms Anne-Marie Schwirtlich AM. Her six years at the helm were characterised by incisive and strategic thinking, enrichment of the Library's relationships with its many stakeholders and stewardship during times of significant resource constraints. Ms Schwirtlich also championed the three strategic priorities articulated in the Library's Corporate Plan 2016–2020: to build the nation's memory; to make access happen; and to lead, partner, connect and excel.

Build the Nation's Memory

As the Chair has noted, it is a source of considerable pride that the five-year DLIR program was concluded successfully in the reporting period. The resulting new digital library platform ensures that the Library can acquire, manage for long-term access and make available Australia's documentary heritage in multiple forms.

The program was developed to mitigate a critical risk. The Library recognised that its first-generation digital library infrastructure, while groundbreaking more than 15 years ago, was no longer fit for purpose; Australian documentary heritage in digital form was at risk of permanent loss without action.

Funded entirely from within the Library's existing government appropriation, the \$15 million program required extraordinary commitment. Sustained



collaboration, firm scope management and an unflagging focus on demonstrable benefits for users has delivered world-class infrastructure. Comprising commercial off-the-shelf software, where market solutions were available, and custom software developed in house, the platform provides true 'end to end' functionality.

The program has already delivered enormous benefits to the Australian people, which will multiply in coming years. The Library can digitise collection material faster and can deliver more digital content at lower cost. Only five per cent of the Library's vast collections have been digitised to date, despite consistent effort over a 20-year period. With this infrastructure in place—and subject to additional investment—there is now a real opportunity to exponentially increase Australians' access to these collections in the very near future.

New digital delivery systems are enabling users everywhere to interact with collections in ways not previously possible. For example, fine details in enormous panoramic photographs can be viewed at a level of detail impossible to achieve in a physical reading room.

Born-digital material that was virtually inaccessible is now managed, preserved and available. Use of our digital collections—all delivered via Trove—has seen a 27 per cent increase throughout the year, as new features have been added.

The program has also delivered benefits, including efficiency improvements to businesses and creators depositing material.

The Library's physical collection grows by 2.5 shelf kilometres every year. The parallel digital library occupies 1.55 petabytes of storage and is growing annually by 9.34 per cent. Collecting at this scale demands new ways of managing the many steps required to acquire, process and preserve for the long term.

Last year, the Library reported that legal deposit provisions for electronic materials came into effect on 17 February 2016, and that the Library's edeposit service was launched on the same day. The edeposit service exemplifies the policies, systems and workflows required to implement legal deposit legislation on a much larger scale. In 2016–17, the service was expanded and enhanced.

Digital maps and sheet music can now be deposited, joining ebooks and serials. Publishers can use bulk processes to deposit hundreds or thousands of items at one time. Over 10,000 digital map sheets were successfully

received via a single edeposit process. A total of 5,903 ebooks were deposited, of which 3,061 were managed through a bulk process.

Together, the development of efficient digital collecting and management systems, productive engagement with publishers and creators, and careful adjustments to collecting priorities and processes have delivered significant workflow, capability and cultural change. These changes have been essential for the Library to fulfil its mandate in an environment of reducing resources.

It might be assumed that any growth in digital collections would be mirrored by declining growth in physical collections. This is not the Library's experience. More documentary heritage material is produced—in digital and physical forms—every year and, while we have seen slight reductions in the growth of some physical formats, there is significant growth in others. Many publications are still available only in physical form, and physical collecting will continue for the foreseeable future.

The number of personal and organisational archives offered to the Library, and the size of those archives, continues to grow; the Library's physical Manuscripts Collection is growing faster than at any time in its history. Contemporary personal and organisational records that straddle the physical and digital worlds and can contain hundreds of thousands of individual items require innovative digital access solutions. Even the best digital systems do not obviate the need to develop and maintain long-term relationships with those who entrust us with their family's, their organisation's or their own history.

Personal relationships, as well as a physical office in Jakarta and great persistence, are also required to continue developing the Library's extensive collections relating to Asia and the Pacific. This material—much of it rare, some of it unique—enables Australians to increase their understanding of the region.

In June, the Library welcomed home the newly conserved 1663 wall map *Archipelagus Orientalis* by Dutch master cartographer Joan Blaeu—one of the most significant collection acquisitions in recent years. In a year-long conservation program generously supported by donors, conservators at the Grimwade Centre for Cultural Materials Conservation in Melbourne, in partnership with the Library's Preservation Services team, painstakingly removed the dark varnish from the surface of the map, revealing many details thought lost, including surrounding text, illustrated ships and the use of red, gold and yellow pigments throughout the map. After a final process to remove all traces of varnish and surface dirt, the fragile areas were stabilised

before the map was humidified and pressed, ready to be mounted for safe display and handling.

Make Access Happen

The first half of the year saw continued work with partners to build Trove's digitised content. Funding from state libraries, especially the State Library of New South Wales, enabled considerable new content to be made available, such as the journals *Building* and *The Home*. Funding from LINC Tasmania now provides access to 100 of the state's 130 newspapers published before 1954. At June 2017, 1,386 Australian newspaper titles had been digitised, with more than 22 million pages available.

These successful partnerships ensured that Trove content continued to grow, albeit at much slower rates than in earlier years. However, in the same period, the Library could not continue to digitise important newspaper, gazette and journal content—a service in great demand by the public.

The Library—and Trove users everywhere—was therefore delighted by the Government's announcement in December 2016 of \$16.4 million in funding over four years from the Public Service Modernisation Fund, with part of this allocated for digitisation.

In the six months following this announcement, the Library partnered with the Office of Parliamentary Counsel to deliver 150,318 pages of the *Commonwealth of Australia Gazette* for 1901–1957, with the remaining content to be delivered early in 2017–18. Trove users were delighted to see the first six years of *The Bulletin*, from 1880 to 1885, become available in May; work is well advanced on digitisation of issues from 1886 to 1954.

The Public Service Modernisation Fund also supported energetic re-engagement with many organisations whose digital collections were already discoverable through Trove as well as with those wanting to join the Trove collaboration. A roadshow that travelled to Canberra, Orange, Sydney, Armidale, Melbourne, Ballarat, Brisbane, Townsville, Hobart, Launceston, Adelaide, Mount Gambier, Perth and Darwin drew packed audiences, with 1,088 people from 622 organisations learning about the benefits of adding their collections to Trove, and the steps required to do so. This is the first time the Library has been able to run such a roadshow; the contact proved invaluable, and the Library is confident that many and varied digital collections will be added to Trove over the next three years.

The Library's physical spaces, particularly its reading rooms, remain central to the provision of access to collections. Research use of rare and unique

collections is supported by extended evening and weekend opening hours of the Special Collections Reading Room. The Library's research and creative fellowships attract an increasingly large and competitive field of applicants wanting to benefit from an intensive period of research and closer relationships with Library staff.

The seven-year transformation of the Library's interior spaces concluded with the refurbishment of the theatre, identified as having high heritage values in the Library's Conservation Management Plan and, with seating for 300, a popular venue in the Parliamentary Triangle.

Planning for a major building project to replace the Library's marble fascia continued during the year. As is the case with twentieth-century marble-clad buildings around the world, the marble panels have bowed and mould has undermined their structural and visual integrity. The project has been informed by an expert engineering assessment, and the extensive research into appropriate replacement materials and methods has proved of great interest to other custodians of marble-clad buildings worldwide.

The Library is a popular destination for visiting school students and their teachers. A highlight for many is a behind-the-scenes visit, led by our enthusiastic educators, to the Library's vast book stacks and the robotic book delivery system.

The onsite education program was greatly augmented through the donor-supported development of the Library's Digital Classroom. The Digital Classroom allows students and teachers to access high-quality resources, shaped around curricula and year levels, from their schools and homes. With topics as varied as pearling and sustainability in the Torres Strait, and Dutch migrant experiences in Australia, the Digital Classroom offers teachers and students across Australia the opportunity to engage deeply with their national collection.

The Library continued to deliver high-quality exhibitions, showcasing its collections. *The Sell: Australian Advertising, 1790s to 1990s*, which opened in November 2016, showed how advertising has used words, images and sound to inform and persuade, and what advertisements tell us about everyday life. The exhibition was supported by a Digital Classroom module and a Trove app. *Melodrama in Meiji Japan* opened in May 2017, presenting 130 beautiful *kuchi-e* woodblock prints and exploring the role they played as illustrations of new fiction genres in the late nineteenth and early twentieth centuries. The exhibition highlights the Library's renowned Asian Collections.

April 2017 saw the largest changeover of objects in the Treasures Gallery since 2011. New displays on the 1967 referendum and campaign for Indigenous rights are featured, as are early twentieth-century women writers, the story behind Keith Murdoch's Gallipoli letter and Louis de Freycinet's 1817–1820 voyage with his stowaway wife Rose.

During 2016–17, the Library delivered 77 onsite public events, which engaged a wide range of audiences, promoted the collections, extended the Library's networks and supported national conversations on contemporary issues.

In September, the Library shared one of its flagship collections with almost 200 guests, to celebrate the 50th anniversary of its acquisition, in an event supported by the Embassy of Portugal. The Braga Collection was acquired in 1966 from José Maria Braga, a Portuguese businessman and teacher based in Macau, who was also a prolific writer on the Portuguese settlement. His significant collection of books, pamphlets, manuscripts, pictures and maps covers a range of historical and cultural works relating to Portugal, the Portuguese colonies, China and Japan. His nephew, Dr Stuart Braga, and Professor Jorge Santos Alves from the University of Portugal revealed the fascinating story of José Maria Braga, his life in Macau and his passionate collecting. Guests also had the rare opportunity to view a selection of the most significant items from the collection.

The Library continues to be the partner of choice for many leading academic, corporate and community organisations. Utopia 500 was an exciting collaboration with the Centre for Humanities, Arts and Law at the ANU and the ABC's *Big Ideas* program, using the 500th anniversary of Thomas More's *Utopia* to explore how Australians are confronting their future.

The Library was delighted to be involved in the Canberra Writers Festival in August 2016, with 7,000 visitors passing through the doors over the course of three days. The Library hosted events and launched the NLA Publishing title *Where Are Our Boys? How Newspapers Won the Great War* by Maps Curator Dr Martin Woods.

The Library has participated in a National and State Libraries Australasia (NSLA) collaboration with the ABC and the Australian Institute of Aboriginal and Torres Strait Islander Studies (AIATSIS) to mark the 50th anniversary of the 1967 referendum. The Right Wrongs website tells the stories of the referendum, using digitised content from all partners and taking its name from the referendum slogan 'Right Wrongs, Write Yes'. The Library has

contributed extracts from oral history interviews, newspaper articles from Trove, photographs and ephemera, and copies from the personal papers of referendum campaigners such as Jessie Street. The website, hosted on the ABC Open platform, will display content contributed by the public, particularly through the ABC Indigenous and ABC Regional networks.

The Library benefits from the dedicated support of 74 onsite volunteers, who provide guided tours daily and visitor information services on weekends. This year, there were 620 free guided tours. Volunteers also contributed to a range of collection management projects, including rehousing the 1972 federal election campaign ephemera and removing obsolete carriers such as floppy disks and cassette tapes from manuscript collections. By the end of the year, onsite volunteers and digital volunteers had contributed almost 139,000 hours to the Library correcting Trove newspaper and gazette text, at an estimated value of \$5.8 million.

One of the Library's longest and most productive collaborations is with the Friends of the National Library of Australia Inc. The 2,000 member-strong Friends organisation supports the Library in many ways, including providing an annual travelling fellowship for staff. This year, the fellowship enabled Monika Szunejko to visit the British Library and Bibliothèque Nationale de France to investigate the implementation of linked data in their national union catalogues. The Friends also funded a creative fellowship to support the use of the Library's collections by established and emerging artists.

Lead, Partner, Connect and Excel

The Library has partnered with Australian libraries for decades, leading the development of platforms that support libraries to do their collecting and cataloguing more efficiently. Over the last year, staff worked intensively with state and territory counterparts to assess opportunities for extending the Library's successful edeposit service for broader national purposes.

Developing a new national edeposit service and ensuring that existing services and programs are sustainable requires new business models to share more equitably investment, risk and strategic decision-making across the stakeholders benefiting from the Library's leadership in the digital sphere.

The Library has continued work begun in 2015–16, developing a conceptual framework for a new agreement with its Digital Business project partners that comprises a set of principles, proposed governance structures and a draft National Digital Services Agreement. The Library has produced a refined catalogue of library services, underpinned by a rigorous costing model.

The new business structure and financial model is slated for completion in 2017–18 and for implementation from 2018–19. It is likely to be several years before it is possible to assess the extent to which stakeholders can or will increase their investment in these services. The Public Service Modernisation Fund will support a number of otherwise unsustainable activities for several years, which the Library hopes will smooth transition to the new shared investment model.

Smaller but strategically important revenue generation opportunities were also pursued in relation to the Library's publishing program, with film options negotiated for one of the Library's award-winning children's books, and a number of children's books licensed for translation and republication in China and India.

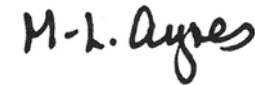
In this report, I have focused on the Library's priority actions and projects for the year. But libraries—especially national libraries—are about much more than successful projects.

Libraries embody the continuity of culture, and the continuity of links between collections and communities. Much of the Library's work is patient, ensuring that collections develop and deepen over decades, to be shared with audiences in myriad ways: online; in reading rooms; through document delivery services; interpreted in award-winning books; and curated in exhibitions that delight diverse communities from across the nation and the world.

In 2004, market research showed only half of all Australians were aware of their National Library. In 2017, more than four in five Australians are aware of the Library, and one third has visited, either in person or online. Continued focus on reaching out into diverse Australian communities has greatly increased the number of Australians who benefit from their national collection. Over the last year, several communities—scholars using the Library's Asian Collections, individuals using the Copies Direct service, digital humanists using the Trove Application Programming Interface and libraries across the nation using shared infrastructure—provided feedback on the Library's collections, service and impact on their work. These communities were uniformly positive about their interactions with the Library, with a high 95 per cent satisfaction rate from the more than 1,000 survey respondents.

I thank my colleagues across the Library for the professionalism they bring to this work and for their flair and creativity in thinking about new ways to connect with the people we serve. I also thank colleagues from the Department of Communications and the Arts, whose experience, wise counsel and commitment to the work of collecting institutions have been invaluable over recent months.


Of course, the Library could not excel as it does without the assistance of its Council, onsite and digital volunteers, Friends, members of the Foundation, donors and partners. During my time at the Library, I have never ceased to be delighted and amazed by their engagement, knowledge and sheer energy, which help the Library to share its major national asset—the collection—with Australians.



Dr Marie-Louise Ayres



ANNUAL
PERFORMANCE
STATEMENT



Harry Rogers (1929–2012)
 Singapore: Australia's Overseas Airline Qantas, 1959
 nla.cat-vn4594877, courtesy Qantas Airways Ltd

STATEMENT BY ACCOUNTABLE AUTHORITIES: CHAIR AND DIRECTOR-GENERAL

As the accountable authorities of the National Library of Australia, we present the 2016–17 annual performance statements of the National Library of Australia, as required under paragraph 39(1)(a) of the *Public Governance, Performance and Accountability Act 2013* (PGPA Act). In our opinion, these annual performance statements are based on properly maintained records, accurately reflect the performance of the entity and comply with subsection 39(2) of the PGPA Act.

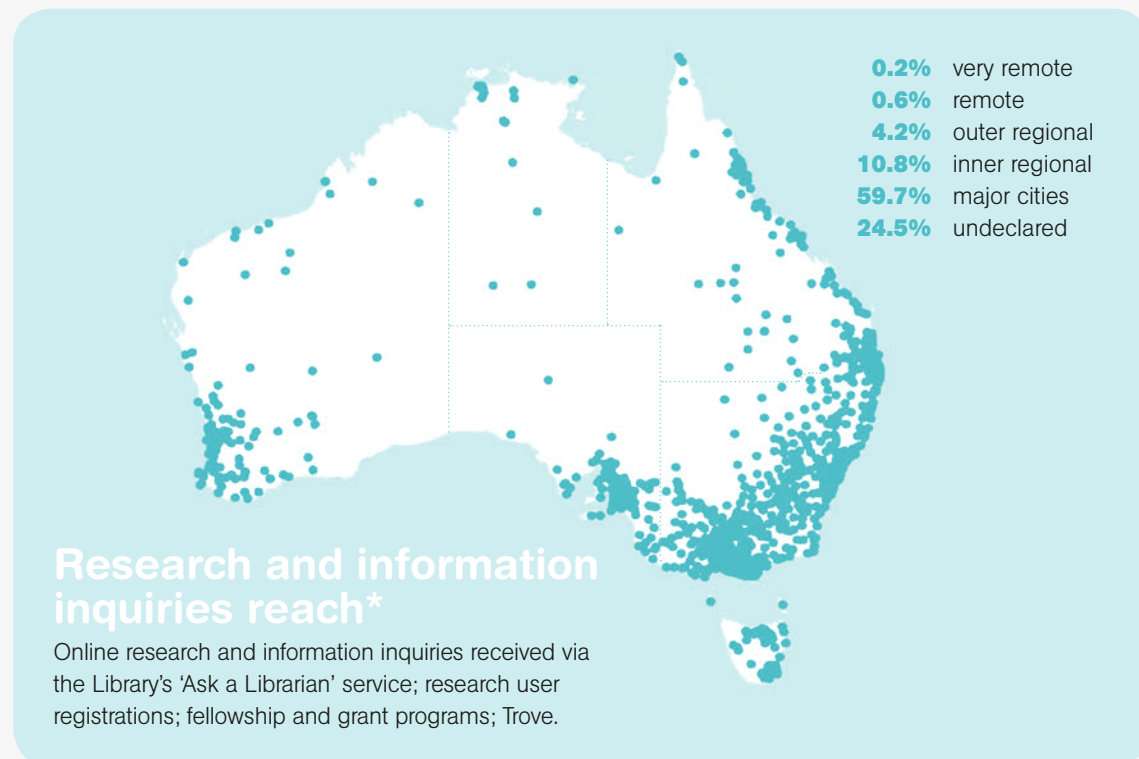
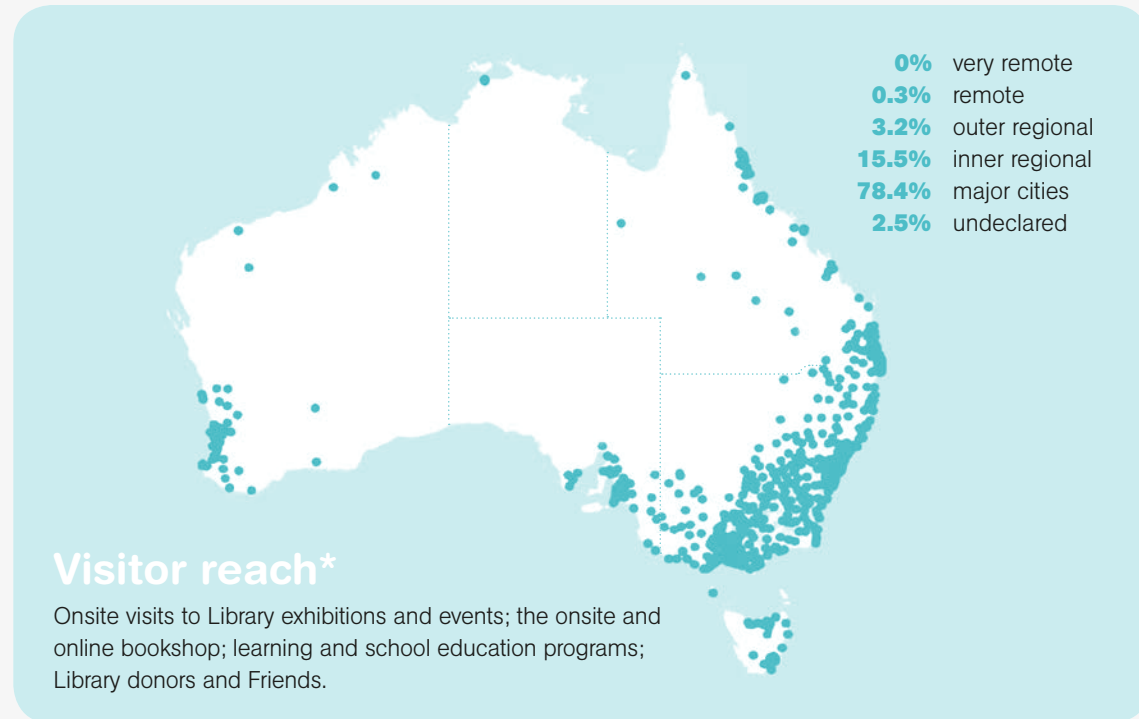
R. Stokes
 CHAIR

4 August 2017

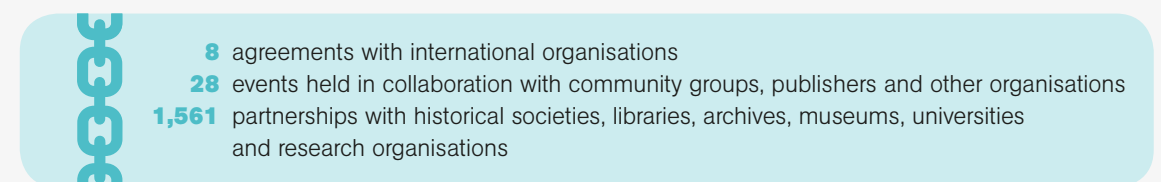
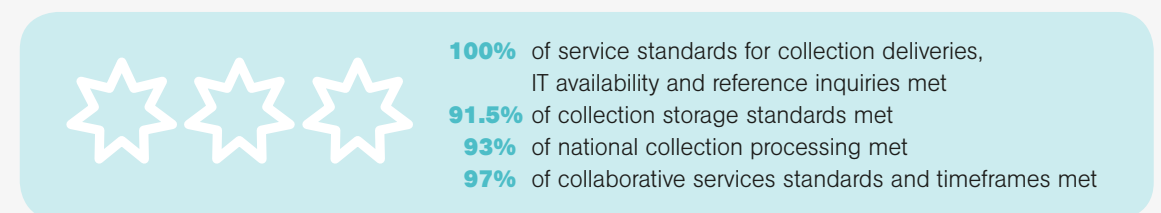
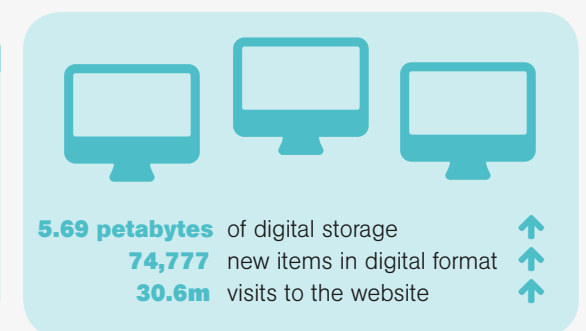
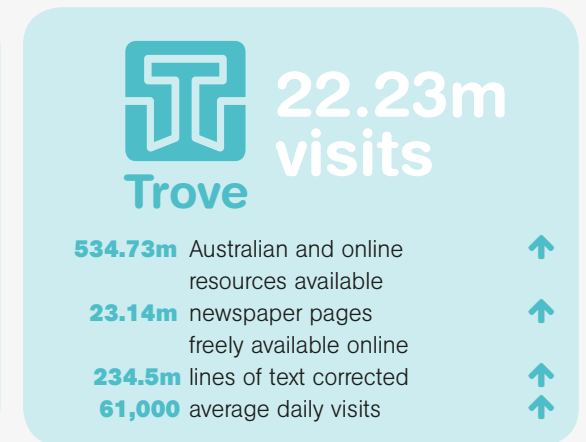
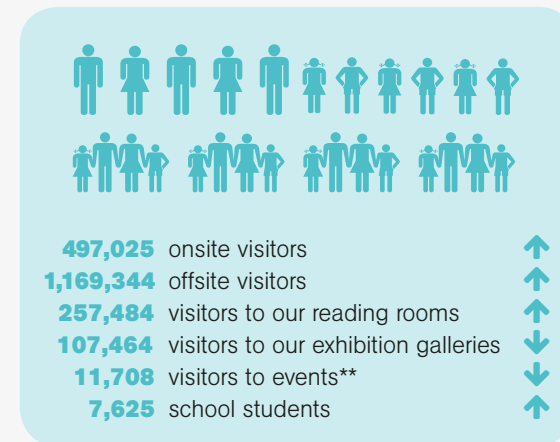
Dr M. Ayres
 DIRECTOR-GENERAL

4 August 2017

2.1 2016–17 SNAPSHOT



*Based on postcodes voluntarily supplied and grouped by Australian Bureau of Statistics Remoteness Area Codes.



**Reduced visitation to exhibitions, volunteer tours and associated event programs in 2016–17 is consistent with the Library's decision to present a major exhibition every two years.

2.2 STRATEGIC PRIORITY ONE: BUILD THE NATION'S MEMORY

In 2016–17, the Library's priorities were:

- to complete building the Library's innovative digital library platform to ensure that Australia's documentary heritage, in all forms, can be acquired, managed for long-term access, and delivered to and used by the public;
- to ensure the successful implementation of legal deposit legislation for digital publications by establishing appropriate policies, systems and workflows; and
- to implement a revised Collection Development Policy reflecting the Library's aims for its Australian collections in the digital environment.

RESULTS ACHIEVED

- Complete building the Library's innovative digital library platform to ensure that Australia's documentary heritage, in all forms, can be acquired, managed for long-term access, and delivered to and used by the public

The Digital Library Infrastructure Replacement (DLIR) program was completed in June 2017, significantly increasing digital content available to the public, delivering innovative services that improve national reach and draw in new audiences, and simultaneously improving the Library's business capability and efficiency. In 2016–17, the program built on the achievements of the previous four years by delivering new functionality in the following areas.

Special Collections

Digital Deposit Service

The Library now has end-to-end workflow capability to support selection, acquisition, management and discovery of unpublished digital collections. Creators, donors and depositors can submit digital collection material via the online service, including as many as 1,000 digital objects in a single submission, for staff to manage and process entirely within the digital environment.

Digital Photographs

Large collections of digital photographs can now be managed through this bulk deposit process. The first ingest was a collection of 600 digital photographs by Ruth Maddison documenting women in contemporary workplaces, including at Racing Victoria, VicForests, Melbourne Water and Boss Polymer Technologies. Other collections deposited this year include photographs of Australia's South Sudanese refugee community,

the Ford Broadmeadows assembly factory and commercial kitchens in inner-city Sydney.

Manuscripts

Similar end-to-end workflows were achieved for manuscript content, delivering very significant business efficiencies, from digital management of collection offers, through to searching and accessing accepted collections. Library staff can now select and appraise the digital records created by individuals and organisations, ingesting them into collection management systems for description and cataloguing, and automatically creating rights agreements and finding aids using data provided by the depositor.

The third and final phase of a project to convert manuscript finding aids to enable them to be published online is now complete; almost 2,000 finding aids, representing decades of intellectual endeavour by archivists, are now fully searchable through Trove.

Oral History and Folklore

Integrated online delivery of audio recordings, and their accompanied time-pointed transcripts and summaries through Trove Audio, has been accelerated, thanks to much-improved system flexibility and more efficient workflows. More than 9,000 hours of Oral History and Folklore recordings (18 per cent of the collection) are now available online; 5,500 of those hours are accompanied by time-pointed searchable text, significantly improving discoverability, access and use.

Maps

The development of new finding aid functionality made it possible for Maps staff to rapidly describe hydrographic charts from over 20 naval collections in spreadsheets and upload the records to Trove, providing access to approximately 30,000 previously uncatalogued charts. Prior to this innovation, charts were individually catalogued, and only a small proportion could be found on Trove.

Oral History: ABC Rural

The Library collects unique stories and perspectives about people, places and life in Australia, commissioning interviews from oral historians working across Australia.

To celebrate 70 years of broadcasting to rural Australia, the Library collaborated with ABC Rural to capture the impact and significance of radio and television in rural Australia. The interviews with rural broadcasters and producers provide insights into life beyond urban Australia over a sustained period. Oral historian Rob Linn observed:

In so many ways, ABC Rural has enlightened and influenced the nation. As the voice of the bush, it has moved with the times adapting to the pitfalls and windfalls, and sustaining the stories of rural Australia.

Sixteen interviews are now available online via Trove Audio, together with their associated time-pointed and fully searchable transcripts. These interviews also form the basis for the book *Voice of the Bush: A History of ABC Rural 1945–2015*, published by the ABC. As Rob Linn notes:

Every one of [the broadcasters] shared a common vision: a love for rural Australia and its people, and a determination to report on all aspects of agricultural life, politics and economics. There was not just enthusiasm for the work but a truly passionate determination to put their hearts and souls into broadcasting.

Former director of ABC Television and interviewee Graham White, who conceived the long-running television series *A Big Country*, reflected that the project was a 'masterpiece, a treasure ... a keepsake'.

Charts can now be identified to support research on subjects such as coastal exploration, surveys, environmental change and urban economic development.

Another development enables the public to freely download high-resolution images of out-of-copyright maps without mediation by Library staff. This has led to a striking increase in the use of digitised maps, with approximately 10,000 high-resolution maps downloaded to date—equating to almost 12 per cent of the Library's total digital map downloads. The Library aims to extend this innovation to other collection formats in coming years.

Digital Preservation

The Library is at the forefront of digital preservation, and its active engagement with international practitioners enables valuable information-sharing. International collecting organisations have sought out lessons learned from the implementation of the Library's digital preservation management system.

The digital preservation management system was further enhanced by its integration with workflows for digital legal deposit content. The system now preserves newly acquired books, journals, maps and music scores, and the metadata describing them; this metadata is automatically updated when changes occur elsewhere in the digital library system.

- Ensure the successful implementation of legal deposit legislation for digital publications by establishing appropriate policies, systems and workflows

The Library's edeposit service for digital publications was launched in February 2016 when new legal deposit provisions in the *Copyright Act 1968* came into force. The new edeposit service was fully implemented during 2016–17. The service is integrated with other Library systems, including the catalogue and Trove, providing streamlined workflows and secure collection management infrastructure for incoming digital publications. Deposited material is now available to the public almost instantaneously via Trove when the publisher chooses to make it open access, or in the Library's reading rooms via secure delivery systems, ensuring protection of intellectual property for commercial publications.

More than 7,100 electronic publications were received via the edeposit service. Nearly 20 per cent of these items are government publications. Of the remainder, approximately 93 per cent are commercial publications. The intake is dominated by ebooks, with 5,903 ebooks received, including 3,061 backlist titles from Penguin Random House. Changed legislation and the new deposit service has enabled a 20-fold increase in collecting ebooks; in the 12 months preceding the new legislation, the Library received just 300 ebook titles through voluntary deposit and other collecting mechanisms.

The ability to deposit large collections of electronic material has also streamlined the deposit of digital maps, requiring minimal interaction from staff. The Queensland Department of Natural Resources and Mines' QTopo service was the first successful bulk ingest of digital map sheets, with over 10,000 maps deposited in a single edeposit process.

Deposited publications come from a wide range of sources, from large commercial publishers to smaller commercial presses publishing one or two titles a year, and non-commercial publishers such as government agencies, think tanks and academic organisations. A significant proportion of non-commercial content comes from community and local organisations, covering a wide range of subject matter.

In the last few months of the year, the Library accelerated its engagement with publishers, to promote the edeposit service, and encourage the deposit of digital—rather than physical—versions of their books, serials, maps and music. The publishing community has responded very positively, noting they find the service easy to use and they trust the Library's ability to secure and preserve their publications for the long term, and confirming that the service has reduced their costs in meeting legal deposit responsibilities.

- Implement a revised Collection Development Policy reflecting the Library's aims for its Australian collections in the digital environment

Implementation of the revised Collection Development Policy continues to focus on building a world-class digital collection, based on the benefits and efficiencies delivered by the DLIR program and edeposit legislation.

The Library invested additional resources to expand electronic collecting by encouraging publishers to transition from print to digital deposit. Targeted publishers included large commercial publishers able to use bulk deposit processes, and government and serial publishers.

The Library reviewed its second copy policy to ensure alignment of practices with the current (and future) publishing and information access environment. The policy defines when second copies of Australian published material are purchased or received by donation, setting out principles that underpin development and maintenance of the collection.

Table 2.1: Performance Measures for Australian Published Material Collected, 2016–17

Performance Measure*	Actual	Target
# of Australian published material collected, including digital	28,207	26,800
% of Australian published material collected, including digital	83	85

*These performance measures are taken from the 2016–17 Portfolio Budget Statements, Program 1.1, Table 2.1.3, page 214.

Qualitative Evaluation of the Collection

Case Study: Asian Collections

This year, the Library surveyed researchers using its Asian Collections on their views about the depth and breadth of the collections relative to their needs. Responses were overwhelmingly positive, with 94 per cent agreeing or strongly agreeing that the collections' richness and diversity supports their needs. These responses validate decisions to shift the collecting focus in response to changing research trends, which include less use of traditional print resources and more interest in primary sources such as images and websites. The Library will continue to engage with researchers to build these world-class collections as research needs change.

Oral History: Partnering with the Research Sector

Since 2005, the Library has collaborated with 13 Australian universities and 14 industry partners in 12 projects funded by the Australian Research Council, all of which have included recording Oral History interviews to support the research.

These projects have resulted in over 760 whole-of-life interviews, with 2,372 hours of recordings and associated time-pointed text supporting online discovery and publications. Researchers have selected interviewees who have directly contributed to, or been impacted by, social changes. The collaborations have also brought the Library into close contact with strategic partners outside the research sector, including the High Court of Australia, the Walkley Foundation for Journalism, the ABC and the National Foundation for Australian Women.

During 2016–17, four books were published by the senior scholars leading these projects: *Shooting the Picture: Press Photography in Australia* (MUP, 2016); *Gay and Lesbian, Then and Now: Australian Stories from a Social Revolution* (Black Inc., 2016); *South Vietnamese Soldiers: Memories of the Vietnam War and after* (Praeger, 2016); and *Australian Lives: An Intimate History* (Monash, 2017). *Australian Lives* was released both in print and as a groundbreaking ebook containing time-coded links to interviews delivered via Trove Audio.

2.3 STRATEGIC PRIORITY TWO: MAKE ACCESS HAPPEN

In 2016–17, the Library's priorities were:

- to collaborate with partners and the public to increase the volume and variety of digital content accessible via Trove;
- to progress transformation of public spaces by 2018, the 50th anniversary of the opening of the Library building; and
- to contribute and respond to Australian Curriculum content, to provide inspiring experiences for school students onsite and online, and extend the teacher professional development program.

RESULTS ACHIEVED

- Collaborate with partners and the public to increase the volume and variety of digital content accessible via Trove

A rich, freely available digital collection is available via Trove, thanks to new approaches and innovative partnerships. The partnerships have taken different forms: working with organisations that provide financial and in-kind contributions, drawing upon collections in other libraries and smaller scale collaborations for niche interest areas. The Library's broad engagement with government, academic and community sectors is testament to Trove's reputation and versatility in meeting audience needs.

The first six years (1880–1885) of the quintessentially Australian *Bulletin* magazine were digitised in a partnership with the State Library of New South Wales and AustLit, the online research resource collaboration led by the University of Queensland. *The Bulletin* developed the careers of many of Australia's greatest writers and illustrators, whose work is now accessible to a new generation of readers. Further issues of *The Bulletin* are being digitised using funding made available through the Public Service Modernisation Fund.

The 1901–1957 issues of the *Commonwealth of Australia Gazette* are now available online, thanks to a collaboration with the Office of Parliamentary Counsel (OPC). OPC initiated this project, using its resources to scan the Library's microfilm holdings of the *Gazette*; the Library ingested this digital content and ensured it was fully text-searchable for delivery via Trove.

Two university libraries joined with the Library to make the influential journal *Art in Australia* (1916–1942) available online. The libraries of the University of Wollongong and the University of New South Wales provided source material and scanned images, with the Library delivering the content through Trove's sophisticated discovery infrastructure. This is the first time the full publication

has been made freely available online at high resolution, providing a valuable research tool for researchers and visual arts enthusiasts.

Pacific Islands Monthly, a highly respected and significant journal reporting Pacific affairs during the period 1931–2000, has become one of the few research resources from the Pacific made available online, with support from its publisher, *The Fiji Times*. *Pacific Islands Monthly* reflects colonial perspectives and the changes that have emerged with independence in Pacific states. It provides a wealth of information on politics, business, culture, society, government and administration, mining, agriculture and family history. Scholars of Pacific history and Pacific communities are now able to access this important window on the twentieth-century history of Australia's near neighbours.

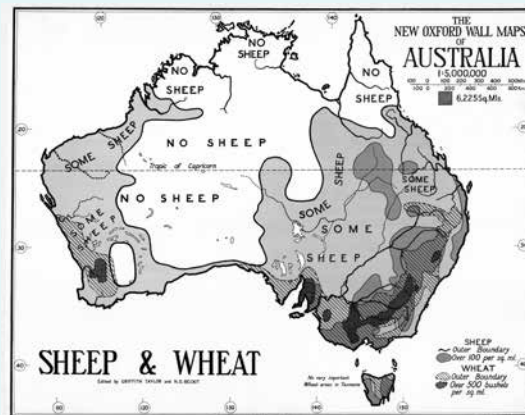
The NSW Rural Fire Service (RFS) funded digitisation of 60 years of the *Bush Fire Bulletin* from its first issue in 1952. The partnership engages and connects the Library with rural communities, while the RFS welcomes this new ability to serve the information needs of its geographically dispersed workforce and celebrate Australia's volunteer firefighters. NSW RFS Commissioner Shane Fitzsimmons said he was proud that 'this history of the NSW RFS will be available for all of Australia and the world to see'.

Digital Engagement: Sheep and Wheat Map

A humble map illustrating sheep-grazing and wheat-growing in 1920s Australia created a viral sensation on social media platforms and highlighted the power of digital engagement. To complement an ABC interview with the Library's Maps Curator on pictorial and propaganda maps, a tweet from the Trove team highlighted the delightful *Sheep and Wheat* map produced by Australian geographer Thomas Griffith Taylor in the 1920s.

The tweet led to the ABC posting an online story about old Australian maps available for download through Trove. Social media coverage drove site visitors and boosted Trove's profile, with some 2,000 unique page views of the *Sheep and Wheat* map. The trajectory of visits to Trove correlated with the social media interest, with 1,475,421 visits in December, 1,844,054 visits in January and 1,905,856 visits in February. The map remains on the ABC website, has been adapted for an editorial cartoon in Fairfax newspapers and contributed to an 18 per cent increase in Copies Direct requests for maps, highlighting the value of Australia-wide digital engagement.

Thomas Griffith Taylor, *The New Oxford Wall Maps of Australia: Sheep and Wheat*, 1920s, nla.cat-vn6103130



- Progress transformation of public spaces by 2018, the 50th anniversary of the opening of the Library building

The Library building is an outstanding Australian example of the New Classicism architecture of the 1950s and 1960s. The building and its surrounds are included on the Commonwealth Heritage List and the Library is committed to the conservation of the building's heritage values. In accordance with requirements of the *Environment Protection and Biodiversity Conservation Act 1999*, the Library reviewed its Heritage Strategy and Conservation Management Plan this year.

In early 2017, the Library's theatre was refurbished, the last major public space to be renovated, in a program extending over several years. The theatre is an important public venue within the Parliamentary Triangle and is recognised in the Conservation Management Plan as having high heritage significance. The refurbishment paid heed to both the original design and the need for an accessible, highly functional space for a range of visitors and events. Deteriorated original timber panelling and wallpaper was refurbished, the lectern and curtains were replaced with sympathetic finishes and the stage was removed to improve accessibility.

- Contribute and respond to Australian Curriculum content, to provide inspiring experiences for school students onsite and online, and extend the teacher professional development program

Since 2000, primary and secondary school students and teachers have been the happy beneficiaries of the Library's onsite education programs. These programs provide students with an introduction to the Library's collections, reading rooms and exhibitions, as a springboard to finding out more about Australian history and culture. This year 7,625 students visited the Library to participate in education programs, with 70 per cent of this audience drawn from interstate.

The Digital Classroom provides a platform for delivering content to teachers and students across the country. The Digital Classroom modules take rare and unique items off the shelves and into the classroom. In 2016–17, the Digital Classroom made Library collections available to an estimated audience of 60,387—more than eight times the onsite educational audience. The Digital Classroom provides teachers with access to Library-curated, curriculum-linked collection content when they need it, and in a context relevant to their teaching. It provides opportunities for further exploration and increases awareness of the breadth and value of the collection for education. Although its primary focus is for Australian school students, Digital Classroom resources are also being used by universities in online education for local and international students.

Four new modules and additional resources for teachers were added to the Digital Classroom, expanding secondary school content and addressing new curriculum areas. The module relating to the 1967 referendum, released to coincide with the 50th anniversary, explores the changing political and legal status of Aboriginal and Torres Strait Islander peoples in Australia and aligns with the Year 10 History curriculum. The module features video content, high-resolution images, links to a Trove Indigenous Teachers' Resource Kit and a research guide on the 1967 referendum.

Table 2.2: Performance Measures for Physical and Digital Engagement with the Collection, 2016–17

Performance Measures	2016–17	2015–16
Change in the use of the collection: physical	111,667	121,670
Change in the use of the collection: digital	53.2m	56.4m
Change in the number of interactions with the Library (online)	17.34m	17.09m

Qualitative Evaluation of Use and Value of the Collection and Services

Case Study: Copies Direct

Copies Direct provides a fast service to obtain copies of Library collection material in all formats through an online ordering and payment system, and plays an important role in providing Australians with access to the collection, wherever they live. A survey of Copies Direct clients found the service is highly valued, with 95 per cent of respondents satisfied with the service, and 87 per cent finding it above average or excellent. Client comments provided examples of the benefits of Copies Direct for learning, creating new knowledge and personal enjoyment. Many respondents from Australia and overseas commented on the uniqueness, rarity and diversity of the Library collections, and staff helpfulness was rated as excellent by 92 per cent of respondents.

OTHER ACHIEVEMENTS

Connecting Indigenous Communities with Library Collections

The Library seeks to connect with Indigenous people and communities through activities including digitally repatriating copies of collection materials and using social media for outreach. Library staff attended the biennial Torres Strait Cultural Festival to showcase collections and demonstrate Trove. Torres Strait Islander staff member John Morseu returned to Thursday Island at the

request of the community to record Oral History interviews for the Library and the Torres Strait Cultural Centre as part of the 60th anniversary of the Tamwoy Reserve, an important cultural and community precinct.

Trove now provides access to the biographical records of 45,550 Indigenous Australians, with rich descriptions, including language groups. This successful collaboration with AIATSIS reviewed and loaded records from the institute's Aboriginal and Torres Strait Islander Biographical Index into Trove.

Library fellowships have exposed the significance of Indigenous collections. Awarded a 2017 National Library Fellowship, Paul Diamond, Curator, Māori, at the National Library of New Zealand, demonstrated the value of indigenous curatorship, enhancing knowledge, description and understanding of the Library's significant Māori collections, and enriching connections between the two national libraries. The Library also hosted the First Nations' Writers Residency, awarded to Laniyuk Garçon-Mills, as part of its support for the Noted Festival.

Improved Control of Photographic Collections

A two-year project to improve collection control and description of a large, undescribed backlog of photographs was completed. Contractors accessioned 605,088 photographs, created 1,257 collection level records and analysed the data before its ingest into the Library's collection management system. The photographs were also rehoused and future preservation treatment needs identified. The project will support future digitisation and access to these collections through Trove, without the need to create costly individual catalogue records.

Increasing the Value of Reference Expertise

An innovation that saw librarians' answers to frequently asked reference questions made available and fully text searchable through Trove has seen these FAQs used more than 85,000 times. Just one answer to the question 'How do I trace the history of my house?' was viewed 20,000 times. The Library's reference staff regularly follow up spikes of user interest with blogs and Facebook posts.

As a consulting historian, the Library's online resources and Trove are my first ports of call.

You not only gave me what (I thought) I wanted, but what I actually needed.

Indigenous Engagement: National Folk Fellow Jessie Lloyd

An ongoing partnership with the National Folk Festival increases access to the Library's unique folklore collections by awarding a fellowship for performers to research, create, record and perform new work based on the collections.

The 2017 National Folk Fellow Jessie Lloyd was the first Indigenous Australian to be awarded a Library fellowship. Through her *Mission Songs Project*, Jessie is discovering 'hidden' songs in the Library's folklore archives, learning songs from communities and recording these for the Library's collection. The songs record the daily life, cultural identity and resilience of people who lived on missions, reserves and settlements. Ms Lloyd's research shows that the songs, created over 100 years, exemplified a new kind of 'mission culture' born out of cultural displacement from past traditions.

Jessie Lloyd's presentations at the 2017 National Folk Festival captured national media attention. She spoke of and sang these rare and forgotten songs and stories, in a poignant, culturally significant and artistically successful performance. Ms Lloyd is reinvigorating traditions, knowledge and songs created out of this fractured mission history, returning cultural heritage to communities through performing and recording, and creating important new research and collections.

Indigenous Engagement: Discovering 'Home' in the Collections

A teacher from Boigu Island in the Torres Strait contacted the Library to request an aerial photograph of his island, as part of a native title claim. Locating this rare item in the Maps Collection, Indigenous staff member Yanti Ropeyarn could see distinct landmarks that would help the teacher identify exact locations and land features.

Ms Ropeyarn wondered if she could find her own country in far northwest Cape York and discovered a box of undescribed aerial photographs of the Jardine River between 1969 and 1975. The Jardine River is the life source to five Aboriginal and Islander communities of the Northern Peninsula Area. In one photograph, particular landmarks sparked distinct childhood memories for Ms Ropeyarn. She recognised her Injinoo home, with its mangroves known for swimming, fishing and crocodiles.

Using social media, Ms Ropeyarn shared this gem with her family and community in Cape York. By comparing the photograph with Google Maps, they could see what has changed in their environment. Ms Ropeyarn's discovery sparked the sharing of elders' stories and knowledge about the land and its features.

When I began at the Library as an Indigenous graduate last year, I had little concept of the breadth and depth of the collections, much less that I would find my 'home' represented in a rare aerial photograph. Now, I have been able to connect the Library to my own remote community, through discovery and digitisation, and in the process generate new knowledge from and about the collections.

Yanti Ropeyarn

2.4 STRATEGIC PRIORITY THREE: LEAD, PARTNER, CONNECT AND EXCEL

In 2016–17, the Library's priorities were:

- with National and State Libraries Australasia, to investigate the feasibility of shared digital library infrastructure, especially to facilitate a national approach to edeposit and collaborative archiving of government websites;
- to develop capability to identify and model business and revenue generation opportunities; and
- to build workforce capability in the priority areas of advanced digital expertise, leadership, communication and business acumen.

RESULTS ACHIEVED

- With National and State Libraries Australasia, investigate the feasibility of shared digital library infrastructure, especially to facilitate a national approach to edeposit and collaborative archiving of government websites

The Library and its NSLA partners have made steady progress towards approval to build the National Digital Deposit Network (NDDN). The NDDN is an initiative of the National Library and Australia's state and territory libraries, to collect a national corpus of digital publications under combined Commonwealth and state legal deposit frameworks.

If the state and territory libraries agree to invest in the NDDN in the second half of 2017, the network will be hosted by the Library as a shared service to support acquisition, preservation and access to digital publications. Publishers will only need to deposit once, simplifying and lowering the cost of meeting their deposit obligations. Reduced duplication of systems and collections will deliver national cost savings in a shared service funded by all partners. The NDDN will extend existing infrastructure, including the Library's new edeposit service and the decades-strong resource-sharing service Libraries Australia, to achieve an enhanced national collection for all Australians.

- Develop capability to identify and model business and revenue generation opportunities

The Library's Digital Business project is developing a more robust and sustainable future for Library services and stakeholders. A second stage commenced in October 2016 to develop a new governance model, member agreement, fee structure and implementation plan to position the Library's digital business offerings. Responding to stakeholder input from the first phase of the project, the Library has been investigating development of a 'bundled' approach to its range of service offerings. The proposal incorporates a single membership fee for digital services and a participative governance model. A draft conceptual framework and proposed governance structure was presented to state and territory libraries in May 2017. Feedback from these libraries will inform the refinement of the model for discussion with other stakeholder groups, with a staged implementation planned for 2018–19.

- Build workforce capability in the priority areas of advanced digital expertise, leadership, communication and business acumen

A strong focus on building workforce capability has underpinned the Library's approach to sustaining its growing collections and services for millions of users. The priority areas are not new for Library staff; the Library is a digital world-leader, has decades of experience leading national agendas and has strengthened the financial acumen of its people over many years. However, the past year has seen strengthened focus on bringing these elements together, and in finding new ways to communicate the innovation, value and impact of the Library's work to partners, stakeholders and the public.

The Library has been a proud and successful participant in the Australian Public Service Commission's 'Pathways' Indigenous graduate recruitment program. The program has led to an increase in Indigenous employment at the Library from 0.6 per cent in 2011 to 2.2 per cent in 2016–17. It has also strengthened connections to Indigenous communities and increased access to Indigenous collections.

In 2016–17, the program provided a range of personal development and national outreach opportunities. Three Indigenous graduates were interviewed as young leaders for the indigenous.gov.au website. Three graduates presented papers on their 'Pathways' projects at the International Indigenous Librarians Forum in Sydney. Another graduate project on the 50th anniversary of the 1967 referendum created an online research guide, featured in a Digital Classroom module, contributed Library collections to the ABC Open website *Right Wrongs* and led to media interviews, exposure through social media and participation in the Minister for Indigenous Affairs' young Indigenous leaders forum. The Indigenous graduates have enthusiastically embraced the opportunity to show leadership, develop communication skills using varied media and work confidently and independently at the Library while giving back to their communities.

Building Digital Skills: The Summer of Libraries Australia

The Library's commitment to building digital expertise among staff was demonstrated in a very practical way with the inaugural Libraries Australia Summer Sessions.

This year, the traditional annual Libraries Australia Forum meeting was replaced with a series of six one-hour professional development webinars, delivered by national and international speakers. The new-look forum attracted the highest number of participants in its ten-year history. It provided access to high-quality, free professional development for many people working in single-person libraries and libraries in rural areas, and reached record numbers of first-time participants. Feedback from members confirmed that they gained new knowledge and practical skills that could be immediately applied in their organisations.

The webinars also built digital skills and capacity for Library staff who had not previously delivered professional development activities in this way, and opened new and creative ways of communicating to stakeholders, including encouraging a busy stream of tweets and enthusiastic 'selfies' from members. The Library is now looking at leveraging this experience and expertise to use similar platforms for other projects.

OTHER ACHIEVEMENTS

Summer Scholars

Since 2002, the Summer Scholarship program has supported 57 young postgraduates for six weeks of immersive research using Library collections for their PhDs. In 2016, staff contacted all former Summer Scholars and published a booklet in which they reflected on their Library experiences. A common theme was how the program had transformed their lives as young researchers and shaped career directions and achievements. Their reflections highlight the diversity, depth and range of the collections; the importance of access to collections at critical points in their research; and the value of the Library as a hub for research, training and creating new knowledge.

The Summer Scholarship program has since its inception been funded exclusively through the generosity of private donors, with almost \$300,000 donated by Mrs Pat McCann in honour of former Council member the late Norman McCann, and by Dr John and Mrs Heather Seymour AO. The 2017 publication is being used to encourage other philanthropic support as well as outreach to universities.

Fellowships

Nine National Library Fellowships were awarded for 2017, including four from international applicants. The Library received funding for two additional fellowships, from the Minerals Council of Australia and the Patrons and supporters of the Library's Treasures Gallery Access Program.

The Summer Scholarship turned out to be a life-shaping experience and a great basis for a research career.

I still feel the impact of my six weeks at the Library in my life every day. I talk about my experiences at the Library to anyone who will listen. I made long-lasting meaningful friendships and felt part of a larger scholarly community I had not experienced before.

My findings in the archive have revealed even more than I had ever hoped.

It was a privilege to be part of an organisation whose staff are committed to advancing knowledge and the public good, are passionate about these goals and whose endeavours are marked by a sense of common purpose ... The warm and supportive atmosphere allowed for a deep engagement with primary sources and facilitated creative thinking.

Over the 28 years of the former Harold White Fellowship scheme (1986–2014), the Library expended approximately \$2,100,000 and supported 145 fellows. Initially, donations made by Council Chair Kenneth Myer were used to support fellowships, but from 1994 to 2014 the scheme was funded from the Library's operational budget. The Library's donors and supporters have donated and pledged a total of \$600,000 to support the fellowships program since its relaunch in 2015, returning the program to its original philanthropic base.

Since the program's renewal, the number of applications has almost trebled, and there was a further 26 per cent increase in applications for 2018. The Fellowships Advisory Committee has noted the exceptional quality and competitiveness of applicants, as well as the depth and variety of proposed research use of collections. Fellows have reported to Council on the inestimable research benefits and overall value of their fellowship experience.

Appeals

Each year, the Library makes two appeals for financial support to its community of donors and supporters. The 2016 Tax Time Appeal sought funding to preserve, digitise and improve access to the papers of Bessie Rischbieth, a leading Australian feminist, whose papers contain significant material documenting the international campaign for women's suffrage. The generous response enabled the Library to extend the project to include related women's suffrage material in other collections. The Bessie Rischbieth collection will be displayed in the Treasures Gallery in 2018.

The 2016 End of Year Appeal sought to raise funds to perform essential preservation and selective digitisation of the Library's extraordinary collection of material relating to Captain James Cook. As the 250th anniversary of the first *Endeavour* voyage approaches in 2018, the generosity of donors will enable this collection material to be displayed onsite and online.

Leading and Connecting: Cross-cultural Institution Mentoring

In 2016, the Library expanded its in-house mentoring program to include other cultural institutions. A pilot program involved 25 mentoring pairs from the National Portrait Gallery, the National Museum of Australia and the Library, presenting opportunities for participants to form cross-institutional relationships, enhance professional networks and career prospects, and share knowledge and experience across multiple institutions.

Participants were enthusiastic about the benefits of the diversified program, with one participant describing it as 'a great opportunity to develop a larger network and see the cultural institutions from a different perspective', adding that it was 'a worthwhile program they would like to see continue'.

Based on this success, the Library plans to expand the 2018 cross-cultural institution mentoring program to include more institutions.

2.5 CROSS-AGENCY KEY PERFORMANCE INDICATORS

With only two exceptions, the Library fully met or exceeded its performance targets for the cross-agency key performance indicators. The number of students participating in organised onsite visits and the number of educational institutions visiting the Library did not meet target. The anticipated growth in educational tourism, particularly by primary schools, has not followed the trajectory shown in the previous two financial years, and 2016–17 has seen numbers plateau. Despite not meeting the ambitious targets set, student visitation for the year has increased by 14 per cent when compared to the previous year.

Table 2.3: Cross-agency Key Performance Indicators, 2016–17

Key Performance Indicators*	Actual	Target
Total number of visits to the organisation	1,666,369	904,000
Total number of visits to the organisation's website in millions	30.61	27
Total number of onsite visits by students as part of an organised educational group	7,625	8,640
Number of people participating in public programs	533	400
Number of students participating in school programs	68,012	50,640
Number of organised programs delivered onsite	194	173
Number of program packages available online	29	15
Number of educational institutions participating in organised school learning programs	149	173
% of visitors who were satisfied or very satisfied with their visit	92	90
Expenditure on collection development (as a % of total expenditure)	28.27	28.1
Expenditure on other capital items (as a % of total expenditure)	9.06	12.5
Labour costs (as a % of total expenditure)	26.48	25.7
Other expenses (as a % of total expenditure)	36.19	33.7
Number of acquisitions (in the reporting period)	139,141	90,000
Total number of objects accessioned (in the reporting period)	43,608	43,000
% of the total collection available to the public	93.4	93
% of the total collection available to the public online	6.65	5.8
% of the total collection digitised	4.08	3.8

*These performance indicators are taken from the 2016–17 Portfolio Budget Statements, Program 1.1, Table 2.1.3, pages 213–214.



GOVERNANCE AND ACCOUNTABILITY



M. Schlesinger
 Smart Women Fly QANTAS, *It's the Height of Fashion!*, c.1970
 nla.cat-vn4693725, courtesy Qantas Airways Ltd

3.1 ROLE

The functions of the Library are set out in section 6 of the *National Library Act 1960*. They are:

- a. to maintain and develop a national collection of library material, including a comprehensive collection of library material relating to Australia and the Australian people;
- b. to make library material in the national collection available to such persons and institutions, and in such manner and subject to such conditions, as the Council determines with a view to the most advantageous use of that collection in the national interest;
- c. to make available such other services in relation to library matters and library material (including bibliographical services) as the Council thinks fit, and, in particular, services for the purposes of:
 - the library of the Parliament
 - the authorities of the Commonwealth
 - the Territories
 - the Agencies (within the meaning of the *Public Service Act 1999*); and
- d. to cooperate in library matters (including the advancement of library science) with authorities or persons, whether in Australia or elsewhere, concerned with library matters.

The Library is one of many agencies in the Communications and the Arts portfolio with responsibilities for collecting Australian cultural heritage materials and making them available to the Australian public. Senator the Hon. Mitch Fifield, appointed Minister for Communications and Minister for the Arts on 21 September 2015, is the Minister responsible for the Library. The affairs of the Library are conducted by the Library Council, with the Director-General as executive officer.

3.2 LEGISLATION

The Library was established by the *National Library Act 1960*, which defines the Library's role, corporate governance and financial management framework. As a corporate Commonwealth entity, the Library is subject to the *Public Governance, Performance and Accountability Act 2013* (PGPA Act).

3.3 PURPOSES

The Library ensures that documentary resources of national significance relating to Australia and the Australian people, as well as significant non-Australian library materials, are collected, preserved and made accessible either through the Library itself or through collaborative arrangements with other libraries and information providers.

By offering a strong national focus in all that we do, and cooperating with others who share our goals, we support learning, and creative and intellectual endeavour, and contribute to the continuing vitality of Australia's diverse culture and heritage.

The Library has three strategic priorities.

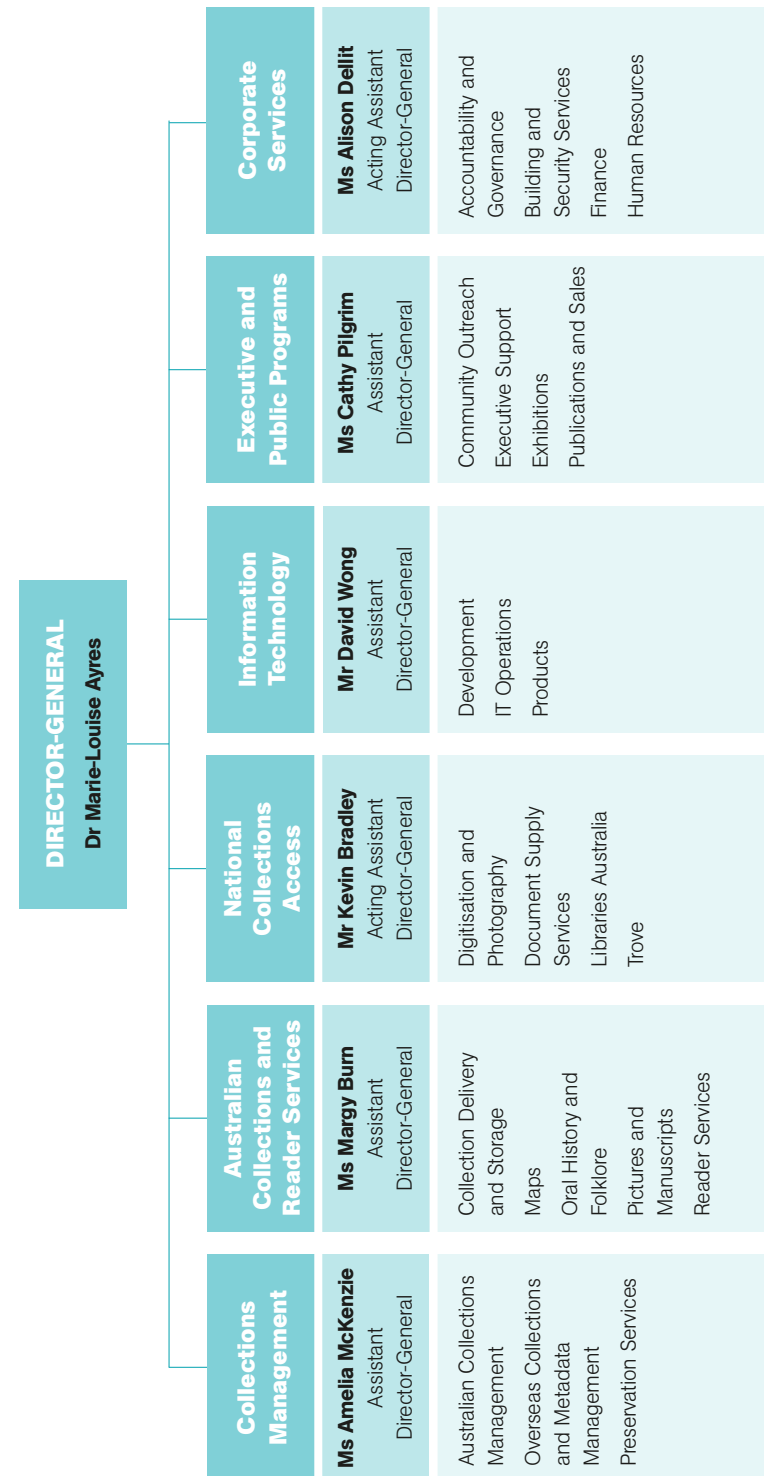
- Build the nation's memory
- Make access happen
- Lead, partner, connect and excel

3.4 ORGANISATION

The Library's senior management structure comprises the Director-General and six Assistant Directors-General.

Figure 3.1 shows the Library's organisational and senior management structure.

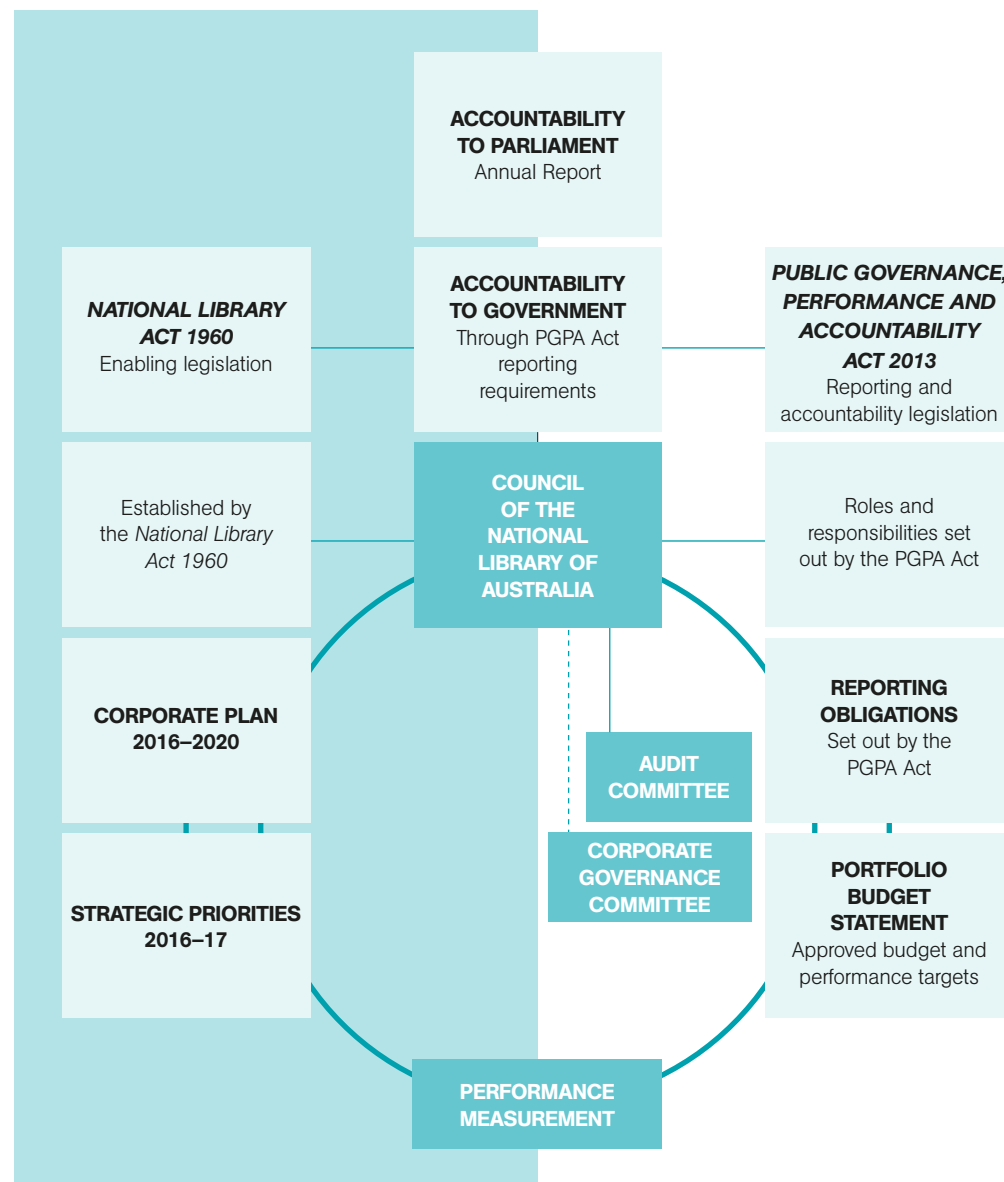
Figure 3.1: Organisational and Senior Management Structure, 30 June 2017



3.5 CORPORATE GOVERNANCE AND ACCOUNTABILITY

Figure 3.2 shows the principal elements of the Library's corporate governance structure.

Figure 3.2: Corporate Governance Structure, 2016–17



COUNCIL

The *National Library Act 1960* provides that a council shall conduct the affairs of the Library. Council has 12 members, including the Director-General, one senator elected by the Senate and one member of the House of Representatives elected by the House.

At 30 June 2017, there were two vacancies on Council. Appendix A lists Council members and their attendance at Council meetings.

In 2016–17, in addition to general administrative, compliance and financial matters, Council considered a range of matters, including:

- the Corporate Plan 2017–2021;
- the 2017–18 Budget;
- fellowships;
- the revised Performance Reporting Framework and Risk Management Framework;
- new acquisitions;
- the DLIR program;
- the development of Trove;
- the Digital Business project and collaboration with national, state and territory libraries;
- the implementation of electronic legal deposit;
- copyright law reform;
- Building Capital Works and Maintenance plans;
- Strategic Workforce planning; and
- Council's evaluation of its performance.

Council has two advisory committees: the Audit Committee and the Corporate Governance Committee.

AUDIT COMMITTEE

The Audit Committee assists Council and the Director-General by independently reviewing the Library's operations, its risk management and performance frameworks, and the integrity of its financial accounts.

The Library's Audit Committee follows the best practice guidelines issued by the Australian National Audit Office (ANAO) and reviews all internal and external reports relevant to the Library. External observers at Audit Committee meetings included representatives from the ANAO and the Library's internal auditor.

Details of Audit Committee members, meeting attendance and Terms of Reference can be found at Appendix A.

CORPORATE GOVERNANCE COMMITTEE

The Corporate Governance Committee comprises three non-executive Council members (the Chair, the Deputy Chair and the Chair of the Audit Committee) and has the authority to coopt other non-executive Council members.

Appendix A lists the Corporate Governance Committee members. In February 2017, the Corporate Governance Committee met to consider the results of the 2016 Council Self-Evaluation Survey and, in June 2017, it met to discuss the Director-General's performance and remuneration.

RISK MANAGEMENT FRAMEWORK

Risk management within the Library is overseen by the Emergency Planning Committee, which is chaired by the Assistant Director-General, Corporate Services, and includes Senior Executive Service (SES) staff representing all business areas. The committee provides a clear control structure to identify, monitor, respond to and mitigate risks that may affect the Library.

Council, the Audit Committee and the Corporate Management Group (CMG) actively engage with emerging risks and manage identified strategic risks. The Audit Committee provides independent advice and assurance to Council and the Director-General on Library control frameworks.

Every six to twelve months, the Library reviews risks at a strategic and operational level, including Work, Health and Safety, Information Technology and Fraud.

The Library is required to examine and update its Fraud Risk Assessment and Fraud Control Plan every two years; this review was completed in 2016–17. In accordance with the Library's Fraud Management Policy, staff must be aware of their responsibilities in relation to fraud against the Commonwealth. Fraud awareness training is required to be undertaken by all Library staff and, during 2016–17, training sessions were made available through an online program to new staff and to staff who had not attended such training in the past four years.

AUDIT

The Library was one of the entities included in the Auditor-General's ANAO Report No.54 2016–17 *Performance Audit Corporate Planning in the Australian Public Sector 2016–17*. The Library acknowledged the supported findings and recommendations outlined in the report.

The internal auditor, Synergy Group Australia, reported to the Audit Committee on four audits in 2016–17, with a further two audits completed and due to be reported on at the August meeting. The audits were a mix of compliance and performance assessments. The Audit Committee is provided with reports on the progress of the implementation of the audit recommendations.

PARLIAMENTARY COMMITTEES AND GOVERNMENT INQUIRIES

At the invitation of the Joint Committee on Publications, the Library appeared before its inquiry into the printing standards for documents presented to Parliament.

MINISTERIAL DIRECTIONS

Under subsection 22(1) of the PGPA Act, the Minister for Finance (Finance Minister) may make a government policy order that specifies a policy of the Australian Government that is to apply in relation to any or all corporate Commonwealth entities, including the Library, provided the Finance Minister is satisfied that the Minister responsible for the policy has consulted the entity on the application of the policy.

There were no orders issued in 2016–17. The Library continues to report against the Finance Secretary's Direction, issued in February 2016, that sets out minimum mandatory requirements for reporting performance information in the Portfolio Budget Statements.

PROTECTING THE ENVIRONMENT

In accordance with Section 516A of the *Environmental Protection and Biodiversity Conservation Act 1999*, the Library adheres to Ecologically Sustainable Development (ESD) principles, and works to mitigate the impact of its activities on the environment through a diverse program of waste minimisation, sustainability activities and appropriate targets for environmental performance. The Library applied ESD principles with the continuation of its energy-efficient lighting project, which has seen extensive replacement of inefficient lighting with LED fittings. Although energy-efficient, task-appropriate lighting can be difficult to incorporate into a heritage building, the energy-efficient lighting project has continued to provide environmental and financial savings while maintaining adequate levels of lighting across the Library.

WORK HEALTH AND SAFETY

Under the *Work Health and Safety Act 2011*, as at 30 June 2017, there were no notifications, directions or notices issued to the Library during the reporting period.

There were four claims lodged for workers' compensation, and of these three were accepted and one was disallowed. Two compensation claims lodged in 2015–16 were accepted during 2016–17. The Library's premium rates for injuries over the past three years are shown in Table 3.1.

**Table 3.1: Premiums for Injuries Suffered, 2014–18
(as a percentage of wages and salaries)**

Premium Rates*	2014–15	2015–16	2016–17	2017–18
Latest premium rates for the Library	0.82	0.68	0.76	0.70
Premium rates for all agencies combined (for comparison)	1.93	1.85	1.72	1.23
Library premium rates as a percentage of all agencies (%)	42.49	36.76	44.18	56.91

*Including as amended retrospectively by Comcare.

ADVERTISING AND MARKET RESEARCH

In accordance with section 311A of the *Commonwealth Electoral Act 1918*, the following is a summary of amounts paid by the Library to advertising agencies, market research organisations and media advertising organisations in excess of \$13,000 (inclusive of GST) for non-recruitment and non-tender services. The Library did not pay for the services of any polling or direct mail organisations.

Table 3.2: Library Expenditure on Advertising and Market Research, 2016–17

Business	Activity	Value (\$)
Dentsu Mitchell Media Australia Pty Ltd	Media advertising in <i>The Canberra Times</i>	33,986
iSentia Pty Ltd	Media monitoring services	30,158
Total		64,144

3.6 SUMMARY OF FINANCIAL PERFORMANCE

OPERATING OUTCOME

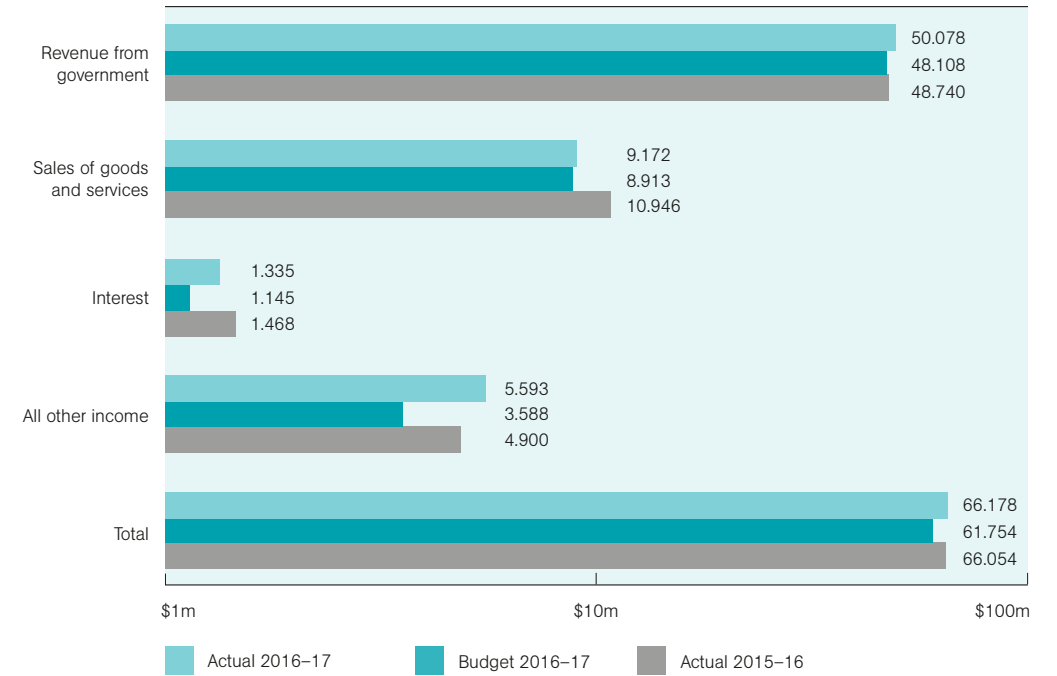
During 2016–17, income, including revenue from government, amounted to \$66.178 million and expenses were \$71.930 million, resulting in a deficit of \$5.752 million. From an income-statement perspective, the Library does not receive appropriation funding for depreciation of the national collection (totalling \$10.890 million), which forms part of operating expenses. The Library receives funding for additions to the national collection through a separate Collection Development Acquisition Budget provided through an equity appropriation. During 2016–17, the Library received an equity appropriation totalling \$9.655 million.

The Library’s financial statements include budget variance commentary, which identifies material variances between the original budget and the 30 June 2017 results.

OPERATING INCOME

The total operating income of \$66.178 million for 2016–17 was \$4.424 million above the budget and \$0.124 million more than the 2015–16 actuals. Figure 3.3 shows a comparison of income across items against budget for 2016–17 and actuals in 2015–16.

Figure 3.3: Operating Income, 2016–17 and 2015–16



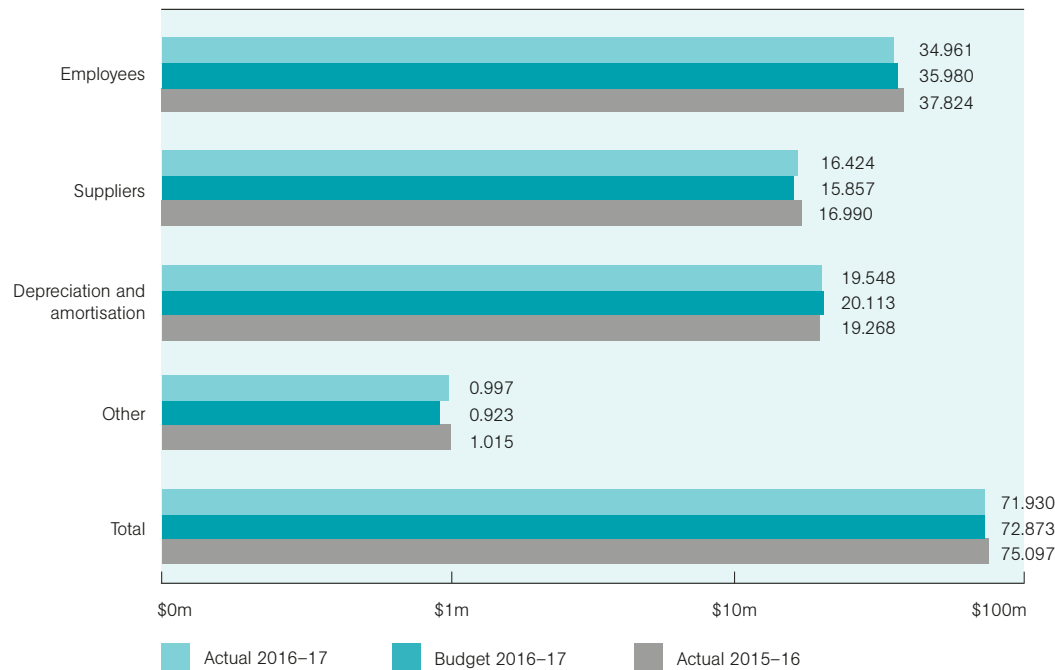
Note: A logarithmic scale is used.

The major variations between financial years relate to a reduction in the sales of goods and services (–\$1.774 million), largely due to a reduction in revenue received from corporate sponsorship (–\$0.510 million), which related to the *Celestial Empire* exhibition held during 2015–16, and consultancies (–\$1.117 million), which was primarily related to a reduction in the digitisation of collection material for other libraries. The decline in interest revenue (–\$0.133 million) is largely the result of a general decline in deposit rates. There was an increase in government revenue (\$1.338 million), with the majority of the increase related to the receipt of funding from the Public Service Modernisation Fund—Agency Sustainability Stream (\$1.885 million) introduced as part of the 2016–17 Mid-Year Economic and Fiscal Outlook process and the application of indexation and the efficiency dividend (net –\$0.634 million). The funding received through the Public Service Modernisation Fund—Agency Sustainability Stream was provided for the digitisation of Library collection material and for the upgrade of critical infrastructure.

OPERATING EXPENSES

The total operating expenses of \$71.930 million for 2016–17 were –\$0.943 million below budget and –\$3.167 million less than the 2015–16 actuals. Figure 3.4 shows a comparison of expenditure across items and against budget for 2016–17 and actuals in 2015–16.

Figure 3.4: Operating Expenses, 2016–17 and 2015–16



Note: A logarithmic scale is used.

There was a decrease in employee expenses (–\$2.863 million) compared to 2015–16, which primarily reflects a reduction in the number of Library employees.

Supplier expenses were lower (–\$0.566 million) than 2015–16, with the major variations relating to reductions in the promotion of Library services (–\$0.459 million), largely as a consequence of the *Celestial Empire* exhibition being held in 2015–16, and building services costs (–\$0.288 million), largely as a result of undertaking fewer building maintenance projects in 2016–17, and to increased expenditure on contractors and consultants (\$0.368 million), primarily as a result of undertaking additional IT projects and seeking additional independent legal advice, which is offset by undertaking less contract work associated with exhibition activities.

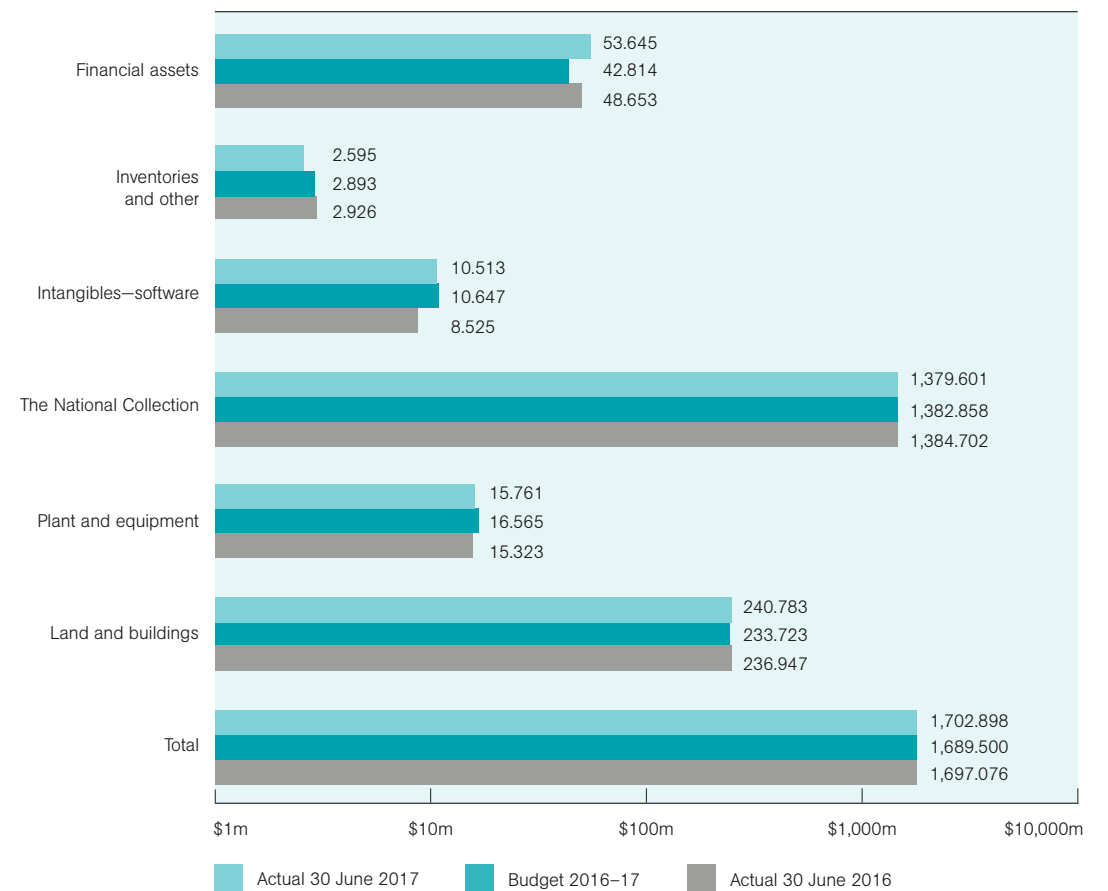
EQUITY

The Library's total equity increased by \$6.170 million to \$1,686.881 million in 2016–17. The net increase was a result of a net revaluation increment (\$2.267 million), following the revaluation of the Library's collections (–\$4.516 million), land (\$0.650 million) and buildings (\$5.493 million); an equity injection for collection acquisitions (\$9.655 million); and the net operating result (–\$5.752 million) for 2016–17.

TOTAL ASSETS

Figure 3.5 shows that the total value of the Library's assets increased by \$5.822 million to \$1,702.898 million in 2016–17.

Figure 3.5: Total Assets, 2016–17 and 2015–16



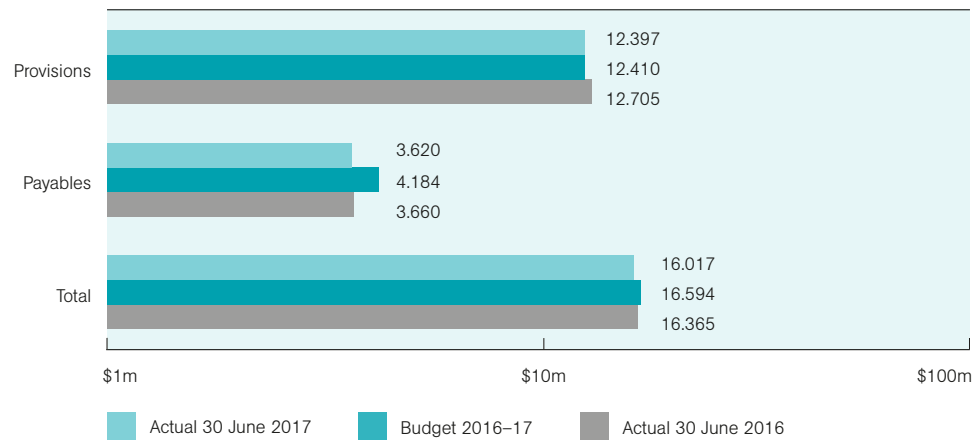
Note: A logarithmic scale is used.

The increase in non-financial assets (\$0.830 million) was largely the result of the revaluation of the Library’s tangible collections, land and buildings (a net increment of \$2.267 million); a reduction in the value of prepaid expenses (–\$0.255 million); and the net difference between current-year assets acquisitions, disposals and current-year depreciation expenses (–\$1,106 million). The increase in financial assets (\$4.992 million) relates primarily to an increase in investments (\$3.108 million) and cash at bank (\$2.502 million), and is offset by decreases in receivables (–\$0.702 million).

TOTAL LIABILITIES

As Figure 3.6 shows, the Library’s total liabilities decreased by –\$0.348 million from last financial year to \$16.017 million.

Figure 3.6: Total Liabilities, 2016–17 and 2015–16

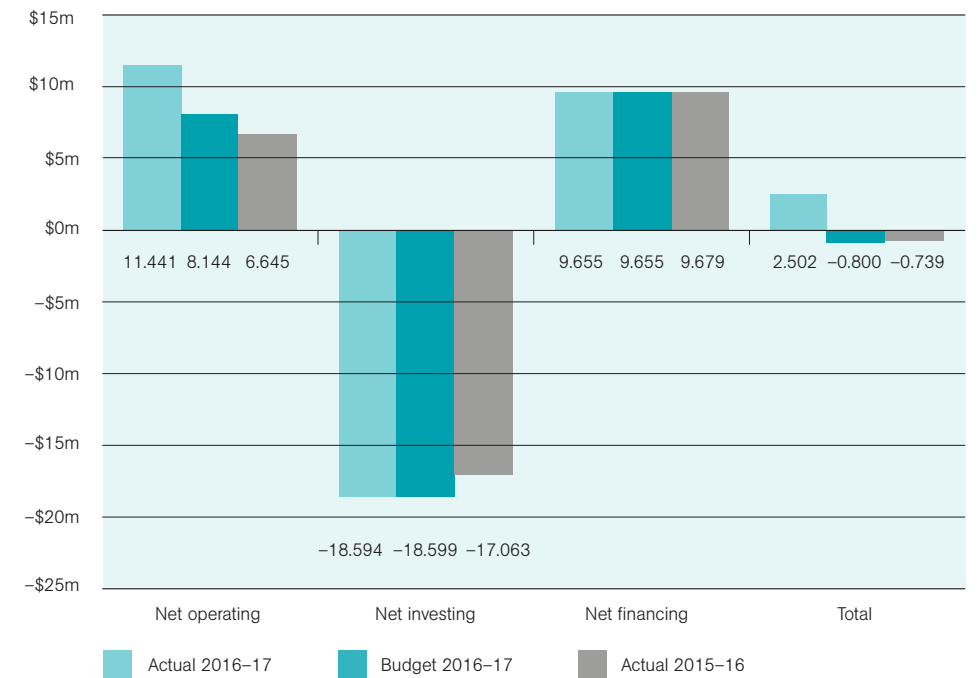


The decline in the value of liabilities is primarily due to a reduction in provision for employee leave (–\$0.315 million).

CASH FLOW

In 2016–17, there was an increase of \$2.502 million in the Library’s cash balance, which was \$6.732 million as at 30 June 2017. Figure 3.7 shows a comparison of cash flow items for 2016–17 and 2015–16.

Figure 3.7: Net Cash Flow, 2016–17 and 2015–16



The increase in net cash from operating activities (\$4.796 million) reflects the comments under ‘Income’ and ‘Expenses’. The movement in net cash used for investing activities (–\$1.531 million) primarily reflects the net movement of funds from investments to cash at bank between years (\$8.993 million) and a decrease in the purchase of property, plant, equipment and intangibles (–\$7.442 million). There was a minor decrease in net cash from financing activities between financial years (–\$0.024 million) as a result of a slight reduction in the Library’s equity injection provided by government to fund collection acquisitions.



FINANCIAL
STATEMENTS

4. AUDITED FINANCIAL STATEMENTS

Independent Auditor's Report **60**

Statement by Accountable Authorities, Director-General and Chief Financial Officer **62**

Consolidated Statement of Comprehensive Income **63**

Consolidated Statement of Financial Position **65**

Consolidated Statement of Changes in Equity **67**

Consolidated Cash Flow Statement **69**

Notes to the Financial Statements **71**





INDEPENDENT AUDITOR'S REPORT

To the Minister for the Arts

Opinion

In my opinion, the financial statements of the National Library of Australia for the year ended 30 June 2017:

- (a) comply with Australian Accounting Standards – Reduced Disclosure Requirements and the *Public Governance, Performance and Accountability (Financial Reporting) Rule 2015*; and
- (b) present fairly the financial position of the National Library of Australia as at 30 June 2017 and its financial performance and cash flows for the year then ended.

The financial statements of the National Library of Australia, which I have audited, comprise the following statements as at 30 June 2017 and for the year then ended:

- Statement by the Accountable Authority, Director-General and Chief Financial Officer;
- Consolidated Statement of Comprehensive Income;
- Consolidated Statement of Financial Position;
- Consolidated Statement of Changes in Equity;
- Consolidated Cash Flow Statement; and
- Notes to the financial statements, comprising a Summary of Significant Accounting Policies and other explanatory information.

Basis for Opinion

I conducted my audit in accordance with the Australian National Audit Office Auditing Standards, which incorporate the Australian Auditing Standards. My responsibilities under those standards are further described in the *Auditor's Responsibilities for the Audit of the Financial Statements* section of my report. I am independent of the National Library of Australia in accordance with the relevant ethical requirements for financial statement audits conducted by the Auditor-General and his delegates. These include the relevant independence requirements of the Accounting Professional and Ethical Standards Board's APES 110 *Code of Ethics for Professional Accountants* to the extent that they are not in conflict with the *Auditor-General Act 1997* (the Code). I have also fulfilled my other responsibilities in accordance with the Code. I believe that the audit evidence I have obtained is sufficient and appropriate to provide a basis for my opinion.

Accountable Authority's Responsibility for the Financial Statements

As the Accountable Authority of the National Library of Australia the Council is responsible under the *Public Governance, Performance and Accountability Act 2013* for the preparation and fair presentation of annual financial statements that comply with Australian Accounting Standards – Reduced Disclosure Requirements and the rules made under that Act. The Council is also responsible for such internal control as the Council determines is necessary to enable the preparation and fair presentation of financial statements that are free from material misstatement, whether due to fraud or error.

In preparing the financial statements, the Council is responsible for assessing the National Library of Australia's ability to continue as a going concern, taking into account whether the entity's operations will cease as a result of an administrative restructure or for any other reason. The Council is also responsible for disclosing matters related to going concern as applicable and using the going concern basis of accounting unless the assessment indicates that it is not appropriate.

Auditor's Responsibilities for the Audit of the Financial Statements

My objective is to obtain reasonable assurance about whether the financial statements as a whole are free from material misstatement, whether due to fraud or error, and to issue an auditor's report that includes my opinion. Reasonable assurance is a high level of assurance, but is not a guarantee that an audit conducted in accordance with the Australian National Audit Office Auditing Standards will always detect a material misstatement when it exists. Misstatements can arise from fraud or error and are considered material if, individually or in the

aggregate, they could reasonably be expected to influence the economic decisions of users taken on the basis of the financial statements.

As part of an audit in accordance with the Australian National Audit Office Auditing Standards, I exercise professional judgement and maintain professional scepticism throughout the audit. I also:

- identify and assess the risks of material misstatement of the financial statements, whether due to fraud or error, design and perform audit procedures responsive to those risks, and obtain audit evidence that is sufficient and appropriate to provide a basis for my opinion. The risk of not detecting a material misstatement resulting from fraud is higher than for one resulting from error, as fraud may involve collusion, forgery, intentional omissions, misrepresentations, or the override of internal control;
- obtain an understanding of internal control relevant to the audit in order to design audit procedures that are appropriate in the circumstances, but not for the purpose of expressing an opinion on the effectiveness of the entity's internal control;
- evaluate the appropriateness of accounting policies used and the reasonableness of accounting estimates and related disclosures made by the Accountable Authority;
- conclude on the appropriateness of the Accountable Authority's use of the going concern basis of accounting and, based on the audit evidence obtained, whether a material uncertainty exists related to events or conditions that may cast significant doubt on the entity's ability to continue as a going concern. If I conclude that a material uncertainty exists, I am required to draw attention in my auditor's report to the related disclosures in the financial statements or, if such disclosures are inadequate, to modify my opinion. My conclusions are based on the audit evidence obtained up to the date of my auditor's report. However, future events or conditions may cause the entity to cease to continue as a going concern; and
- evaluate the overall presentation, structure and content of the financial statements, including the disclosures, and whether the financial statements represent the underlying transactions and events in a manner that achieves fair presentation.

I communicate with those charged with governance regarding, among other matters, the planned scope and timing of the audit and significant audit findings, including any significant deficiencies in internal control that I identify during my audit.

Australian National Audit Office

Jocelyn Ashford

Senior Executive Director

Delegate of the Auditor-General

Canberra

4 August 17

Statement by Accountable Authorities, Director-General and Chief Financial Officer

In our opinion, the attached financial statements for the year ended 30 June 2017 comply with subsection 42(2) of the *Public Governance, Performance and Accountability Act 2013* (PGPA Act) and are based on properly maintained financial records, as per subsection 41(2) of the PGPA Act.

In our opinion, at the date of this statement, there are reasonable grounds to believe that the National Library of Australia will be able to pay its debts as and when they fall due.

This statement is made in accordance with a resolution of the Council of the National Library of Australia.

Signed 	Signed 	Signed 
R. Stokes Chair	M. Ayres Director-General	A. Dellit Chief Financial Officer
4 August 2017	4 August 2017	4 August 2017

NATIONAL LIBRARY OF AUSTRALIA
Consolidated Statement of Comprehensive Income
for the period ended 30 June 2017

	Notes	2017 \$'000	2016 \$'000	Original ¹ Budget 2017 \$'000
NET COST OF SERVICES				
Expenses				
Employee benefits	3.1A	34,961	37,824	35,980
Suppliers	3.1B	16,424	16,990	15,857
Grants	3.1C	747	767	763
Depreciation and amortisation	4.2A	19,548	19,268	20,113
Write-down and impairment of assets	3.1D	230	203	160
Other expenses - Fringe Benefit Tax (Non-remuneration)		20	45	-
Total expenses		71,930	75,097	72,873
Own-Source Income				
Own-source revenue				
Sale of goods and rendering of services	3.2A	9,172	10,946	8,913
Deposit interest		1,335	1,468	1,145
Royalties		353	139	96
Other revenue	3.2B	5,190	4,748	3,492
Total own-source revenue		16,050	17,301	13,646
Gains				
Gain from sale of assets		45	3	-
Other gains		5	10	-
Total gains		50	13	-
Total own-source income		16,100	17,314	13,646
Net cost of services		55,830	57,783	59,227
Revenue from Government	5.1	50,078	48,740	48,108
Deficit		(5,752)	(9,043)	(11,119)
OTHER COMPREHENSIVE INCOME				
Items not subject to subsequent reclassification to net cost of services				
Changes in asset revaluation surplus	4.2A	2,267	6,020	-
Total comprehensive loss		(3,485)	(3,023)	(11,119)

The above statement should be read in conjunction with the accompanying notes.

¹ The Library's original budgeted financial statement was first presented to Parliament in respect of the reporting period (i.e. from the 2016-17 Portfolio Budget Statements).

Budget Variance Commentary

Consolidated Statement of Comprehensive Income

Explanation of major variances	Affected line items
Other revenue is higher than the original budget with a variation of \$1,698,000 or 49%. The variation is primarily as a consequence of an increase of \$1,779,000 or 92% in the value of collection material received by the Library at no cost. The majority of this variation relates to additional pictures collection material received through the Cultural Gifts Program.	Other revenue
Revenue from Government is higher than the original budget with a variation of \$1,970,000 or 4% largely as the consequence of receiving funding of \$1,885,000 from the Public Service Modernisation Fund – Agency Sustainability Stream, with the funding to support the digitisation of library collection material and upgrade critical infrastructure.	Revenue from Government

NATIONAL LIBRARY OF AUSTRALIA
Consolidated Statement of Financial Position
as at 30 June 2017

	Notes	2017 \$'000	2016 \$'000	Original ¹ Budget 2017 \$'000
ASSETS				
Financial assets				
		6,732	4,230	2,449
		1,294	1,996	1,895
	4.1A	44,708	41,600	37,884
	4.1B	911	827	586
	4.1C			
		53,645	48,653	42,814
Total financial assets				
Non-financial assets				
	4.2A	16,000	15,350	15,100
	4.2A	224,783	221,597	218,623
	4.2A	1,326,748	1,335,720	1,327,845
	4.2A	15,761	15,323	16,565
	4.2A	10,513	8,525	10,647
	4.2A	52,853	48,982	55,013
	4.2B	968	1,044	1,153
	4.2C	1,627	1,882	1,740
		1,649,253	1,648,423	1,646,686
		1,649,253	1,648,423	1,646,686
Total non-financial assets				
Total assets				
1,702,898				
1,697,076				
1,689,500				
LIABILITIES				
Payables				
	4.3A	2,898	3,056	3,757
	4.3B	104	60	8
	4.3C	618	544	419
		3,620	3,660	4,184
Total payables				
Provisions				
	6.1	12,316	12,631	12,350
	4.4	81	74	60
		12,397	12,705	12,410
Total provisions				
Total liabilities				
16,017				
16,365				
16,594				
Net assets				
1,686,881				
1,680,711				
1,672,906				
EQUITY				
		99,089	89,434	99,089
		219,416	217,149	211,129
		1,368,376	1,374,128	1,362,688
Total equity				
1,686,881				
1,680,711				
1,672,906				

The above statement should be read in conjunction with the accompanying notes.

¹ The Library's original budgeted financial statement was first presented to Parliament in respect of the reporting period (i.e. from the 2016-17 Portfolio Budget Statements).

Budget Variance Commentary

Consolidated Statement of Financial Position

Please note that the 2016-17 original budget was prepared and approved prior to the completion of the 2015-16 financial year and as a consequence there may be variations in the actual opening balances when compared to the original budget. Where there have been material variations they are identified in the following table.

Explanation of major variances	Affected line items
Cash and cash equivalents are higher than the original budget with a variation of \$4,283,000 or 175%. The primary reasons for the variation include: the actual opening cash balance was \$981,000 more than provided for in the original budget and cash received from operating activities were \$3,080,000 more than provided for in the original budget. The major variation within cash received from operating activities included additional receipts from Government of \$1,970,000, which is identified in the Budget Variance Commentary for the Consolidated Income Statement and additional receipts from sales of goods and services totalling \$870,000. Additional sales receipts were due to additional sales of Library publications, retail sales through the Library Bookshop and the receipt of additional royalties.	Cash and cash equivalents
Other investments are higher than the original budget with a variation of \$6,824,000 or 18% and this largely reflects the effects of additional cash received through operating activities and a reduction in planned capital expenditure. Further details are provided in the budget variance commentary for the Consolidated Statement of Cash Flows.	Other investments
Buildings are higher than the original budget with a variation of \$6,160,000 or 3%. The variations are largely reflective of the rescheduling of building works (-\$2,930,000) and two revaluations, which were not provided for in the original budget: 30 June 2016 (\$3,587,000) and 30 June 2017 (\$5,493,000). Revaluation movements are not budgeted for, as they are unknown in advance.	Buildings
Supplier payables are lower than the original budget by -\$859,000 or -23%. Supplier payables are difficult to accurately estimate and are dependent on both budget variation for expenses and capital expenditure and the phasing of supplier and capital budgets.	Suppliers
Reserves are higher than the original budget with a variation of \$8,287,000 or 4% and is a consequence of the original budget not incorporating revaluations, which were undertaken in June 2016 and June 2017.	Equity - Reserves

NATIONAL LIBRARY OF AUSTRALIA
Consolidated Statement of Changes in Equity
as at 30 June 2017

	Notes	2017 \$'000	2016 \$'000	Original ¹ Budget 2017 \$'000
CONTRIBUTED EQUITY				
Opening balance				
Balance carried forward from previous period		89,434	79,755	89,434
Adjusted opening balance		89,434	79,755	89,434
Transactions with owners				
Contributions by owners				
Equity injection		9,655	9,679	9,655
Total transactions with owners		9,655	9,679	9,655
Closing balance as at 30 June		99,089	89,434	99,089
RETAINED EARNINGS				
Opening balance				
Balance carried forward from previous period		1,374,128	1,383,171	1,373,807
Adjusted opening balance		1,374,128	1,383,171	1,373,807
Comprehensive income				
Deficit for the period		(5,752)	(9,043)	(11,119)
Total Comprehensive income		(5,752)	(9,043)	(11,119)
Closing balance as at 30 June		1,368,376	1,374,128	1,362,688
ASSET REVALUATION RESERVE				
Opening balance				
Balance carried forward from previous period		217,149	211,129	211,129
Adjusted opening balance		217,149	211,129	211,129
Other comprehensive income		2,267	6,020	-
Total Comprehensive income		2,267	6,020	-
Closing balance as at 30 June		219,416	217,149	211,129
TOTAL EQUITY				
Opening balance				
Balance carried forward from previous period		1,680,711	1,674,055	1,674,370
Adjusted opening balance		1,680,711	1,674,055	1,674,370
Comprehensive income				
Deficit for the period		(5,752)	(9,043)	(11,119)
Other comprehensive income		2,267	6,020	-
Total Comprehensive income		(3,485)	(3,023)	(11,119)
Closing balance as at 30 June		1,677,226	1,671,032	1,663,251
Transactions with owners				
Contributions by owners				
Equity injection		9,655	9,679	9,655
Total transactions with owners		9,655	9,679	9,655
Closing balance as at 30 June		1,686,881	1,680,711	1,672,906

The above statements should be read in conjunction with the accompanying notes.

¹ The Library's original budgeted financial statement was first presented to Parliament in respect of the reporting period (i.e. from the 2016-17 Portfolio Budget Statements).

Accounting Policy**Equity Injections**

Amounts that are designated as equity injections for a year are recognised directly in contributed equity in that year.

Budget Variance Commentary**Consolidated Statement of Changes in Equity**

Explanation of major variances	Affected line items
Retained earnings – Deficit for the period is lower than the original budget with a variation of \$5,367,000 or 48% as a consequence of a reduction in operating expenses compared to the original budget of -\$943,000 or -1%; higher than budgeted own source income of \$2,404,000 or 18%; and an increase in revenue from Government of \$1,970,000 or 4%. Further details are provided in the budget variance commentary for the Consolidated Statement of Comprehensive Income.	Retained earnings – Deficit for the period
The Library does not budget for asset revaluation adjustments, as this information is unknown at the time the budget is being developed and approved.	Asset Revaluation Reserve – Other comprehensive income
Reserves are higher than the original budget with a variation of \$8,287,000 or 3% and this is a consequence of the budget not incorporating revaluations, which were undertaken in June 2016 and June 2017.	Equity – Reserves – Closing balance

NATIONAL LIBRARY OF AUSTRALIA
Consolidated Cash Flow Statement
for the period ended 30 June 2017

	Notes	2017 \$'000	2016 \$'000	Original ¹ Budget 2017 \$'000
OPERATING ACTIVITIES				
Cash received				
Receipts from Government		50,078	48,740	48,108
Sales of goods and rendering of services		10,741	11,390	9,871
Interest		1,304	1,685	1,145
Net GST received		1,325	1,700	1,608
Other		1,703	2,043	1,648
Cash received on behalf of others		309	197	-
Total cash received		65,460	65,755	62,380
Cash used				
Employees		(35,219)	(38,413)	(35,850)
Suppliers		(18,123)	(19,980)	(17,623)
Other		(677)	(717)	(763)
Total cash used		(54,019)	(59,110)	(54,236)
Net cash from operating activities		11,441	6,645	8,144
INVESTING ACTIVITIES				
Cash received				
Proceeds from sales of property, plant and equipment		54	34	-
Investments		25,925	31,847	3,000
Total cash received		25,979	31,881	3,000
Cash used				
Purchase of property, plant and equipment		(8,008)	(14,349)	(13,476)
Purchase of intangibles		(7,532)	(8,633)	(8,123)
Investments		(29,033)	(25,962)	-
Total cash used		(44,573)	(48,944)	(21,599)
Net cash used by investing activities		(18,594)	(17,063)	(18,599)
FINANCING ACTIVITIES				
Cash received				
Contributed equity		9,655	9,679	9,655
Total cash received		9,655	9,679	9,655
Net cash from financing activities		9,655	9,679	9,655
Net increase (decrease) in cash held		2,502	(739)	(800)
Cash and cash equivalents at the beginning of the reporting period		4,230	4,969	3,249
Cash and cash equivalents at the end of the reporting period²		6,732	4,230	2,449

The above statement should be read in conjunction with the accompanying notes.

¹ The Library's original budgeted financial statement was first presented to Parliament in respect of the reporting period (i.e. from the 2016-17 Portfolio Budget Statements).

² As shown in the Statement of Financial Position.

Budget Variance Commentary

Consolidated Cash Flow Statement

Explanation of major variances	Affected line items
Receipts from Government are higher than the original budget with a variation of \$1,970,000 or 4% largely as the consequence of receiving funding of \$1,885,000 from the Public Service Modernisation Fund – Agency Sustainability Stream with the funding to support the digitisation of library collection material and upgrade critical infrastructure. The additional funding was provided as part of the 2016-17 Mid-Year Economic and Fiscal Outlook.	Receipts from Government
Cash received for investments are higher than the original budget with a variation of \$22,925,000 and cash used for investments are higher than the original budget with a variation of \$29,033,000. The original budget reflected the net cash received from investments rather than budget for both the inflow and the outflow. It is difficult in advance to estimate the flow of investment funds across the financial institutions, as at the time when an investment matures the Library will place the funds to achieve the best rate of return consistent with the Library's investment objectives.	Cash received – Investments and Cash used - Investments
Cash used for the purchase of property, plant and equipment is -\$5,468,000 or -41% less than provided for in the original budget. This was due to the rescheduling of capital building works (-\$2,930,000) originally planned for 2016-17 and lower than originally planned expenditure on plant and equipment (-\$1,409,000) due to rescheduling of purchases, and Heritage and Cultural assets (-\$877,000) for which expenditure is contingent on the availability of the material to acquire.	Cash used – Purchase of property, plant and equipment

Notes to the Financial Statements

1. Overview	72
2. Events After the Reporting Period	72
3. Financial Performance	
3.1. Expenses	73
3.2. Own Source Income	75
4. Financial Position	
4.1. Financial Assets	77
4.2. Non-financial Assets	79
4.3. Payables	85
4.4. Other Provisions	86
5. Funding	
5.1. Revenue from Government	87
5.2. Net Cash Appropriation Arrangements	87
6. People and Relationships	
6.1. Employee Provisions	88
6.2. Key Management Personnel Remuneration	89
6.3. Related Party Disclosures	89
6.4. Supplementary Information for the Parent Entity	90
6.5. Remuneration of Auditors	90
7. Managing Uncertainties	
7.1. Contingent Assets and Liabilities	91
7.2. Financial Instruments	92
7.3. Fair Value Measurement	93
8. Other Information	
8.1. Trusts Money Controlled by the Library	94

Note 1: Overview**1.1 Basis of Preparation of the Financial Statements**

The financial statements are general purpose financial statements and required by section 42 of the *Public Governance, Performance and Accountability Act 2013*.

The financial statements have been prepared in accordance with:

- *Public Governance, Performance and Accountability (Financial Reporting) Rule 2015* (FRR) for reporting periods ending on or after 1 July 2016; and
- Australian Accounting Standards and Interpretations – Reduced Disclosure Requirements issued by the Australian Accounting Standards Board (AASB) that apply for the reporting period.

The consolidated financial statements have been prepared on an accrual basis and in accordance with the historical cost convention, except for certain assets and liabilities at fair value. Except where stated, no allowance is made for the effect of changing prices on the results or the financial position. The financial statements are prepared in Australian dollars and values are rounded to the nearest thousand dollars unless otherwise specified.

1.2 Principles of Consolidation

The consolidated financial statements are those of the economic entity, comprising the NLA (parent entity) and the Library's Trust Accounts. The Library's Trust Accounts comprise of funds originally received by way of gifts, devises, bequests and assignments. These Trusts have no beneficiaries with equitable interests. The NLA derives benefit in the use of these Trust assets consistent with the purposes of the individual trusts and objectives of the NLA and enables the NLA to meet its objectives of providing services within its functions prescribed by the *National Library of Australia Act 1960*. Details of the Trust Accounts may be found at Note 8.1. The accounts of the Library's Trust Accounts are prepared for the period 1 July 2016 to 30 June 2017 using accounting policies consistent with those of the NLA. The effects of transactions and balances between entities are eliminated in full.

1.3 New Australian Accounting Standards

All other new or revised or amended standards and/or interpretations that were issued prior to the sign-off date and are applicable to the current reporting period did not have a material effect and are not expected to have a future material effect on the NLA's financial statements.

1.4 Taxation

The NLA is exempt from all forms of taxation except Fringe Benefits Tax (FBT) and the Goods and Services Tax (GST).

Note 2: Events After the Reporting Period

There are no events after the reporting date that will materially affect the financial statements.

Financial Performance This section analyses the financial performance of the Library for the year ended 30 June 2017**Note 3.1: Expenses**

	2017 \$'000	2016 \$'000
Note 3.1A - Employee Benefits		
Salaries and wages	25,664	27,444
Superannuation		
Defined contribution plans	2,218	2,336
Defined benefit plans	3,397	3,431
Leave and other entitlements	3,196	4,140
Separation and redundancies	318	280
Other employee benefits	168	193
Total employee benefits	34,961	37,824

Accounting policy

Accounting policies for employee related expenses is contained in the People and Relationships section.

Note 3.1B - Suppliers

Goods and services supplied or rendered		
Access to external databases and records	378	373
Building services	3,281	3,569
Collection preservation	126	104
Communications	210	221
Computer services and supplies	1,760	1,594
Contractors and consultants	3,054	2,686
Cost of goods sold	1,078	1,035
Freight and postage	260	369
Insurance	388	400
Magazine and newspaper subscriptions	2,516	2,638
Non asset furniture and equipment	154	221
Non asset software	10	18
Other	322	325
Promotion of Library services	606	1,065
Promotional publications	70	130
Stationary, printing and office machine consumables and repairs	323	419
Training	399	369
Travel and subsistence	374	387
Total goods and services supplied or rendered	15,309	15,923
Other suppliers		
Operating lease rentals	816	816
Workers compensation expenses	299	251
Total other suppliers	1,115	1,067
Total suppliers	16,424	16,990

Leasing commitments

The Library in its capacity as lessee has operating leases for a warehouse for housing of the Library collection, which expires in May 2019; a lease of office space within the Australian Embassy in Jakarta, which expires 30 June 2022; and an agreement for the provision of a motor vehicle.

	2017 \$'000	2016 \$'000
Commitments for minimum lease payments in relation to non-cancellable operating lease commitments		
Within 1 year	860	865
Between 1 to 5 years	918	1,797
More than 5 years	54	54
Total operating lease commitments	1,832	2,716

Accounting policy

Operating lease payments

Operating lease payments are expensed on a straight-line basis, which is representative of the pattern of benefits derived from the leased assets.

Note 3.1C - Grants

Private sector

Non-profit organisations	524	571
Individuals	223	196
Total grants	747	767

Grants to non-profit organisations support Australian community organisations to preserve significant documentary heritage collections. Grants to individuals are provided to scholars and writers to work on materials held in the National Collection.

Note 3.1D - Write-Down and Impairment of Assets

Write-down - Inventory	189	202
Bad and doubtful debts expense - Receivables for goods and services	-	1
Write-offs - Plant and equipment	40	-
Write-offs - Intangibles - Software	1	-
Total write-down and impairment of assets	230	203

Note 3.2: Own-Source Income

	2017 \$'000	2016 \$'000
--	----------------	----------------

Own-Source Revenue

Note 3.2A – Sale of Goods and Rendering of Services

Sale of goods	1,865	1,889
Rendering of services	7,307	9,057
Total sale of goods and rendering of services	9,172	10,946

Accounting policy

Sale of goods and services

Revenue from the sale of goods is recognised when:

- the risks and rewards of ownership have been transferred to the buyer;
- the NLA retains no managerial involvement or effective control over the goods;
- the revenue and transaction costs incurred can be reliably measured; and
- it is probable that the economic benefits associated with the transaction will flow to the NLA.

Revenue from the sale of goods is reported on a net sale basis, which is calculated by deducting from gross sales the amount of actual product return received and where material, an amount estimated for anticipated product returns.

Revenue from rendering of services is recognised by reference to the stage of completion of contracts at the reporting date. The revenue is recognised when:

- the amount of revenue, stage of completion and transaction costs incurred can be reliably measured; and
- the probable economic benefits associated with the transaction will flow to the NLA.

The stage of completion of contracts at the reporting date is determined by reference to the proportion of services performed to date as a percentage of the total services to be performed.

Receivables for goods and services, which have 30 day terms, are recognised at the nominal amounts due less any impairment allowance. Collectability of debts is reviewed at the end of the reporting period. Allowances for impairment are made when collectability of the debt is no longer probable.

Interest revenue

Interest revenue is recognised using the effective interest method.

Note 3.2B – Other Revenue

Resources received free of charge - Collection material	3,719	2,765
Grants and other non-reciprocal payments by other entities	670	1,189
Donations	760	748
Other revenue	41	46
Total other revenue	5,190	4,748

Accounting Policy**Other Revenue - Resources received free of charge**

Resources received free of charge are recognised as revenue when, and only when, a fair value can be reliably determined and the services would have been purchased if they had not been donated. Use of those resources is recognised as an expense.

Contributions of assets at no cost of acquisition or for nominal consideration received in the course of the ordinary activities of the NLA are recognised as revenue at their fair value when the asset qualifies for recognition, unless received from another Government agency or authority because of a restructuring of administrative arrangements.

During 2016-17 the Library received the following grants totalling \$640,000 where the expenditure is specifically for a future financial year:

Grantor	Purpose and conditions of the grant	Amount
Avanti Insurance Ltd	To conduct oral history interviews.	\$2,500
Australia China Council	To conduct oral history interviews.	\$60,000
Department of Communications and the Arts	Funds were provided to be used for the 2017 Community Heritage Grants Program to assist in meeting both the costs of the grants and the administration of the program.	\$490,000
Office of the Inspector-General of Intelligence and Security	To conduct oral history interviews.	\$7,500
National Archives of Australia	Funds were provided to be used for the 2017 Community Heritage Grants Program to assist in meeting both the costs of the grants and the administration of the program.	\$20,000
National Film and Sound Archive	Funds were provided to be used for the 2017 Community Heritage Grants Program to assist in meeting both the costs of the grants and the administration of the program.	\$20,000
National Museum of Australia	Funds were provided to be used for the 2017 Community Heritage Grants Program to assist in meeting both the costs of the grants and the administration of the program.	\$20,000
The Myer Foundation	Funding for the Ken Myer Lecture.	\$20,000

Grants recognised as income in a previous reporting period and where the associated conditions were discharged in 2016-17 financial year total \$739,000 (2015-16: \$624,000). The Library also receives donations to its Trust Funds, which are detailed at Note 8.1.

Accounting Policy**Gains - Other resources received free of charge**

Resources received free of charge are recognised as gains when, and only when, a fair value can be reliably determined and the services would have been purchased if they had not been donated. Use of those resources is recognised as an expense.

Resources received free of charge are recorded as either revenue or gains depending on their nature.

Contributions of assets at no cost of acquisition or for nominal consideration are recognised as gains at their fair value when the asset qualifies for recognition and they were not received in the course of the ordinary activities of the NLA, or from another Government agency or authority because of a restructuring of administrative arrangements.

Sale of assets

Gains from disposal of assets are recognised when control of the asset has passed to the buyer.

Financial Position

This section analyses the Library's assets used to conduct its operations and the operating liabilities incurred as a result. Employee related information is disclosed in the People and Relationships section.

Note 4.1: Financial Assets**Accounting policy****Cash**

Cash is recognised at its nominal amount. Cash and cash equivalents includes cash on hand and deposits in bank accounts with an original maturity of 3 months or less that are readily convertible to known amounts of cash and subject to insignificant risk of changes in value.

	2017	2016
	\$'000	\$'000

Note 4.1A – Trade and Other Receivables**Goods and services receivables**

Goods and services	502	1,207
Total goods and services receivables	502	1,207

Other receivables

GST receivable from Australian Taxation Office	292	320
Interest	502	471
Total other receivables	794	791
Total trade and other receivables (gross)	1,296	1,998

Less impairment allowance

	(2)	(2)
Total trade and other receivables (net)	1,294	1,996

Credit terms are net 30 days (2016: 30 days)

Accounting Policy**Loans and receivables**

Trade receivables, loans and other receivables that have fixed or determinable payments that are not quoted in an active market are classified as 'loans and receivables'. Loans and receivables are measured at amortised cost using the effective interest method less impairment. Interest is recognised by applying the effective interest rate. The NLA classifies cash on deposit with a bank, at call or with terms greater than ninety days as loans and receivables.

Reconciliation of the Impairment Allowance Account**Movements in relation to 2017**

	Goods and services \$'000	Other receivables \$'000	Total \$'000
As at 1 July 2016	(2)	-	(2)
Amounts written off	-	-	-
Amounts recovered and reversed	-	-	-
Increases recognised in net cost of services	-	-	-
Total as at 30 June 2017	(2)	-	(2)

Movements in relation to 2016

	Goods and services \$'000	Other receivables \$'000	Total \$'000
As at 1 July 2015	(2)	-	(2)
Amounts written off	(1)	-	(1)
Amounts recovered and reversed	-	-	-
Increases recognised in net cost of services	1	-	1
Total as at 30 June 2016	(2)	-	(2)

Accounting Policy**Impairment of financial assets**

Financial assets are assessed for impairment at the end of each reporting period.

	2017	2016
	\$'000	\$'000

Note 4.1B – Other Investments

Fixed term deposit with a bank	44,708	41,600
Total other investments	44,708	41,600

Other investments are expected to be recovered in less than 12 months.

Note 4.1C – Other Financial Assets

Accrued revenues	911	827
Total other financial assets	911	827

All other financial assets are expected to be recovered in less than 12 months.

Note 4.2: Non-Financial Assets**Note 4.2A - Reconciliation of the Opening and Closing Balances of Property, Plant and Equipment and Intangibles**

Reconciliation of the opening and closing balances of property, plant and equipment for 2016-17

	Land \$'000	Buildings \$'000	Heritage and cultural equipment \$'000	Plant and equipment \$'000	Computer software ² \$'000	Other intangibles \$'000	Total \$'000
As at 1 July 2016	15,350	221,601	1,335,756	22,744	21,309	48,982	1,665,742
Gross book value	-	(4)	(36)	(7,421)	(12,784)	-	(20,245)
Accumulated depreciation and amortisation	15,350	221,597	1,335,720	15,323	8,525	48,982	1,645,497
Total as at 1 July 2016	15,350	221,597	1,335,720	15,323	8,525	48,982	1,645,497
Additions							
Purchased	-	2,024	3,693	2,543	330	404	8,994
Internally developed	-	-	-	-	3,331	3,467	6,798
Donation/gift/at no cost	-	-	2,741	-	-	-	2,741
Revaluations and impairments recognised in other comprehensive income	650	5,493	(4,516)	640	-	-	2,267
Depreciation and amortisation	-	(4,300)	(10,890)	(2,689)	(1,669)	-	(19,548)
Capitalised depreciation and amortisation ¹	-	-	-	(38)	(3)	-	(41)
Disposals	-	-	-	-	-	-	-
Other	-	(31)	-	(18)	(1)	-	(50)
Total as at 30 June 2017	16,000	224,783	1,326,748	15,761	10,513	52,853	1,646,658
Total as at 30 June 2017 represented by							
Gross book value	16,000	224,802	1,326,893	15,761	24,147	52,853	1,660,456
Accumulated depreciation and amortisation	-	(19)	(145)	-	(13,634)	-	(13,798)
Total as at 30 June 2017	16,000	224,783	1,326,748	15,761	10,513	52,853	1,646,658

Notes:

¹ Capitalised depreciation and amortisation: Where the use of a non-current asset contributes towards the development of a new non-current asset, the associated depreciation or amortisation expense is capitalised and forms part of the carrying amount of the new asset.

² The carrying amount of computer software totalling \$10,513,000 includes purchased software \$1,513,000 and internally generated software \$9,000,000.

No indicators of impairment were found for land and buildings. The National Library building (\$216,500,000) and land (\$14,500,000) upon which it stands is a special purpose building, which may not be disposed of without prior Ministerial approval. No land or buildings are expected to be sold or disposed of within the next 12 months.

No indicators of impairment were found for National Collection, property, plant and equipment; and intangible assets

No heritage and cultural material is expected to be sold or disposed of within the next 12 months, however immaterial amounts of plant and equipment are expected to be disposed as they reach their planned disposal date during the next 12 months.

No material intangible assets are expected to be sold or disposed of within the next 12 months.

Revaluations of non-financial assets

All revaluations were conducted in accordance with the revaluation policy. The effective date for all revaluations was 30 June 2017. The revaluation for the land and buildings was conducted by independent valuers from Herron Todd White (Canberra) Pty Ltd; the revaluation of other property, plant and equipment was conducted by independent valuers from Pickles Valuation Services; and the revaluation for the National Collection was undertaken by independent valuers from Australian Valuation Solutions Pty Ltd.

A revaluation increment of \$5,493,000 for buildings (2015-16: increment of \$3,587,000); a revaluation increment of \$650,000 for land (2015-16: \$250,000); a revaluation increment of \$640,000 for other property, plant and equipment (2015-16: \$0); and a revaluation decrement of \$4,516,000 for heritage and cultural assets (2015-16: increment of \$2,183,000) were passed to the asset revaluation reserve by class and included in the equity section of the Statement of Financial Position. Leasehold improvements were found to be at fair value (2015-16: \$0).

Contractual commitments for the acquisition of property, plant and intangible assets

	Less than 1 Year		Between 1 and 5 Years		More than 5 Years		Total	
	2017	2016	2017	2016	2017	2016	2017	2016
	\$'000	\$'000	\$'000	\$'000	\$'000	\$'000	\$'000	\$'000
Capital commitments								
Buildings	2,847	246	-	-	-	-	2,847	246
Heritage and cultural	84	267	88	88	44	66	216	421
Plant and equipment	642	-	-	-	-	-	642	-
Other intangibles	517	500	33	-	-	-	550	500
Total capital commitments	4,090	1,013	121	88	44	66	4,255	1,167

Accounting Policy**National Collection, plant and equipment**

Assets are recorded at cost on acquisition except as stated below. The cost of acquisition includes the fair value of assets transferred in exchange and liabilities undertaken. Financial assets are initially measured at their fair value plus transaction costs where appropriate.

Assets acquired at no cost, or for nominal consideration, are initially recognised as assets and income at their fair value at the date of acquisition, unless acquired as a consequence of restructuring of administrative arrangements.

Asset recognition threshold

Purchases of property, plant and equipment are recognised initially at cost in the statement of financial position, except for purchases costing less than \$1,500 (GST exclusive), which are expensed in the year of acquisition (other than where they form part of a group of similar items which are significant in total). The purchase of library material regardless of the amount, other than serials, is capitalised as part of the National Collection, which is a heritage and cultural asset.

Revaluations

Following initial recognition at cost, property, plant and equipment and the National Collection are carried at fair value less subsequent accumulated depreciation and accumulated impairment losses. It is the NLA's policy to seek valuation advice annually to confirm all valuations remain current.

Revaluation adjustments were made on a class basis. Any revaluation increment was credited to equity under the heading of asset revaluation reserve except to the extent that it reversed a previous revaluation decrement of the same asset class that was previously recognised in the surplus/deficit. Revaluation decrements for a class of assets were recognised in the surplus/deficit except to the extent that they reversed a previous revaluation increment for that class. Any accumulated depreciation as at the revaluation date is eliminated against the gross carrying amount of the asset and the asset restated to the revalued amount.

Depreciation and amortisation

Depreciable property, plant and equipment are written-off to their estimated residual values over their estimated useful lives to the NLA, using in all cases the straight-line method of depreciation. Leasehold improvements are amortised on a straight-line basis over the lesser of the estimated useful life of the improvements or the unexpired period of the lease.

Depreciation/amortisation rates (useful lives), residual values and methods are reviewed at each reporting date and necessary adjustments are recognised in the current, or current and future reporting periods, as appropriate.

Depreciation and amortisation rates applying to each class of depreciable asset are based on the following useful lives:

	2017	2016
Building and building improvements	10 to 200 years	10 to 200 years
Leasehold improvements	Lease term	Lease term
Plant and equipment	1 to 25 years	1 to 25 years
Non-heritage and cultural artwork	75 years	75 years
National Collection – tangible	50 to 825 years	50 to 825 years

Accounting Policy**Impairment**

All assets were assessed for impairment at 30 June 2017. Where indications of impairment exist, the asset's recoverable amount is estimated and an impairment adjustment is made if the asset's recoverable amount is less than its carrying amount.

The recoverable amount of an asset is the higher of its fair value less costs of disposal and its value in use. Value in use is the present value of the future cash flows expected to be derived from the asset. Where the future economic benefit of an asset is not primarily dependent on the asset's ability to generate future cash flows and the asset would be replaced if the NLA were deprived of the asset, its value in use is taken to be its depreciated replacement cost.

Derecognition

An item of property, plant and equipment is derecognised upon disposal or when no further economic benefits are expected from its use or disposal.

Heritage and cultural assets

The Library's collection assets consist of a comprehensive range of materials relating to the history and culture of Australia and of selected overseas publications. The collections have been developed over the years since 1901 when the Library was established as the Commonwealth Parliamentary Library. The *National Library Act 1960* provides the Library with a mandate to build a national collection of library material, including a comprehensive collection of Library material relating to Australia and the Australian people. Australian materials collected include print publications in the form of books, maps, sheet music, and ephemeral materials like posters and leaflets; and unpublished materials such as manuscripts, pictures and oral history and folklore recordings. The overseas collection of publications provides a strong base to support research especially in the fields of South East and East Asia studies and the social sciences and the humanities. The Australian and overseas print collections are augmented by extensive microform holdings and digital resources.

The NLA's curatorial policy can be accessed from <http://www.nla.gov.au/policy-and-planning/collection-development-policy> and the preservation policies may be accessed from <http://www.nla.gov.au/policy-and-planning/preservation-policy>.

Intangibles

The Library's intangibles comprise purchased software and internally developed software for internal use and other intangibles, which are heritage and cultural assets forming part of the National Collection in the form of digitised collections, archived web pages, oral history collections and digital photographs. The threshold for the recognition of software assets is \$2,000 (GST exclusive). The purchase of intangible library material regardless of the amount is capitalised as part of the National Collection, which is a cultural and heritage asset. This intangible library material is not amortised as the useful life has been determined to be indefinite and useful life is subject to an annual review.

Software assets are carried at cost less accumulated amortisation and accumulated impairment loss. As at 30 June 2017 intangible heritage and cultural assets are held at cost.

Software is amortised on a straight-line basis over its anticipated useful life. The useful lives of the Library's software ranges between 2 and 15 years (2015-16: 2 to 15 years). The intangible Library collections are not amortised as their useful lives have been determined as indefinite. The useful lives of these collections are reviewed annually to determine whether events and circumstances continue to support an indefinite useful life assessment for that collection.

All intangible assets were assessed for indications of impairment as at 30 June 2017.

Accounting Judgements and Estimates**Fair value of the National Collection**

The NLA obtains independent valuation advice annually of the National Collection. At the end of each reporting period the NLA updates the assessment of fair value for the National Collection based on the advice of the most recent independent valuation.

Due to the extent and diversity of the National Collection, a valuation of an appropriate sample is considered to be the only practicable and cost effective means of providing a reliable valuation. Consequently the valuation methodology involves a stratified random sampling of the collections. The statistical sampling methodology was developed by the University of Western Australia, Statistical Consulting Group. The aim of the stratification is to group items that are similar in nature; the way in which they are stored; and approximate value.

The valuation method adopted for the National Collection is by market based evidence where a market exists for items in the collection. Those collections for which market based evidence was adopted included: rare books; rare maps; atlases and globes; the general collection; music scores; and ephemera. Market based evidence was sought from a range of sources including dealers in antiquarian material, book sellers, specialist dealers and relevant sales databases. Actual acquisition costs over the past two years for the general collection and the music collection were used to provide a guide as to the purchase price for items. The remaining collections were valued using an average market based cost approach (second hand).

The valuation of the National Collection is subject to a high level of estimation uncertainty. This uncertainty arises from a number of factors including: many of the collection items are unique and there are few comparable transactions; there is a limited active market for most of the items in the collection; the Library does not sell assets and therefore has no history of testing the market price; and the National Collection comprises many items and the valuation process therefore depends on sampling, as explained above and this gives rise to the risks inherent in sampling.

These uncertainties mean that the valuation is an estimation process and that there may be significant variation in the overall valuation.

	2017 \$'000	2016 \$'000
Note 4.2B – Inventories		
Inventories held for sale		
Work in progress	263	269
Finished goods	640	736
Total inventories held for sale	903	1,005
Inventories held for distribution		
Work in progress	1	1
Finished goods	64	38
Total inventories held for distribution	65	39
Total inventories	968	1,044

During 2016-17 \$1,078,000 (2015-16: \$1,035,000) of inventory held for sale was recognised as an expense upon sale and \$70,000 (2015-16: \$130,000) of inventory held for distribution was recognised as an expense upon use. The value of inventory held at fair value less cost to sell is \$215,000 (2015-16: \$261,000).

Accounting Policy**Inventories**

Inventories held for sale are valued at the lower of cost and net realisable value. Inventories held for distribution are valued at cost, adjusted for any loss of service potential.

Costs incurred in bringing each item of inventory to its present location and condition are assigned as follows:

- stores – purchase cost on a first-in-first-out basis; and
- finished goods and work-in-progress – cost of direct materials and labour plus attributable costs that are capable of being allocated on a reasonable basis.

Inventories acquired at no cost or nominal consideration are initially measured at current replacement cost as at the date of acquisition.

	2017 \$'000	2016 \$'000
Note 4.2C - Other Non-Financial Assets		
Prepayments	1,627	1,882
Total other non-financial assets	1,627	1,882

Note 4.2C - Other Non-Financial Assets

Prepayments	1,627	1,882
Total other non-financial assets	1,627	1,882

No indicators of impairment were found for other non-financial assets.

Note 4.3: Payables**Note 4.3A – Suppliers**

Trade creditors and accruals	2,897	3,052
Operating lease rentals	1	4
Total suppliers	2,898	3,056

All supplier payables are current and settlement is usually made net 30 days.

Note 4.3B – Grants

Private sector - Individuals	104	60
Total grants	104	60

All grants payables are current. The grant liability is recognised because grant recipients have met the conditions of the grants, but are yet to be paid.

Note 4.3C – Other Payables

Salaries and wages	244	169
Superannuation	42	22
Separations and redundancies	26	76
Prepayments received/unearned income	306	277
Total other payables	618	544

Accounting Policy**Supplier and other payables**

Supplier and other payables are recognised at amortised cost. Liabilities are recognised to the extent that goods or services have been received and irrespective of having been invoiced. Supplier and other payables are derecognised on payment.

Note 4.4: Other Provisions

	2017 \$'000	2016 \$'000
Note 4.4 – Other Provisions		
Provision for sales returns	81	74
Total other provisions	81	74
	Provision for sales returns	Total
	\$'000	\$'000
As at 1 July 2016	74	74
Additional provisions made	85	85
Amounts used	(78)	(78)
Amounts reversed	-	-
Total asset as at 30 June 2017	81	81

Accounting Judgements and Estimates**Provision for sales returns**

The provision is calculated using the value of sales as at 30 June 2017, where the customer has the right of return and the reporting year's experienced rate of return to estimate a provision for future returns.

Funding

This section analyses the Library's funding structure.

Note 5.1: Revenue from Government

	2017 \$'000	2016 \$'000
Attorney General's Department		
Corporate Commonwealth entity payment item	-	20,925
Department of Communications and the Arts		
Corporate Commonwealth entity payment item	50,078	27,815
Total revenue from Government	50,078	48,740

Note the NLA also receives funding for additions to the National Collection through a separate Collection Development Acquisition Budget provided through an equity appropriation. The Consolidated Statement of Changes in Equity and Note 5.2 refers.

Accounting Policy**Revenue from Government**

Funding received or receivable from the Department of Communications and the Arts (appropriated to the Department as a corporate Commonwealth entity payment item for payment to the National Library) is recognised as Revenue from Government, unless the funding is in the nature of an equity injection. Grants received from Government entities are included in Other Revenue, Note 3.2B.

Note 5.2: Net Cash Appropriation Arrangements

Total comprehensive income / (loss) less depreciation and amortisation expenses previously funded through revenue appropriations¹	7,405	8,106
Plus: depreciation/amortisation expenses previously funded through revenue appropriation	10,890	11,129
Total comprehensive income / (loss) - as per the Statement of Comprehensive Income	(3,485)	(3,023)

- From 2010-11, the Government introduced net cash appropriation arrangements and in respect of the NLA as a collection institution, revenue appropriations for depreciation expenses for the National Collection were ceased. The NLA instead receives a separate Collection Development Acquisition Budget provided through an equity appropriation to fund additions to the National Collection.

People and Relationships

This section describes a range of employment and post-employment benefits provided to our people; our relationship with other key people; and supplementary information for the parent entity.

Note 6.1: Employee Provisions

	2017 \$'000	2016 \$'000
Leave	12,316	12,631
Total employee provisions	12,316	12,631

Accounting Policy

Employee Benefits

Liabilities for 'short-term employee benefits' and termination benefits due within 12 months of the end of the reporting period are measured at their nominal amounts. The nominal amount is calculated with regard to the rates expected to be paid on settlement of the liability.

Leave

The liability for employee benefits includes provision for annual leave and long service leave. No provision has been made for sick leave, as all sick leave is non-vesting and the average sick leave taken in the future years by employees of the NLA is estimated to be less than the annual entitlement for sick leave.

The leave liabilities are calculated on the basis of employees' remuneration at the estimated salary rates that will be applied at the time the leave is taken, including the NLA's employer superannuation contribution rates to the extent that the leave is likely to be taken during service rather than paid out on termination.

The liability for long service leave has been determined by reference to the work of an actuary. The estimate of the present value of the liability takes into account attrition rates and pay increases through promotion and inflation.

Separation and Redundancy

Provision is made for separation and redundancy benefit payments. The NLA recognises a provision for termination when it has developed a detailed formal plan for the terminations and has informed those employees affected that it will carry out the terminations.

Superannuation

Employees of the NLA are members of the Commonwealth Superannuation Scheme (CSS), the Public Sector Superannuation Scheme (PSS), the PSS accumulation plan (PSSap) or a superannuation fund compliant with the *Superannuation Industry (Supervision) Act 1993* nominated by the employee. The CSS and PSS are defined benefit schemes for the Australian Government. The PSSap is a defined contribution scheme. The liability for the defined benefit schemes is recognised in the financial statements of the Australian Government and is settled by the Australian Government in due course. This liability is reported by the Department of Finance's administered schedules and notes.

The NLA makes employer contributions to the CSS, PSS and PSSap superannuation schemes at rates determined by an actuary to be sufficient to meet the current cost to the Government. Employer contributions to superannuation funds nominated by the employee are made at the same rate as those of the PSSap. The NLA accounts for the contributions as if they were contributions to defined contribution plans. The liability for superannuation recognised as at 30 June represents outstanding contributions.

Accounting Judgements and Estimates

The NLA relies on a methodology developed by the Australian Government Actuary to estimate the present value of a provision for annual and long service leave. The methodology for estimating the present value of the long service leave uses probability factors for NLA employees reaching unconditional entitlement and a discount factor which provides for both interest effects and salary increases, both in terms of promotional salary advancement and salary inflation.

Note 6.2: Key Management Personnel Remuneration

Key management personnel are those persons having authority and responsibility for planning, directing and controlling the activities of the NLA, directly or indirectly. The NLA has determined the key management personnel to be the Minister for the Arts, the Director-General, members of the Council of the National Library and the Library's Corporate Management Group consisting of Library employees at the senior executive level. Key management personnel remuneration is reported in the table below.

	2017 \$'000	2016 \$'000
Short-term employee benefits	1,563	1,631
Post-employment benefits	253	245
Other long-term employer benefits	180	200
Termination benefits	-	-
Total key management personnel remuneration expenses¹	1,996	2,076

The number of key management personnel that are included in the above table total 21 (2016: 20). Key management personnel remuneration for the economic entity and the parent entity are the same.

- The above key management personnel remuneration excludes the remuneration and other benefits of the Portfolio Minister. The Portfolio Minister's remuneration and other benefits are set by the Remuneration Tribunal and are not paid by the NLA.

Note 6.3: Related Party Disclosures

Related party relationships

The NLA is an Australian Government controlled entity. Related parties to the NLA include the Minister for the Arts, the Director-General, members of the Council of the National Library, the Library's Corporate Management Group consisting of Library employees at the senior executive level and other Australian Government entities.

Transactions with related parties

Given the breadth of Government activities, related parties may transact with the government sector in the same capacity as ordinary citizens. Such transactions may include the use of Library services and these transactions have not been separately disclosed in this note.

Giving consideration to relationships with related entities and transactions entered into during the reporting period by the NLA, it has been determined that there are no related party transactions to be disclosed.

Controlled Entities – Library Trust Accounts

The Library provides administrative support services to the Library's trust accounts during the year free of charge. The activities funded by the trust accounts support the functions of the Library.

Note 6.4: Supplementary Information for the Parent Entity**Statement of Comprehensive Income**

	Parent	
	2017	2016
	\$'000	\$'000
Deficit	(6,021)	(9,379)
Total comprehensive income (loss)	(3,754)	(3,359)

Statement of Financial Position

	Parent	
	2017	2016
	\$'000	\$'000
Total current assets	46,752	42,400
Total assets	1,693,879	1,688,366
Total current liabilities	13,260	13,586
Total liabilities	15,913	16,301
Equity		
Contributed equity	99,089	89,434
Reserves	219,416	217,149
Retained surplus	1,359,461	1,365,482
Total equity	1,677,966	1,672,065

The disclosures at Note 7.1 Contingent Assets and Liabilities and Note 4.2 for Contractual commitments for the acquisition of property, plant and intangible assets are those of the parent entity.

Note 6.5: Remuneration of Auditors

	2017	2016
	\$'000	\$'000
The fair value of services received		
Financial statement audit services	76	76
Total fair value of services received	76	76

No other services were provided by the Auditor-General.

Managing Uncertainties This section analyses how the Library manages financial risks within its operating environment.**Note 7.1: Contingent Assets and Liabilities**

	Guarantees		Indemnities		Claims for damages or costs		Total	
	2017	2016	2017	2016	2017	2016	2017	2016
	\$'000	\$'000	\$'000	\$'000	\$'000	\$'000	\$'000	\$'000
Contingent liabilities								
Balance from previous period	-	-	-	-	-	-	-	-
New	-	-	-	-	10	-	10	-
Re-measurement	-	-	-	-	-	-	-	-
Total contingent liabilities	-	-	-	-	10	-	10	-
Net contingent assets (liabilities)	-	-	-	-	(10)	-	(10)	-

Quantifiable Contingencies

In June 2017 the Library received a claim seeking a settlement amount of \$10,000 for alleged copyright infringement by the Library in relation of the use of an image in Library publication. As at 30 June 2017 this claim has not been litigated. The Library has notified its insurers (Comcover) of this claim and is of the view that the use of the image was in accordance with the permissions granted by the copyright owner. A contingent liability of \$10,000 has been recognised as at 30 June 2017.

Unquantifiable Contingencies

The Library has no significant unquantifiable contingencies.

Accounting Policy**Contingent assets and liabilities**

Contingent assets and liabilities are not recognised in the statement of financial position, but are reported in the notes. They may arise from uncertainty as to the existence of a liability or asset or represent an asset or liability in respect of which the amount cannot be reliably measured. Contingent assets are disclosed when settlement is probable, but not virtually certain and contingent liabilities are disclosed when settlement is greater than remote.

Note 7.2: Financial Instruments

	2017 \$'000	2016 \$'000
Note 7.2A – Categories of Financial Instruments		
Financial Assets		
Loans and receivables		
Cash on hand or deposit	6,732	4,230
Receivables for goods and services	500	1,205
Interest receivable	502	471
Fixed term deposit with a bank	44,708	41,600
Accrued revenue	911	827
Total loans and receivables	53,353	48,333
Total financial assets	53,353	48,333
Financial Liabilities		
Financial liabilities measured at amortised cost		
Supplier payables	2,898	3,056
Grants payable	104	60
Total financial liabilities measured at amortised cost	3,002	3,116
Total financial liabilities	3,002	3,116
Note 7.2B – Net Gains and Losses from Financial Assets		
Loans and receivables		
Interest revenue	1,335	1,468
Net gain loans and receivables	1,335	1,468
Net gain on financial assets	1,335	1,468

Note 7.3: Fair Value Measurement**Note 7.3A – Fair Value Measurement**

	Fair Value	
	2017	2016
Non-financial assets		
Land	16,000	15,350
Buildings	224,783	221,597
Heritage and cultural	1,326,748	1,335,720
Plant and equipment	15,761	15,323
Total non-financial assets (Recurring fair value measurement)	1,583,292	1,587,990

Table 7.3A identifies assets that are measured at fair value. The remaining assets and liabilities do not apply the fair value hierarchy.

The NLA did not measure any non-financial assets at fair value on a non-recurring basis as at 30 June 2017.

There have not been any changes to the valuation techniques used for valuing Library assets during 2016-17.

Accounting Policy**Recurring Level 3 fair value measurements – valuation processes**

On an annual basis the NLA engages professional independent valuers with appropriate skills and experience to ensure that assets held at fair value are held at current fair value. For the 30 June 2017 valuation the NLA engaged the following valuers:

- Land, building and leasehold improvements: Herron Todd White (Canberra) Pty Ltd.
- Tangible heritage and cultural assets (i.e. National Collection): Australian Valuation Solutions Pty Ltd.
- Other property, plant and equipment: Pickles Valuation Services were engaged to confirm that current values did not materially differ to fair value.

The NLA relies on the valuation models provided by the valuers and it is the NLA's policy to seek valuation advice annually to confirm that all valuations remain current. All contracted valuers are required to provide written assurance that the valuation models used are in compliance with AASB 13 Fair Value Measurement.

Transfers between fair value hierarchy levels

It is the NLA's policy to recognise transfers into and out of the fair value hierarchy levels as at the end of the reporting period.

Other Information

Note 8.1: Trust Money Controlled by the Library

The Library operates a number of trust funds to account for donations and income from the application of donated funds. These funds operate under formal trust arrangements; are only able to be used in accordance with the terms of trusts, which are for the purposes of the Library; and these moneys are also recognised in the primary financial statements. The following is a brief comment on each fund currently in operation:

	2017 \$'000	2016 \$'000
(a) The Morris West Trust Fund was funded by the author Morris West. The fund is used for the publication of material owned by the Library.		
Balance carried forward from previous year	561	540
Receipts during the year	-	4
Interest received	16	17
Available for payments	577	561
Payments made	-	-
Balance carried forward to next year	577	561
(b) The General Trust Fund comprises donations received for general purposes or where no purpose is specified by the donor.		
Balance carried forward from previous year	4,641	4,287
Receipts during the year	961	687
Interest received	135	133
Available for payments	5,737	5,107
Payments made	(514)	(466)
Balance carried forward to next year	5,223	4,641
(c) The Kenneth Baillieu Myer Trust is a bequest from the late Kenneth Baillieu Myer for the purposes of the Kenneth Myer Annual Oration as held by the Library and for such other purpose as may be considered appropriate by the Director-General.		
Balance carried forward from previous year	34	26
Receipts during the year	20	20
Interest received	-	1
Available for payments	54	47
Payments made	(19)	(13)
Balance carried forward to next year	35	34
(d) The E.A. & V.I. Crome Trust is a bequest by the late E.A. Crome for the maintenance of and addition to the E.A. & V.I. Crome collection.		
Balance carried forward from previous year	95	92
Receipts during the year	-	-
Interest received	3	3
Available for payments	98	95
Payments made	-	-
Balance carried forward to next year	98	95

	2017 \$'000	2016 \$'000
(e) The Acquisition Trust Fund comprises donations received specifically for the acquisition of library material.		
Balance carried forward from previous year	1,376	1,334
Receipts during the year	-	-
Interest received	41	42
Available for payments	1,417	1,376
Payments made	-	-
Balance carried forward to next year	1,417	1,376
(f) The H.S. Williams Trust is a bequest from the late Harold S. Williams for the maintenance of and addition to the H.S. Williams collection.		
Balance carried forward from previous year	387	434
Receipts during the year	65	69
Interest received	12	11
Available for payments	464	514
Payments made	(78)	(127)
Balance carried forward to next year	386	387
(g) The Dame Mary Gilmore Trust is a bequest from the late Dame Mary Gilmore for the maintenance, preservation and protection of the Dame Mary Gilmore diaries.		
Balance carried forward from previous year	19	19
Receipts during the year	-	-
Interest received	1	-
Available for payments	20	19
Payments made	-	-
Balance carried forward to next year	20	19
(h) The Nora Heysen Trust Account is a specific bequest from the late Nora Heysen for the provision of scholarships for the study of aspects of the art of Hans Heysen or his contribution to the artistic culture of Australia; or to further the study of the art of Hans Heysen; or to promote and perpetuate the standing of Hans Heysen.		
Balance carried forward from previous year	259	248
Receipts during the year	-	3
Interest received	7	8
Available for payments	266	259
Payments made	(7)	-
Balance carried forward to next year	259	259
(i) The Ray Mathew and Eva Kollsman Trust is a bequest from the late Eva Kollsman to encourage Australian writers to work on or with the National Collection; for the acquisition and indexing of the works and papers of Australian writers as part of the National Collection; or to promote Australian writing through publications, exhibitions and public events.		
Balance carried forward from previous year	1,276	1,264
Receipts during the year	-	-
Interest received	35	40
Available for payments	1,311	1,304
Payments made	(163)	(28)
Balance carried forward to next year	1,148	1,276



APPENDICES

5.1 APPENDIX A: THE COUNCIL OF THE NATIONAL LIBRARY OF AUSTRALIA AND ITS COMMITTEES

COUNCIL

Chair



Mr Ryan Stokes BCom (Curtin)


Non-executive member, New South Wales
 Managing Director and Chief Executive Officer, Seven Group Holdings Pty Ltd
 Chief Executive Officer, Australian Capital Equity
 Director, Seven West Media Pty Ltd
 Director, Beach Energy
 Director, WesTrac Pty Ltd
 Director, Coates Hire Pty Ltd
 Member, InnovationXchange Committee (within the Department of Foreign Affairs and Trade)
 Member, Prime Ministerial Advisory Council on Veterans' Mental Health
 Member, IOC Olympic Education Commission
 Reappointed on 9 July 2015 for a second three-year term until 8 July 2018
 Attended six of six meetings

Deputy Chair



Ms Jane Hemstrich BSc (Hons) (London), FCA, FAICD

Non-executive member, Victoria
 Chair, Victorian Opera Company
 Vice-President, Walter and Eliza Hall Institute of Medical Research
 Non-executive member, Global Council of Herbert Smith Freehills
 Non-executive Director, Lendlease Corporation Ltd
 Non-executive Director, Tabcorp Holdings Ltd
 Non-executive Director, Telstra Corporation Ltd
 Reappointed on 5 May 2016 for a third term until 23 July 2019
 Elected Deputy Chair on 9 December 2016 (effective from 1 January 2017)
 Attended three of six meetings



Members



Professor Kent Anderson BA (Middlebury), MA, JD (Washington), MJur (Oxford)
 Non-executive member, Western Australia
 Deputy Vice-Chancellor (Community and Engagement), University of Western Australia
 Member, New Colombo Plan Reference Group
 Member, Perth International Arts Festival Board
 Director, The University Club of Western Australia Pty Ltd
 Member, The University Club of Western Australia Board
 Director, The University of Western Australia Sport Board
 President, Asian Studies Association of Australia
 Member, Shenton College Board
 Member, Canberra Grammar Board of Directors
 Member, General Council, Chamber of Commerce and Industry of Western Australia
 Member, China in the World Advisory Board
 Member, Council for International Education
 Appointed on 5 May 2016 for a three-year term until 4 May 2019
 Attended five of six meetings



Dr Marie-Louise Ayres BA (UNE), BA (Hons) (ANU), PhD (ANU)
 Director-General and executive member, Australian Capital Territory
 Member, Humanities Research Centre Board, Australian National University
 Member, Faculty of Education and Arts Advisory Board, University of Newcastle
 Appointed on 2 March 2017 for a five-year term until 1 March 2022
 Attended two of two eligible meetings



Mr Thomas Bradley QC, LLB (Queensland), FRNS
 Non-executive member, Queensland
 Barrister, North Quarter Lane Chambers
 Member, Bar Association of Queensland Council
 President, Access Arts Inc.
 Chair, Brisbane Festival Giving Committee
 Vice-Patron, Queensland Art Gallery/Gallery of Modern Art Foundation
 Member, QAGOMA Foundation Committee
 Appointed on 11 December 2014 for a three-year term until 10 December 2017
 Attended six of six meetings



Mr John M. Green BJuris, LLB (UNSW)
 Non-executive member, New South Wales
 Company director, writer and publisher
 Co-founder and Director, Pantera Press
 Deputy Chair, QBE Insurance
 Non-executive Director, Centre for Independent Studies
 Non-executive Director, WorleyParsons
 Appointed on 25 July 2013 for a three-year term until 24 July 2016
 Term expired



Ms Janet Hirst BA (ANU)
 Non-executive member, Victoria
 Appointed on 5 May 2016 for a three-year term until 4 May 2019
 Attended six of six meetings



Mr Julian Leeser MP, BA (Hons), LLB (UNSW), GAICD
 Non-executive member, New South Wales
 Federal Member for Berowra
 Elected by the House of Representatives on 10 November 2016 for a three-year term until 9 November 2019
 Attended three of four eligible meetings



Senator Claire Moore
 Non-executive member, Queensland
 Senator for Queensland
 Elected by the Senate on 10 November 2016 for a three-year term until 9 November 2019
 Attended four of four eligible meetings



Dr Nonja Peters BA (Hons) (UWA), PhD (UWA), RON
 Non-executive member, Western Australia
 Director, History of Migration Experiences Research Unit, Curtin University
 Sustainability Policy Institute
 Vice-Chair, Advisory Committee, Western Australian Maritime Museum
 Vice-Chair, Associated Netherlands Societies of Western Australia
 Member, WA Advisory Committee, National Archives of Australia
 Councillor, Council of the Royal Western Australian Historical Society
 Reappointed on 25 July 2013 for a second three-year term until 24 July 2016
 Term expired



Ms Anne-Marie Schwirtlich AM, BA (Hons) (Macquarie), Dip Information Management (UNSW), FAHA
 Director-General and executive member, Australian Capital Territory
 Director, Art Exhibitions Australia Board
 Member, Australian Academic and Research Libraries Editorial Panel
 Member, National Cultural Heritage Committee
 Member, University of Canberra Course Advisory Committees
 Member, Australia–China Council
 Reappointed on 9 February 2016 until 1 March 2017
 Attended four of four eligible meetings
 Term expired



Senator Zed Seselja BA, LLB, Grad Dip Legal Practice (ANU),
 Grad Cert Public Administration (Canberra)
 Non-executive member, Australian Capital Territory
 Senator for the Australian Capital Territory
 Elected by the Senate on 11 December 2013 for a three-year term
 until 10 December 2016
 Attended one of one eligible meeting
 Resigned from Council on 28 September 2016



Mr Douglas Snedden BEcon (ANU)
 Non-executive member, New South Wales
 Chair, Chris O'Brien Lifehouse Pty Ltd
 Chair, Odyssey House McGrath Foundation Pty Ltd
 Non-executive Director, OFX Limited
 Non-executive Director, Sirca Pty Ltd
 Appointed on 5 May 2016 for a three-year term until 4 May 2019
 Attended six of six meetings



Ms Alice Wong
 Non-executive member, Victoria
 Member, Asia Century Committee, Australian Institute of Public Administration
 Member, Course Advisory Committee, Faculty of Business and Law,
 Swinburne University of Technology
 Patron, Chinese Cancer Society of Victoria
 Member, Asia Society of Australia Board
 Special Adviser to the Board, Bangarra Group
 Member, La Trobe Business School Advisory Board, La Trobe University
 Appointed on 5 May 2016 for a three-year term until 4 May 2019
 Attended six of six meetings

Meetings

Council met on:

- 5 August 2016;
- 7 October 2016;
- 9 December 2016;
- 3 February 2017;
- 7 April 2017; and
- 2 June 2017.

AUDIT COMMITTEE

Chair

Mr Douglas Snedden (from 1 January 2017)
 Non-executive member of Council
 Attended three of three meetings

Ms Jane Hemstrich (until 31 December 2016)
 Non-executive member of Council
 Attended one of three meetings

Member

Mr Geoff Knuckey
 External member
 Attended three of three meetings

Other Council members
 attended meetings as follows:

- Professor Kent Anderson (one);
- Dr Marie-Louise Ayres (two);
- Mr Thomas Bradley QC (three);
- Ms Janet Hirst (one);
- Mr Julian Leeser MP (one);
- Ms Anne-Marie Schwirtlich AM (two);
- Mr Ryan Stokes (two); and
- Ms Alice Wong (three).

Terms of Reference

The Audit Committee's terms of reference are to:

- a. on behalf of the members of the Council of the Library, oversee compliance by the Library and Council with obligations under the *Public Governance, Performance and Accountability Act 2013*;
- b. provide a forum for communication between the members of Council, senior managers of the Library and the Library's internal and external auditors;
- c. ensure that there is an appropriate ethical climate in the Library; consider the appropriateness, adequacy, efficiency and effectiveness of the internal control system and system of risk oversight and management; and oversee compliance by the Library with those systems and procedures;
- d. consider the appropriateness of the Library's accounting policies;
- e. consider the appropriateness of the annual financial report of the Library and recommend its adoption to Council; and
- f. consider the appropriateness of the external performance reporting.

Meetings

The Audit Committee met on:

- 5 August 2016;
- 9 December 2016; and
- 7 April 2017.

CORPORATE GOVERNANCE COMMITTEE

Chair

Ms Jane Hemstritch
Deputy Chair of Council
Attended two of two meetings

Members

Mr Thomas Bradley QC
Non-executive member of Council
Attended two of two meetings

Mr Douglas Snedden
Non-executive member of Council
Attended one of one eligible meeting

Mr Ryan Stokes
Chair of Council
Attended two of two meetings

Terms of Reference

The Corporate Governance Committee's terms of reference are to:

- a. evaluate the effectiveness of Council in its role in corporate governance;
- b. evaluate the performance and remuneration of the Director-General; and
- c. oversee the development of a list of prospective members for appointment to Council, subject to consideration and approval by the Minister.

Meetings

The Corporate Governance Committee met on:

- 3 February 2017; and
- 2 June 2017.

5.2 APPENDIX B: NATIONAL LIBRARY OF AUSTRALIA FOUNDATION BOARD

Chair

Mr Kevin McCann AM

Members

Dr Marie-Louise Ayres
(from March 2017)
National Library of Australia

The Lady Ebury
(until March 2017)

Ms Kathryn Favelle
National Library of Australia

The Hon. Martin Ferguson AM

Ms Janet Hirst
(from April 2017)
Council of the National Library of Australia

Mr David Kenyon

Mr Simon Moore

Ms Cathy Pilgrim
National Library of Australia

Ms Anne-Marie Schwirtlich AM
(until March 2017)
National Library of Australia

Mr Doug Snedden
Council of the National Library of Australia

Secretariat

Development Office
National Library of Australia

Terms of Reference

The National Library of Australia Foundation Board's terms of reference are to:

- a. provide advice on Library fundraising targets;
- b. provide assistance and advice on major fundraising campaigns, events and associated activities;
- c. assist in obtaining funds from a variety of sources, including the business and philanthropic sectors; and
- d. encourage individual members to personally contribute or actively secure amounts required for nominated Library fundraising appeals.

5.3 APPENDIX C: NATIONAL LIBRARY OF AUSTRALIA COMMITTEES

Three committees provide advice to the Library:

- Libraries Australia Advisory Committee;
- Fellowships Advisory Committee; and
- Community Heritage Grants Steering Committee.

LIBRARIES AUSTRALIA ADVISORY COMMITTEE

Chair

Mr Geoff Stempel
Public Library Services (South Australia)

Members

Dr Craig Anderson
Deakin University

Ms Laurie Atkinson
Law Library of Victoria

Dr Marie-Louise Ayres
(from March 2017)
National Library of Australia

Dr Alex Byrne
(until July 2016)
State Library of New South Wales

Mr Robert Gerrity
University of Queensland

Ms Catherine Kelso
State Library of Western Australia

Ms Vicki McDonald
(from August 2016)
State Library of Queensland

Ms Amelia McKenzie
National Library of Australia

Ms Alison Oliver
City of Rockingham Libraries

Ms Ann Ritchie
Barwon Health

Ms Anne-Marie Schwirtlich AM
(until February 2017)
National Library of Australia

Ms JoAnne Sparks
Macquarie University

Secretariat

National Collections Access Division
National Library of Australia

Terms of Reference

The Libraries Australia Advisory Committee provides advice on policy and strategic issues that influence the delivery of the Libraries Australia service, the broad direction of service development and changes occurring in the library community that are likely to affect services.

FELLOWSHIPS ADVISORY COMMITTEE

Chair

Professor Kent Anderson
(from November 2016)
Council of the National Library of Australia

Ms Anne-Marie Schwirtlich AM
(until November 2016)
National Library of Australia

Members

Professor Kent Anderson
(until November 2016)
Asian Studies Association of Australia

Professor Edward Aspinall
(from March 2017)
Asian Studies Association of Australia

Dr Marie-Louise Ayres
(from March 2017)
National Library of Australia

Professor Joy Damousi FAHA, FASSA
Academy of the Social Sciences in Australia

Dr David Day
Australian Society of Authors

Professor Joyce Kirk FALIA
Australian Library and Information Association

Professor Elizabeth Minchin FAHA, SFHEA
Australian Academy of the Humanities

Emeritus Professor Ingrid Moses
Independent Scholars Association of Australia

Dr John Passioura FAA
Australian Academy of Science

Secretariat

Australian Collections and Reader Services Division
National Library of Australia

Terms of Reference

The Fellowships Advisory Committee makes recommendations on the award and administration of fellowships and scholarships.

COMMUNITY HERITAGE GRANTS STEERING COMMITTEE

Chair

Ms Cathy Pilgrim
National Library of Australia

Members

Ms Jackie Eager
(from May 2017)
Department of Communications and the Arts

Ms Michaela Forster
(January–March 2016)
National Archives of Australia

Ms Vicki Humphrey
National Museum of Australia

Ms Trish Kirkland
National Archives of Australia

Ms Meg Labrum
National Film and Sound Archive

Ms Ruvani Panagoda
(until May 2017)
Department of Communications and the Arts

Ms Rosemary Turner
National Library of Australia

Secretariat

Executive and Public Programs Division
National Library of Australia

Terms of Reference

The Community Heritage Grants Steering Committee provides advice and direction on matters associated with the Community Heritage Grants program, including policy and administration. It also facilitates the exchange of information about the program between the Library and funding partners.

5.4 APPENDIX D: STAFFING OVERVIEW

With the exception of the Director-General, all Library staff are employed under the *Public Service Act 1999*. Conditions of employment for staff below the SES level are contained in the Library's Enterprise Agreement 2017–2020. This agreement came into effect on 23 March 2017 and replaced the 2011–2014 Enterprise Agreement, which nominally expired on 30 June 2014.

Some staff received enhanced benefits through an Individual Flexibility Arrangement. Table D.1 shows the salary ranges for classifications below SES level and the number of employees at each level.

SALARY RANGES

Table D.1: Salary Ranges below SES Level and Number of Employees, 30 June 2017

Classification	Salary Range (\$)	Employees (no.)
EL 2	115,713–148,358	24
EL 1	94,726–122,167	67
APS 6	78,458–88,675	79
APS 5	69,514–74,098	68
APS 4	62,467–68,340	73
Graduate	56,872–67,451	4
APS 3	56,872–65,724	60
APS 2	49,116–55,687	22
APS 1	42,736–47,235	0
Total		397

STAFF DISTRIBUTION

At 30 June 2017, the Library had 357 full-time and part-time ongoing staff, 30 full-time and part-time non-ongoing staff and 17 casual staff. Table D.2 shows staff distribution by division. The average full-time equivalent staffing for 2016–17 was 380, compared with 414 in 2015–16.

Table D.2: Staff Distribution by Division, 30 June 2017

Division	Ongoing		Non-ongoing			June 2017 Total	June 2016 Total
	Full-time	Part-time	Full-time	Part-time	Casual		
Collections Management	90	21	6	4	2	123	127
Australian Collections and Reader Services	62	22	5	3	7	99	110
National Collections Access	43	8	0	1	3	55	29
Information Technology	34	3	2	0	0	39	47
Executive and Public Programs	34	8	3	1	4	50	50
Corporate Services	27	5	4	1	1	38	37
Total	290	67	20	10	17	404	400

Note: Table D.2 is based on paid employees. Employees on long-term leave for more than 12 weeks are not included.

STAFF CLASSIFICATION

Table D.3: Ongoing and Non-ongoing Full-time and Part-time Staff by Classification and Gender, 30 June 2017

Classification	Ongoing				Non-ongoing						June 2017 Total		June 2016 Total	
	Full-time		Part-time		Full-time		Part-time		Casual		M	F	M	F
	M	F	M	F	M	F	M	F	M	F				
Statutory Office Holder	0	0	0	0	0	1	0	0	0	0	0	1	0	1
SES Band 1	2	4	0	0	0	0	0	0	0	0	2	4	2	4
EL 2	8	15	0	1	0	0	0	0	0	0	8	16	13	14
EL 1	27	26	2	7	1	0	0	0	3	1	33	34	34	36
APS 6	18	45	2	12	2	0	0	0	0	0	22	57	22	53
APS 5	20	24	0	19	0	1	0	1	1	2	21	47	16	50
APS 4	14	35	0	14	1	5	0	1	2	1	17	56	19	60
Graduate	1	3	0	0	0	0	0	0	0	0	1	3	1	3
APS 3	8	32	0	5	1	7	0	3	1	3	10	50	9	42
APS 2	2	6	1	4	1	0	2	3	1	2	7	15	5	16
APS 1	0	0	0	0	0	0	0	0	0	0	0	0	0	0
Total	100	190	5	62	6	14	2	8	8	9	121	283	121	279
Grand Total	290		67		20		10		17		404		400	

Note: Table D.3 is based on paid employees. Employees on long-term leave for more than 12 weeks are not included.

SES STAFF MOVEMENTS

Ms Anne-Marie Schwirtlich AM retired as Director-General on 1 March 2017. Dr Marie-Louise Ayres was appointed as Director-General and commenced in the role on 2 March 2017.

Mr Gerry Linehan, Assistant Director-General, Corporate Services, commenced leave on 18 May 2017 pending retirement.

EQUAL EMPLOYMENT OPPORTUNITY

Table D.4: Staff by Equal Employment Opportunity Group and APS Classification, 30 June 2017

Classification	Male	Female	Total	People of Indigenous Heritage	People with a Disability	People from a CALD Background
Statutory Office Holder	0	1	1	0	0	0
SES Band 1	2	4	6	0	1	1
EL 2	8	16	24	0	0	4
EL 1	33	34	67	0	3	7
APS 6	22	57	79	1	3	14
APS 5	21	47	68	1	3	14
APS 4	17	56	73	2	8	19
Graduate	1	3	4	4	1	3
APS 3	10	50	60	1	7	25
APS 2	7	15	22	0	1	8
APS 1	0	0	0	0	0	0
Total	121	283	404	9	27	95

Note: Data for equal employment opportunity groups is based on information supplied voluntarily by staff.

STAFF TRAINING

The Library's annual Corporate Training Plan is based on workforce capabilities outlined in the Strategic Workforce Plan. The 2016–17 training calendar focused on the capabilities needed across the Library's workforce in technical and business processes and workplace behaviours, and competencies required to embed the Library's Leadership Capability Model. The calendar recognises the 70:20:10 development model where development comprises on-the-job experience (70 per cent), coaching (20 per cent) and facilitated learning (10 per cent).

Development opportunities for staff included internal and external programs, seminars, workshops, on-the-job training and placements. A significant portion of the opportunities offered by the Library in 2016–17 focused on learning through relationships. This included the completion of the pilot cross-cultural institution mentor program (2016) and the introduction of a cross-cultural institution reflective leadership program (2017). Customised in-house training was offered across a broad range of topics related to the Library's core business. The Library continued to offer a blend of short (1–3 hours) and all-day learning formats, with the short seminar series on leadership and digital capabilities proving very effective.

During the reporting period, the Library introduced access to an online learning directory with thousands of video workshops, allowing staff to identify and address learning priorities within their own timeframes and work schedules. This initiative has had high engagement from the Library's workforce with 146 courses completed and over 5,000 videos accessed in 2016–17.

DIGITAL SKILLS TRAINING

The Library continues to partner with other state and territory libraries to develop training programs to address digital capability gaps in specific library professions, such as digital forensics. As part of the NSLA digital skills strategy, select Library staff participated in joint digital skills workshops.

All Library staff had the opportunity to participate in a range of in-house technical and digital familiarisation learning sessions, including the popular 'Talking Heads' seminar series and masterclasses. This format is designed to provide staff with an insight into new and emerging digital technologies with a minimal time commitment.

5.5 APPENDIX E: GIFTS, GRANTS AND SPONSORSHIPS

SUBSTANTIAL COLLECTION MATERIAL DONATIONS

Ausdance National	Ms Janet Hawkins
Australian and New Zealand Association of Oral and Maxillofacial Surgeons	Mrs Colleen Isaac
Australian Council of National Trusts	Dr Wally Johnson
Australian Lebanese Historical Society	Mrs Agnes Karlik
Australian National University	Mr Richard Kimber AM
Australian Society of Authors	Mr Lou Klepac OAM
Mr Kevin and Mrs Veronica Baldwin	Mr Michael Leunig
Mr Keith Blackburn	Mr James Lindsay
Mr Richard Bonyngé AC, CBE	Ms Katherine Littlewood
Dr Ian Broinowski	Dr Isabel McBryde AO
Emeritus Professor Graeme M. Clark AC	Ms Jenny McMillan
Emeritus Professor James Cotton	Mr Alan Moir
Emeritus Professor Julian Croft	Mr Olaf Moon
Ms Merrell Davis	Mr Robert Moreo
Associate Professor John Dearin	Dr Rory Muir
Ms Jocelyn Dexter, Ms Bridget Dexter and Mr Mark Pearson	Family of Emeritus Professor John Mulvaney AO
Mrs Megan Dick and Mr Simon Loveday	National Advocates for Arts Education
Professor Richard Divall AO, OBE	Sir Arvi Parbo AC
Mr Paul Evans	Rural Finance Corporation of Victoria
Mr Philip Flood AO	Mr Shane Simpson AM
Sir James Gobbo AC, CVO, QC	Dr Mark St Leon
Mr Peter Golding OAM	Mrs Romola Templeman
Dr Anna Gray	The late Dr Russell Trood
Ms Selena Griffith	University of Essex
Emeritus Professor Geoffrey Harcourt AO	Ms Louise Wells
Estate of Frank Hardy	Mrs Joy West
	Mr David Williamson AO
	Mr Garry Woodard

GRANTS

Australia–Japan Foundation (<i>Melodrama in Meiji Japan</i> family and education space)	Mike Barrett and Associates (Oral History Project)
Avant Mutual Group (Oral History Project)	National Archives of Australia (Community Heritage Grants)
Catalyst–Australian Arts and Culture Fund (Treasures Gallery Access Program)	National Film and Sound Archive (Community Heritage Grants)
Department of Communications and the Arts (Community Heritage Grants)	National Museum of Australia (Community Heritage Grants)

BEQUESTS

Ralf Iannuzzi Memorial Trust
The Estate of Joan Lindsay
The Estate of Mr Harold S. Williams

FELLOWSHIPS AND PUBLIC PROGRAMS

Professor Kent Anderson (National Library of Australia Asia Study Grant)
Embassy of Portugal (Braga Collection event)
Friends of the National Library of Australia Inc. (Friends of the National Library Creative Arts Fellowship / Friends of the National Library Travelling Fellowship)
Linnaeus Estate (Linnaeus Estate Fellowship)
Mrs Pat McCann (Norman McCann Summer Scholarship)
The MacLeod Family Trust (Treasures Gallery Access Programs)
The Myer Foundation (Kenneth Myer Lecture)
National Folk Festival (National Folk Fellowship)
Dr John Seymour and Mrs Heather Seymour AO (Seymour Summer Scholarship / Seymour Biography Lecture)
Mr Kerry Stokes AC (Treasures Gallery Access Programs)
Associate Professor Linnett Turner and Associate Professor David Turner (Kenneth Binns Travelling Fellowship)

National Library Fellowships

Professor Donald H. Akenson
Dr Patricia Clarke OAM, FAHA
The Hon. Mary Delahunty
The Hon. Martin Ferguson AM
Mr John M. Green
The late Dr Pamela Gutman
Ms Jane Hemstritch
Professor Joyce Kirk
Dr Elizabeth Lawson
Ms Marjorie Lindenmayer
Ms Yuan Yuan Liu
Mr Brian Long
Mr Kevin McCann AM and Mrs Deidre McCann
Mrs Janet McDonald AO
Macquarie Group Foundation Ltd
Minerals Council of Australia
Dr Doug Munro
Professor Janice Reid AC, FASSA
Emeritus Professor Alan Robson AO
Dr Ian Ross
Mrs Margaret Ross AM
Mr Doug Snedden
The Hon. James Spigelman AC
Mr Ryan Stokes
Ms Deborah Thomas

Three supporters donated anonymously.

SPONSORSHIPS

National Library Partners

Eden Road Wines
Optus

In-kind Sponsors

The Asian Executive Magazine
Forrest Hotel and Apartments
Schwartz Media
TFE Hotels

5.6 APPENDIX F: GRANT AND FELLOWSHIP PROGRAMS

GRANT

During the reporting period, the Library operated one grant program.

Community Heritage Grants

The Library awarded 77 grants of up to \$15,000 to assist community organisations to preserve and manage nationally significant cultural heritage collections. Financial support and assistance for this grants program was received from the Department of Communications and the Arts; the National Archives of Australia; the National Film and Sound Archive; and the National Museum of Australia.

FELLOWSHIPS AND SCHOLARSHIPS

During the reporting period, the Library operated the following programs.

National Library of Australia Fellowships

Four 2017 fellowships, funded by private donors, were awarded to Dr Frances Steel, Dr Shih-Wen Chen, Professor Ayhan Aktar and Dr Gillian Arrighi. An honorary fellowship was awarded to Dr Anna-Sophie Jürgens. An additional fellowship jointly funded by the National Library of New Zealand and the National Library of Australia was awarded to Mr Paul Diamond.

National Library Fellowship in Australian Literature

Funded through the Ray Mathew and Eva Kollsman Trust, the 2017 fellowship was awarded to Dr Gabrielle Carey.

National Library Fellowship in Japan Studies

Funded through the Harold S. Williams Trust, two 2017 fellowships were awarded to Dr Michele Monserrati and Dr Masafumi Monden.

Friends of the National Library Creative Arts Fellowship

Funded by the Friends, this fellowship supports a residency for a practising artist to develop new work using the Library's collections. The 2017 fellowship was awarded to Mr Timothy Daly.

National Library Creative Arts Fellowship for Writing

Funded through the Ray Mathew and Eva Kollsman Trust, this fellowship supports a residency for a creative writer to research the Library's collections. The 2017 fellowship was awarded to Dr Michelle Aung Thin.

National Folk Fellowship

Funded jointly by the Library and the National Folk Festival, this fellowship supports a residency for research in the Library's folklore collections to develop a performance at the festival. The 2017 Fellowship was awarded to Ms Jessie Lloyd.

Japan Study Grants

Funded through the Harold S. Williams Trust, these grants support scholars to undertake research using the Library's Japanese collections for up to four weeks. Five grants were awarded to Ms Laura Clark, Mr Caleb Kelso-Marsh, Dr Emily Brink, Dr Narrelle Morris and Dr Yasuko Hassall Kobayashi.

Kenneth Binns Travelling Fellowship

Funded by the family of Kenneth Binns, this fellowship supports travel for professional development by Library staff in the early stages of their career. The 2017 fellowship was awarded to Mr John Morseu.

Norman McCann Summer Scholarships

Funded by Mrs Pat McCann, three summer scholarships were awarded to Ms Averyl Gaylor, Ms Sadie Heckenberg and Mr Samuel Cottell.

Seymour Summer Scholarship

Funded by Dr John Seymour and Mrs Heather Seymour AO, this summer scholarship was awarded to Mr Lucas Smith for biographical research.

5.7 APPENDIX G: NATIONAL LIBRARY OF AUSTRALIA FUND

The National Library of Australia Fund helps the Library to manage, develop, preserve, digitise and deliver its documentary heritage collections to the widest possible audience, both online and onsite.

This year, specific campaigns have included the preservation and digitisation of material relating to James Cook, and the preservation and selective digitisation of, and improved access to, the papers of Sidney Nolan. The National Library of Australia Fund donors are acknowledged at the following gift levels:

- Principal Patron: gifts of \$1,000,000 and above;
- Platinum Patron: gifts of \$250,000 and above;
- Gold Patron: gifts of \$100,000 and above;
- Silver Patron: gifts of \$25,000 and above;
- Bronze Patron: gifts of \$10,000 and above;
- Patron: gifts of \$1,000 and above; and
- Donor: gifts up to \$1,000.

The Library gratefully acknowledges the generosity and support of Patrons and donors.

Listed below are Patrons who have given to the fund since its inception in 2009 and donors who have given during 2016–17. (An asterisk beside a name in the lists below indicates Patrons who donated during 2016–17.)

PRINCIPAL PATRONS

Vincent Fairfax Family Foundation

PLATINUM PATRONS

Mrs Pat McCann*
Ms Simone Vinall*

GOLD PATRONS

Associate Professor Noel Dan AM and
Mrs Adrienne Dan*
Friends of the National Library of Australia Inc.*
Mr Kevin McCann AM and Mrs Deidre McCann
Macquarie Group Foundation Limited
Minerals Council of Australia*
Planet Wheeler Foundation

The late Mrs Alison Sanchez
Ms Anne-Marie Schwirtlich AM, FAHA and
Mr Stephen Yorke*
Dr John Seymour and Mrs Heather Seymour AO*
Dick and Pip Smith Foundation*
Mr Kerry Stokes AC and Ms Christine Simpson
Stokes*
Mr Ryan Stokes*

One supporter donated anonymously.

SILVER PATRONS

Dr Diana J. Carroll*
 The late Mr Victor Crittenden OAM
 Ms Catherine Hope Gordon*
 Ms Jane Hemstritch*
 Dr Ron Houghton DFC and the late
 Mrs Nanette Houghton*
 Kenyon Foundation*
 Ms Marjorie Lindenmayer*
 The Linnaeus Estate
 Lovell Chen Pty Ltd*
 The MacLeod Family Trust*
 Dr Thomas Mautner*
 Mr Simon Moore

Mrs Glennis Moss and the late
 Dr Kenneth Moss AM*
 The Myer Foundation
 Origin Foundation
 Mrs Patricia Peck and the late Mr Nigel Peck AM
 Mrs Margaret S. Ross and Dr Ian Ross*
 Ms Josephine Shanks and Emeritus Professor
 Dr Robert Shanks*
 Mr Doug Snedden and Ms Belinda Snedden*
 In memory of the late Ms Della Keren Thomas
 Associate Professor Linnett Turner and
 Associate Professor David Turner*
 Wesfarmers Limited

One supporter donated anonymously.

BRONZE PATRONS

Dr Marion Amies*
 Professor Kent Anderson*
 Mr Jim Bain AM and Mrs Janette Bain
 Mrs Alison J. Bloomfield
 Mr Thomas Bradley QC*
 Dr Desmond Bright and Dr Ruth Bright AM*
 Ms Kristal Claasz*
 In memory of the late Mrs Mavis Thorpe Clark
 Dr Patricia Clarke OAM, FAHA*
 Dr R.L. Cope PSM*
 Ms Christine Courtenay AM and the late
 Mr Bryce Courtenay AM
 The Lady Ebury*
 Mr John Fairfax AO and Mrs Libby Fairfax
 Mr Tim Fairfax AC
 Mr James Ferguson
 The Hon. Martin Ferguson AM and
 Ms Patricia Waller*
 Lieutenant Colonel (Ret'd) M.A. Fletcher JP*
 Sir James Gobbo AC, CVO
 Mr John M. Green
 Mrs Claudia Hyles*

Professor Joyce Kirk and Dr Terry Kirk
 Liberty Financial
 Mr Brian Long and Ms Cathy Long*
 Mrs Janet McDonald AO and
 Mr Donald McDonald AC
 Mr Bruce Miller*
 Mr Baillieu Myer AC and Mrs Sarah Myer*
 Mrs Maria Myers AC
 Mr John Oliver and Mrs Libby Oliver*
 Ms Meg Paul
 Dr Fiona Powell
 Professor Janice Reid AC, FASSA
 Mrs Diana Ritch and Mr Jack Ritch
 Emeritus Professor Alan Robson AO and
 Mrs Gwenda Robson*
 Miss Kay Rodda*
 Mr Robin V.F. Smith
 The Hon. James Spigelman AC*
 Ms Deborah Thomas
 Mr Geoffrey White OAM and
 Mrs Sally White OAM*

Three supporters donated anonymously.

FOUNDING PATRONS

Dr Marion Amies*
 Mrs Phoebe Bischoff OAM
 Mrs Josephine Calaby
 Dr R.L. Cope PSM*
 The late Mr Victor Crittenden OAM
 Ms Lauraine Diggins
 The Lady Ebury*
 Mr Andrew Freeman
 Ms J.L. Fullerton AO*
 Griffith 8 Book Group
 Mrs Claudia Hyles*
 Professor Joyce Kirk and Dr Terry Kirk
 Dr Jan Lyall PSM
 Mrs V. McFadden*

Mr Peter McGovern AM
 Mrs Glennis Moss and the late
 Dr Kenneth Moss AM*
 Mr John Oliver and Mrs Libby Oliver*
 Mrs P.P. Pickering*
 Emeritus Professor Alan Robson AO and
 Mrs Gwenda Robson*
 Miss Kay Rodda*
 Rotru Investments Pty Ltd for
 Mrs Eve Mahlab AO and Mr Frank Mahlab*
 Mrs Angela Thorn and the late Mr Bill Thorn
 Mr John Ulm and Mrs Valda Ulm
 Ms Lucille Warth*

Three supporters donated anonymously.

PATRONS

Ake Ake Fund
 Ms Cynthia Anderson
 Mrs Margaret Anderson
 Mrs Sue Andrews
 Asia Bookroom
 Dr Marie-Louise Ayres and Dr Russell Ayres*
 Ms Kate Baillieu
 Mr Simon Banks
 Ms Lucy Bantermalis*
 Mr Sam Bartone
 Dr Annabelle Bennett AO, SC and
 Dr David Bennett AC, QC
 Ms Baiba Berzins*
 Mrs Eva Besen AO and Mr Marc Besen AC*
 Mr Udai Bhati and Mrs Shanta Bhati*
 Professor Geoffrey Blainey AC
 Ms Emily Booker*
 Mr Max Bourke AM and Ms Margaret Bourke
 Sir Ron Brierley*
 Mr Charles Bright and Mrs Primrose Bright
 Mr H.M. Brown and Ms J.E. Brown*
 Emeritus Professor Mairéad Browne FALIA and
 Dr David Browne*
 Dr Geoffrey Burkhardt*
 Ms Eve Buscombe and Ms Dawn Richardson,
 in memory of William and Royal Buscombe
 The Caiger Family

Dr Geoffrey Cains
 Mrs Jennie Cameron
 The Reverend Edmund Champion*
 Dr Edmund Capon AM, OBE and
 Mrs Joanna Capon OAM
 Mr Michael Carlton
 The Carmelite Monastery*
 Emeritus Professor David Carment AM
 Dr J.J. Carmody
 CIMIC Group Limited
 Dr Peter Cochrane and Dr Suzanne Rickard*
 Mr John Collins
 Mr Andrew Connor*
 Professor James Cotton
 Mrs Helen Creagh*
 Professor Robert Cribb*
 Mrs Gloria Cumming
 Mrs Carolyn Curnow and Mr Bill Curnow*
 Mr Charles P. Curran AC and Mrs Eva Curran
 Ms Perri Cutten and Mr Jo Daniell
 Dr Joanne Daly and Dr Michael Adena*
 Mrs Rowena Danziger AM and
 Mr Ken Coles AM*
 Professor Mahananda Dasgupta*
 Professor Jeremy Davis AM and
 Dr Jessica Milner Davis*
 Dr Michelle Deaker

The Hon. Mary Delahunty*
 Mr Terry De Martin*
 Mrs Margaret Dent*
 Dr Sophie Ducker
 Dr Annie Duncan and Mr Peter Duncan AO
 Ms Kristen Durran
 Ms Jane Edmanson OAM*
 The Hon. R.J. Ellicott AC, QC*
 Dr N.F. Exon and Mrs D.F. Exon*
 Dr Suzanne Falkiner*
 Mrs Maureen Fisher*
 Mr Philip Flood AO and Mrs Carole Flood
 Mr Anthony Godfrey-Smith*
 Ms Christine Goode PSM
 Ms Linda Groom*
 Mr Robert Grozier*
 Dr Grazia Gunn and Emeritus Professor
 Ian Donaldson FAHA, FBA, FRSE
 The Hon. Roger Gyles AO, QC*
 Mr Peter Hack
 Mr Clive Haddock*
 Mrs Isobel Hamilton*
 Professor Margaret Harris*
 Mr Colin Hauff*
 Mr Michael Heard and Mrs Mary Heard
 Mrs Heather Henderson and the late
 Mr Peter Henderson AC*
 The Heraldry and Genealogy Society
 of Canberra Inc.
 The late Dr Basil S. Hetzel
 Dr Marian Hill*
 Ms Sarah Hill and Mr Philip Thalys*
 Mrs Rosemary Hill-Ling OAM and the late
 Mr Robert Hill-Ling AO
 Mrs Rosanna Hindmarsh OAM
 Ms Peggy Horn
 Professor Marnie Hughes-Warrington
 Mr Gary Humphries*
 Dr Anthea Hyslop*
 Inside History
 Ms Marilyn Jessop*
 Mr David M.H. John*
 Ms Joan Kennedy*
 Dr Ann Kent and Dr Bruce Kent
 Dr James Kerr AM
 Dr Ruth S. Kerr OAM*

Mr Robert Kirby and Mrs Mem Kirby*
 Professor Wallace Kirsop*
 Mr Lou Klepac OAM and Mrs Brenda Klepac*
 KPMG
 The late Dame Leonie Kramer AC, OBE
 Ms Anne Latreille*
 Dr Elizabeth Lawson
 Mr Frank Lewincamp PSM and Ms Barbara
 Lewincamp*
 Mrs P. Lilley and Dr F. Lilley*
 Mr Michael Lynch and Ms Liz Lynch*
 Ms Robyn McAdam*
 The late Captain Paul McKay
 Emeritus Professor Campbell Macknight and
 Mrs Lorraine Macknight
 Ms Fiona McLeod SC
 Mr Ronald McLeod AM
 Mr Simon McMillan*
 Ms Janet Manuell SC
 Mr Robert B. Mark*
 Mr David Marr*
 Ms Kathleen Marshall
 Dr Rod Marston
 Mr Julian Martyn and Ms Linda Sproul
 Sir Anthony Mason AC, KBE, GBM*
 Dr Alison Adele Millerd*
 Senator Claire Moore*
 Professor Ingrid Moses and Dr John Moses*
 Ms Jane Needham SC
 Professor Colin Nettelbeck FAHA and
 Mrs Carol Nettelbeck*
 The Hon. Jocelyn Newman AO
 Ms Marion Newman
 Professor Brian O'Keefe AO*
 Ms Cathy Pilgrim and Mr Steven Anderson*
 Mrs Mary Pollard*
 Mr Chester Porter QC
 Lady Potter AC, CMRI*
 Mrs Anne Prins*
 Mrs Pam Ray*
 Ms Dianne Redwood and Mr Denis Foot
 Professor Dimity Reed AM and Dr Garry Joslin*
 The Hon. Margaret Reid AO*
 Mr Ian Renard
 Professor Craig Reynolds FAHA*
 The late Mrs E. Richardson OAM

Ms Valerie Rivers*
 Mr Geoffrey Robinson and Ms Julie Burdis
 Mr G. Robinson and Mrs B. Robinson
 Mrs Pamela Robinson*
 Dr Maxine Rochester*
 The late Emeritus Professor Jill Roe AO
 Professor Michael Roe
 The Rome Family*
 Ms Christine Ronalds AM, SC
 Mr Alan Rose AO and Mrs Helen Rose*
 Dr Eleanor M. Rowley*
 Barry Lawrence Ruderman Antique Maps Inc.*
 Mr William Rutledge and Mrs Julia Rutledge
 Mrs Ann Ryan*
 Mr Bob Santamaria
 The Hon. Justice Joseph Santamaria
 Ms Phillipa Saraceno
 The late Dr H. Maurice Saxby AM
 The Reverend G. Shaw and Mrs J. Shaw
 Mr Stephen Shelmerdine AM and
 Mrs Kate Shelmerdine
 Mr Tony Shepherd AO
 Mrs Mary Simpson and Mr Antony Simpson
 Dr Kerry Smith AM*
 Ms Wendy Smith*
 Mr Ezekiel Solomon AM
 Mrs Helene Stead*

Associate Professor Bruce Steele AM*
 Dr Jennifer Strauss AM*
 Ms Kaaren Sutcliffe and Mr Andrew Sutcliffe
 Mr Doug Sutherland AM*
 Mr Howard Tanner AM
 Ms Felicity Teague*
 Mr Arnold Thomas*
 Mr Robert Thomas AM*
 Dr Bernadette Tobin AO and
 Mr Terence Tobin QC
 Ms Lisa Turner
 Mr John Uhrig AC and Mrs Shirley Uhrig*
 Mr John Vandenberg
 The late Mr Gerald Walsh MA
 Ms Jill Waterhouse*
 Ms Alexandra Wedutenko*
 Mr Lou Westende OAM*
 Mrs Joy Wheatley and Mr Norman Wheatley*
 Dr Peter White
 Ms Wendy Whitham*
 Ms Helen Williams AO*
 Ms B. Willoughby-Thomas*
 Ms Alice Wong*
 Dr Malcolm Wood
 Mrs Marie Wood and Mr Greg Wood
 Dr Michael W. Young

Twenty-three supporters donated anonymously.

DONORS 2016–17

Mrs Heather Abbott and Mr Christopher Abbott
 Professor Lisa Adkins
 Dr Donald Alexander
 Mr Robert Allmark
 Dr Michael Alpers AO, CSM and
 Dr Deborah Lehmann AO
 Mr Bruce Andrews
 Ms Kerry Apted
 Mr M. Askew and Mrs D. Askew
 Mrs Margaret Astbury
 Professor Peter Bailey AM, OBE
 Mrs Nolene Baker
 Ms Shirley Barnett OAM
 Sister Margaret Barry
 Emeritus Professor Diane Bell

Mr Mark Bersten
 Mr Keith Blackburn and Mrs Ruth Blackburn
 Ms Kerry Blackburn
 Mrs Teresa Blair and Mr James Blair
 The Hon. Neal Blewett AC
 Mrs Sally Bloomfield
 Mrs Marjorie Boorman
 Ms Sue Boyce
 Ms Cassidy Boyd
 Mr Bern Brent
 Mr Alan Brown
 Mr Russell Brown
 Dr Joan Buchanan AM
 Ms Frances Callinan
 Ms Dorothy Cameron

Ms June Cameron
 Dr Anne Campbell
 Mr Ian Campbell
 Mrs Judith Campbell and Mr Brian Campbell
 Mr Matt Carkeet
 The late Mr Viv Carter
 Dr Mary Carver
 Mr Bertram Castellari
 Mrs Marguerite Castello
 Mr Rodney Cavalier AO
 Ms Marianne Cavanagh
 Dr Mary Chan
 Ms Patti Chong
 Ms Ellane Chugg
 Mr Ben Churcher
 Mr George Clark
 Ms Kathryn Cole
 Miss Winsome Collingridge
 Ms Mary Coombe
 Miss Katherine Crane
 Mr Edward Crook
 Mr Bill Crowle
 Ms D.K. Cunningham
 Ms Anne Daly
 Mr Simon D'Arcy
 Professor Kate Darian-Smith
 Mr Brian Davidson
 Dr Les Davies
 Brigadier Phillip Davies AM and
 Mrs Sandra Davies
 Dr Christopher Davis
 Mr Nigel D'Cruz
 Dr Marie de Lepervanche
 Mr Norman Dickins and Mrs Bev Dickins
 Mr Marcel Dimo and Dr Lesley Jackman
 Ms Amelia Ditcham
 Mr David Donaldson and Mrs Rose Donaldson
 Ms Melanie Drake
 Miss Robyn A. Duncan
 Ms Jacqueline Dwyer
 Dr John Dwyer QC
 Dr Stephen Dyer
 Ms Heather Dyne and Dr Geoff Dyne
 Professor Meredith Edwards
 Mrs Judith Eisner
 Mrs Julia Ermert

The Hon. John Fahey AC
 Ms Vanessa Fanning
 Ms Meegan Ferguson
 Mrs Dianne Finch
 Mr P.J. Fisher and Mrs S.D. Fisher
 Ms Erica Fisher
 Mr Thomas Fitzgerald and Mrs Wendy Fitzgerald
 Dr Juliet Flesch
 Ms Lynn Fletcher and Mr Wayne Fletcher
 Emeritus Professor Neville Fletcher AM
 Dr Margaret Folkard
 Ms Sandy Forbes
 Mrs Kerrie Ford and Mr Geoff Ford OAM
 Mr G. Forrest and Mrs E. Forrest
 Mrs Carolyn Forster OAM and Mr Richard Forster
 Dr Lois Foster
 Ms Janette Fowler
 Mrs Barbara Franks
 Professor Robert Freestone
 Mrs Karin Fyfe
 Ms Milena Gates and Mr Michael Gates
 Mr Terence Gibbons
 Ms Judith Gillespie
 Mrs Gayle Ginnane
 Rear Admiral James Goldrick AO, CSC, RAN
 Mr I.J. Gollings AM and Mrs S.B. Gollings OAM
 Mr Andrew Gosling
 Gowrie Galleries
 Ms Melinda Graefe
 Dr Elizabeth Grant AM
 Mrs Sondra Griffiths
 Dr Janet Hadley Williams
 Dr Terry Haig
 Dr Peter Hamburger and Mrs Barbara Hamburger
 Dr William H. Hamilton
 Mrs Janet Hanslow
 Dr Barbara Hardy AO
 Ms Angela Hawes
 Ms Susan K. Heal
 Mr Michael Heap and Mrs Frances Heap
 Mr Albert Hearn
 Mr John Helman
 The Rt. Hon. Sir William Heseltine AC, GCVO
 Mrs Julie Hicks
 Mr Anthony Hill
 Ms Eleanor Hing Fay

Ms Rosemary Horner
 Mr Richard Horobin
 Mrs Carolyn Hughes
 Hughston Group
 Ms Kate Hunter
 Mrs Jill Elizabeth Hutson
 Dr Peter Ilbery OAM
 Major General (Ret'd) PM. Jeffery AC, AO (Mil.),
 CVO, MC
 Mrs Christine Jeffrey
 Ms Pamela Jenkins
 Dr Victoria Jennings
 Ms Belinda Jessup
 Dr Ian Jobling and Dr Anne Jobling
 Dr J.V. Johnson CSC, AAM
 Ms Isa Jones
 Ms Meryl Joyce
 Ms Antonia Kasunic and Mr Nicholas Craft
 Mrs Sheila Kellock
 Mr Stuart Kells and Ms Fiona Kells
 Dr Farley Kelly
 Dr Rosanne Kennedy
 Mr David Kennemore
 Ms Judith Kennett
 Ms Anne Kiley
 Mrs Gillian Killen
 Mrs Judith King
 Mrs Karleen Klaiber
 Mrs Jennifer Kovacic
 Mr Edward Kruger and Mrs Geraldine Kruger
 Mrs Ann Lancaster
 Dr Diane Langmore AM
 Mr Robert Laurie
 Ms Angeletta Leggio
 Ms Bronwyn Leonard
 Ms Brenda P. Lewis
 Mr Trevor Lewis
 Mr John Lines OAM and Ms Margaret Lines
 Dr Jan Lloyd Jones
 Mrs P. Macarthur
 Mr Alan McDermid and Mrs Carol McDermid
 Mr David McDonald
 Miss Janet McDonald
 Dr Peter McDonald
 Ms Jann McFarlane
 Dr Lauren McGrow

Dr Leah McKenzie
 Mr Rod Mackenzie
 Dr Hilda E. Maclean
 Mr John Maclurcan
 Mr John MacNeil
 Mrs Joan McPherson
 Mr Rick McQualter
 Mrs Joan Macrae
 Mr John F. Maffey OAM
 Mr Bruce Mainka
 Mr John Malone
 Mr Russell Marston
 Ms Evelyn Mason
 The late Dr Robyn Mason
 Mr Tony May
 Sister Janet Mead
 Dr Betty Meehan FAHA
 Ms Dawn Melhuish
 Ms Lydia Melnikoff
 Mr Rowley Charles Miller OAM
 Mrs Mary Mitchell
 Ms Barbara Mobbs
 Mr David B. Moore and Ms Marilyn J. Pittard
 Mr Peter Moore
 Dr Louise Moran
 Ms Di Morrissey
 Mr Neil Mortimer
 Mrs Anne Moten
 In memory of the late Mr Bill Nash
 Mr Claude Neumann
 Mr Ian Newbery and Ms Joan Newbery
 Mrs Meredith Nicol
 Mrs Elizabeth Nunn
 Mr J. O'Neil
 Mr Terence O'Neill
 Dr Jacqueline Orsborne
 Mrs Judith A. Parker AM
 The Reverend Kenneth Parker
 Ms June Penny
 Mrs Lorraine Perera
 Mr J.W. de B. Persse
 Mr Mike Petrescu
 Ms M.E. Phillips
 Mrs Winsome Plumb
 Mr Robin Poke AM
 Mr George Polites AC, CMG, MBE

Mrs Dorothy Prescott OAM and
Emeritus Professor J.R. Victor Prescott
Dr Neil Radford
Mr Colin Rea
Mr Michael Reed AM and Mrs Ann Reed
Professor Matthew Ricketson and
Ms Gillian Callister
Dr Lyn Riddett
Mr Ken Riordan
Mrs Rosemary Ritorto
Ms Rhyll Rivett
Mrs Patricia Roberts
Ms Penelope Rogers
Dr James Ross and Mrs Heather Ross
Miss Susan Ross
Mr Stephen Ryan and Mrs Mary Ryan
Mr Warren Saltzer
Mrs Mary Seefried
Mr W.S. Semple
Mr Garth Setchell
Mrs Cathey Shepherd
Mr Wayne Sheridan
Dr Judith Slee
Ms Pauline Small
Miss Helen Smith
Mrs Gwyneth Sparrow
Mr Dan Sprod OAM
Mrs Aileen Sproule
Mrs Maria Spyropoulos
Mr David Stanton and Mrs Meryl Stanton PSM
Mr Paul Stanton
Dr Jim Stokes
Ms E. Stone
The Hon. Anthony Austin Street
Mrs Pat Stretton
Mrs Susan Sutton
Ms B. Sweetnam
Mr Robin Syme AM
Professor K. Taylor and Mrs M.H. Taylor
Mrs Sue Telford and Professor Richard Telford AM
Dr Jennifer Thompson
Mr Wayne Thorp
Dr Gerald Thurnwald AM
Dr Sonia Tidemann
Dr Christopher Tiffin and Ms Deborah Turnbull
Mrs Helen Todd

Dr J.M. Twomey
Dr Hugh Tyndale-Biscoe
Mr Denis Warne
Ms Gabrielle Watt
Mrs Margaret Watts
Dr Auriol Weigold
Dr Ian Welch
Ms Pera Wells
Dr Mary Welsh
Ms Rosalie Whalen
Dr Judy White AM
Mr Richard White JP and Mrs Christine White
Mr Doug Wickens and Mrs Betty Wickens
Dr I.S. Wilkey and Mrs H. Wilkey
Dr Elizabeth Williams
Mr Geoffrey Williamson
The Hon. Margaret Wilson QC
Mr Richard Woldendorp AM
Mr Chris Woodland
Mr Jon Wyatt
Mr Bruno Yvanovich
Mrs P.A. Zerbe

*One hundred and ten supporters donated
anonymously.*

5.8 APPENDIX H: NOTABLE ACQUISITIONS

Australian and Overseas Publications

In 2016–17, notable acquisitions of Australian and Overseas Publications included:

- ephemera and websites relating to the 2016 federal election. The Library collected print materials from 126 of Australia's 150 electorates, and acquired, for the first time, a comprehensive collection of material from electorates in Western Australia, South Australia and Victoria. More than 850 election-related websites were collected, including party and candidate websites; media, commentary and video websites; lobby and interest group websites; and electoral study and research websites. This was the first acquisition of election material under the expanded digital deposit provisions, and is the first truly comprehensive election-related collection, with the websites of all candidates included;
- a 1793 trial pamphlet *The Trial of John Grant, Sheriff-clerk Deputy of the Shire of Inverness, before the Circuit Court of Judiciary Held There on May 1 1793, for Forgery*, the earliest acquired work. Unlike the usual trial accounts of the period, this was published to assert the subject's innocence, with some of the text written in the first person, suggesting Grant or one of his supporters paid for it. Found guilty, Grant was transported to Botany Bay and arrived in Sydney on the *Surprize* in 1794;
- *Excelsior!*, a previously unrecorded fortnightly children's paper. Published in Adelaide in 1870, *Excelsior!* appears likely to have been Australia's second earliest children's periodical;
- access to *Legal Centric*, a bilingual database of Indonesian national and provincial laws and regulations; updates summarising new legislation; legislative reports, significant court decisions and press releases; and articles about the Indonesian legal sector;
- perpetual access to the *Nichols Collection of 17th–18th-century UK Newspapers*. John Nichols (1745–1826) was a London printer and avid collector of newspapers, which he used to inform his literary and historical research work. The collection consists of 280 British newspapers and periodicals, and about 300 pamphlets and broadsheets covering the period 1672–1737. The licence negotiated allows offsite access and use for inter-library loan and document delivery; and
- posters and ephemera relating to the Miranda Must Go campaign, which seeks to retell the story of *Picnic at Hanging Rock* acknowledging the historic removal and displacement of Aboriginal people of the area.

Maps

In 2016–17, notable map acquisitions included:

- additions to the Library's rare map collection, including the 1644 wall map *Carte Universelle de Tout le Monde* by Nicolas Berrey (1606–1665), one of the rarest pieces in the 'great southland' story, showing the world before the Dutch discoveries; a c.1773 terrestrial pocket globe featuring Herman Moll's (c.1654–1732) world map of 1719, revised to show South Pacific exploration, including Captain Cook's first voyage to Australia and New Zealand—one of the earliest globes to do so; Léon Fenet's (1839–1898) *Carte Générale de la Lune*, a large hemispherical map of the moon published in 1887, which blends scientific observation with speculation of the existence of extra-terrestrial

species; and a double-hemispherical world map from c.1790 showing discoveries on Cook's voyages, worked in coloured threads on silk—a rare example of cartographic embroidery;

- maps of Australian interest, including *Smith's New Map of Asia with the Most Discoveries*, a large-scale map issued in 1815 showing Australia with a completed southern coastline and all evidence of Nicolas Baudin's French placenames removed; *The Moravian Atlas, Embracing Statistics of the Church of the United Brethren* (1853), which includes a full-page map of south-east Australia, indicating the location of the mission at Lake Boga, Victoria; and previously unrecorded sales plans for the Queanbeyan area published between 1885 and 1924 by Woodgers and Calthorpe Auctioneers;
- Anafarta Sagir, a single sheet from a topographic map series of Gallipoli, 1910–1915, which brings our holdings to four of the six sheets, and a rare operational document created by Japanese officers comprising a map of the Thai–Burma railway in August 1944;
- a 1:50,000 digital map of Syria. This map fills a significant gap as modern maps of Syria are difficult to source; and
- the first large acquisition of digital maps, with the deposit of more than 10,000 topographical series maps in a single batch by QTopo, a service of the Queensland Department of Natural Resources and Mines.

Pictures

In 2016–17, notable picture acquisitions included:

- significant items from the sale of property developer Denis Joachim's outstanding colonial collection, including photograph albums of early views of Melbourne, Brisbane, Tasmania, the Northern Territory and Norfolk Island. Other significant photograph collections acquired included Hermann Junge's negatives of the Walter Burley Griffin-designed Castlecrag housing development in Sydney, taken in the 1930s; lantern slides of the Poona and Indian Village Mission showing the work of Australian missionaries in the early twentieth century; and photographs from William Yang's (b.1943) *My Generation* series, including portraits of Margaret Olley, Martin Sharp, Brett Whiteley, Patrick White, Margaret Fink, Kate Fitzpatrick, Linda Jackson and Richard Neville;
- a donation by Michael Leunig (b.1945) of 70 original cartoons made from 1974 to 2013; and
- artworks acquired at auction, including two early South Australian watercolours by Jeffrey Smart (1921–2013), *Kapunda Church* and *The Torrens Weir*; a watercolour of the Finke River Mission and Mount Hermannsburg by Albert Namatjira (1902–1959); and *Interior*, a vivid oil painting by Nora Heysen (1911–2003) of her travelling companion Evie Stokes, in the home they shared in London.

Manuscripts

In 2016–17, notable acquisitions of manuscript material included:

- the shipboard journal of Thomas J. Barratt, who voyaged from London to Sydney, Melbourne and Dunedin in 1872; an IOU for one shilling signed by Henry Lawson, written on an Angus and Robertson petty cash slip; and a 1933 letter from Charles Kingsford Smith on Kingsford Smith Air Service letterhead referring to the London to Melbourne Centenary Air Race;
- personal papers from eminent Australians, including journalist Peter Greste, arts law specialist Shane Simpson AM, fashion designer Jenny Bannister, Alice Springs historian Dick Kimber and feminist artist Suzanne Bellamy; and
- notable collections, including material relating to displaced persons who migrated to Australia on the *Anna Salen* in 1949, compiled by Agnes Karlik, and correspondence between Prime Minister Earle Page and his family, including material recording his wife Ethel Page's role in the Country Party and the National Council of Women.

Oral History and Folklore

In 2016–17, notable oral history and folklore material acquisitions included:

- interviews with notable Australians, including publisher Lou Klepac OAM, aviator Gaby Kennard OAM, winemaker Brother John May AM, ceramicist Les Blakebrough AM, librarian Graeme Powell PSM, choreographer Dr Elizabeth Cameron Dalman OAM, medievalist Professor Margaret Clunies Ross, cattle station owner Gordon Lillecrapp and astronomer Professor Naomi McClure-Griffiths;
- interviews recorded as part of a continuing partnership with the Australian Paralympic Committee, including with athletes Liesl Tesch AM and Mike Nugent, and coach Anne Green, and a new partnership with interviews recorded by primary producers Rob Linn and Marg Carroll OAM, early adopting farmers and agricultural scientists in Victoria, South Australia, New South Wales and Western Australia about the impact of direct seed drilling;
- social history interviews, including with George Megalogenis and Steve Lewis on the impact of mass redundancies on Australian journalism, produced with funding for university research from the Australian Research Council; with Australian Muslim women, such as Greens MP Dr Maureen Faruqi; and with Indigenous leaders, including Professor Larissa Behrendt, Darryl Pearce and Layla Yu; and
- recordings by folklore collector Rob Willis of Indigenous musicians from Broome, including Stephen Baamba Albert and Bart Pigram, and of Danny Spooner, regarded as the foremost traditional English singer in Australia until his death in 2017.



GLOSSARY AND INDICES

GLOSSARY

Term	Definition
Application Programming Interface (API)	A set of computer programming rules and tools; the Trove API provides data in a machine-readable form, enabling programmers to create new applications, tools and interfaces
born-digital	Material produced in digital form
edeposit	Provision, by publishers, of copies of electronic publications to the Library; the Library is entitled to copies of electronic publications under legal deposit provisions in the Copyright Act, and also through Premier's Circulars and other government agreements
ingest	The process by which a digital object or metadata package is absorbed by a different system than the one that produced it
logarithmic scale	A scale of measurement in which equal distances on the scale represent equal ratios of increase: for example, with logarithmic scale to the base of 10, the numbers 10, 100 and 1,000 are shown as equal distances on the graph
mine content	The use of computer systems to identify patterns in large data sets
performance targets	Quantitative and qualitative performance levels or changes in levels to be achieved
petabyte	1,000 terabytes
seed-list harvesting	The use of a large list of URLs to collect copies of many websites at once, rather than selecting websites individually
terabyte	1,000 gigabytes
time-pointed transcripts	Transcripts that are synchronised to time points against the original audio recordings
Trove	A national discovery service implemented by the Library in November 2009, providing a single point of access to a wide range of traditional and digital content from Australian collections and global information sources



SHORTENED TERMS

Abbreviation	Definition
ABC	Australian Broadcasting Corporation
AIATSIS	Australian Institute of Aboriginal and Torres Strait Islander Studies
ANAO	Australian National Audit Office
ANU	Australian National University
APS	Australian Public Service
CALD	culturally and linguistically diverse
DLIR	Digital Library Infrastructure Replacement (program)
EL	executive level
GST	goods and services tax
IT	information technology
NLA	National Library of Australia
NSLA	National and State Libraries Australasia
PGPA Act	<i>Public Governance, Performance and Accountability Act 2013</i>
SES	senior executive service

COMPLIANCE INDEX

This report complies with section 17BE of the *Public Governance Performance and Accountability Rule 2014*.

Requirement	Page
Letter of transmittal	iii
Significant activities and changes affecting the authority	7–15
Annual performance statement	17–37
Responsible Minister	41
Enabling legislation	42
Purposes	42
Organisational structure	43
Statement on governance	44
Judicial decisions and reviews by outside bodies	47
Ministerial directions	47
Work Health and Safety	48
Related entity payments	89
Information about members of the accountable authority	99–102

INDEX

Page numbers in italics refer to illustrations.

- ABC (Australian Broadcasting Corporation) 6, 12, 13, 26, 28
 ABC Open 13
 ABC Rural 23
 Aboriginal and Torres Strait Islander Biographical Index 31
 accessions 31, 37
 accountability, corporate 44–9
 accountable authorities, statements by 19
 acquisitions 37, 53, 54, 55, 125–7
 advertising 49
Aeroplane Jelly Song (Lenertz) 2
 agreements with international organisations 21
 AIATSIS (Australian Institute of Aboriginal and Torres Strait Islander Studies) 12, 31
 Aktar, Ayhan 115
 Albert, Stephen Baamba 127
 Alves, Jorge Santos 12
 amortisation 52
 Anafarta Sagir topographic map 126
 ANAO (Australian National Audit Office) 45
 ANAO Report No. 54 2016–17 47
 Anderson, Craig 106
 Anderson, Kent 100, 103, 107
Anna Salen migration material 127
 Annual Performance Statement 17–37
 ANU (Australian National University) 6, 12
 appeals 36
Archipelagus Orientalis (Blaeu) 9–10
 archives collections 9
 Arrighi, Gillian 115
Art in Australia (journal) 27–8
 artworks acquired 126
 Asian Collections 9, 26
 Aspinall, Edward 107
 assets
 financial 53–4,
 non-financial 53–4
 revaluations 53, 54
 total 53–4
 see also *individual types of assets*
 Assistant Directors-General 42, 43, 46, 110
 Atkinson, Laurie 106
 Audit Committee 44, 45, 46, 47, 103
 Auditor-General. *Performance Audit Corporate Planning in the Australian Public Sector 2016–17* 47
 auditors 45, 47
 audits 47
 Aung Thin, Michelle 115
 AustLit 27
 Australian Broadcasting Corporation (ABC) 6, 12, 13, 26, 28
 Australian collections 21, 22, 25, 26, 41
 Australian Collections and Reader Services Division 43
 Australian cultural heritage materials see Australian collections
 Australian Curriculum 27, 29, 30
 Australian Government 44, 47
 Australian Institute of Aboriginal and Torres Strait Islander Studies (AIATSIS) 12, 31
Australian Lives: An Intimate History (A. Puri & A. Thomson) 26
 Australian National Audit Office (ANAO) 45
 Australian National University (ANU) 6, 12
 Australian Parliament 44, 47
 Australian Public Service Commission 34
 Australian publications see Australian collections
 Ayres, Marie-Louise 3, 43, 100, 103, 105, 106, 107, 110
 Bannister, Jenny 127
 Barratt, Thomas J. 127
 Behrendt, Larissa 127
 Bellamy, Suzanne 127
 bequests 114
 Bery, Nicolas. *Carte Universelle de Tout le Monde* 125
Big Ideas (radio series) 12
 Binns, Kenneth 116
 biographical records 31
 Blaeu, Joan. *Archipelagus Orientalis* 9–10
 Blakebrough, Les 127
 blogs 21
 Bradley, Kevin 43
 Bradley, Thomas 100, 103, 104
 Braga Collection 12
 Braga, José Maria 12
 Braga, Stuart 12
 Brink, Emily 116
 Bronze Patrons 117, 118
 budget variance commentaries 50
 build the nation's memory (strategic priority) 7–10, 22–6
Building (journal) 10
 building services 52
 building works 52
 buildings
 revaluations 53, 54
 values 53
 see also National Library of Australia: building; property
The Bulletin (journal) 10, 27
 Burn, Margy 43
Bush Fire Bulletin (journal) 28
 business generation 33–4
 Byrne, Alex 106
 CALD background, employees from 111
 Callaway, M.H. *Swallow & Ariell's Biscuits & Cakes Are Best of All* 98
The Canberra Times 49
 Canberra Writers Festival 12
 capital expenditure 37
 Carey, Gabrielle 115
 Carroll, Marg 127
Carte Générale de la Lune (Fenet) 125–6
Carte Universelle de Tout le Monde (Bery) 125
 case studies 26, 30
 cash 54, 55
 cash flow 55
 casual employees 109, 110
Celestial Empire (exhibition) 51, 52
 Centre for Humanities, Arts and Law, ANU 12
 Chair's Report 3–6
 charts, hydrographic 23–4
 Chen, Shih-Wen 115
 Chief Scientist. *National Research Infrastructure Roadmap* 4
 Clark, Laura 116
 classifications, employee 108, 110, 111
 Clunies Ross, Margaret 127
 CMG (Corporate Management Group) 46
 collaborations 21, 26, 27–8
 Collection 26, 37, 53
 collection deliveries 21
 collection development 37
 Collection Development Acquisition Budget 50
 Collection Development Policy 22, 25
 Collections Management Division 43, 109
Commonwealth Electoral Act 1918 49
Commonwealth of Australia Gazette 10, 27
 communities 14
 Community Heritage Grants Program 115
 Community Heritage Grants Steering Committee 107
 compliance index 133
 computer software 53
 connections 30–1, 36
 Conservation Management Plan 29
 conservation programs 9
 consultants 51, 52
 contractors 52
 Cook, James 36, 117
 Copies Direct 28, 30
Copyright Act 1968 4, 24
 corporate governance and accountability 44–9
 Corporate Governance Committee 44, 45, 46, 104
 Corporate Management Group (CMG) 46
 Corporate Plan 2016–2020 44
 Corporate Services Division 43, 46, 109, 110
 corporate sponsorship 51
 Corporate Training Plan 111
 costs see expenses
 Cottell, Samuel 116
 Council of the National Library of Australia 41, 44, 45, 46, 99–102
 Audit Committee 44, 45, 46, 47, 103
 Corporate Governance Committee 44, 45, 46, 104
 Council Self-Evaluation Survey 46
 creative fellowships 11, 13, 115
 critical infrastructure 51
 cross-agency key performance indicators 37
 cross-cultural institution reflective leadership program 111
 cross-institutional mentoring program 36, 111
 cultural assets see heritage and cultural assets
 Dalman, Elizabeth Cameron 127
 Daly, Timothy 115
 Damousi, Joy 107
 Day, David 107
 deficits 50
 Dellit, Alison 43
 Dentsu Mitchell Media Australia Pty Ltd 49
 Department of Communications and the Arts 15, 115
 deposits, financial 51
 depreciation 50, 52, 54
 development, collection 37
 Development Office 105
 development opportunities 111
 Diamond, Paul 31, 115
 Digital Business project 5, 13, 34
 Digital Classroom 11, 29
 digital collections 3–4, 7, 8, 10, 21, 22, 25, 27–8
 Digital Deposit Service 22
 digital engagement 28, 28
 Digital Library Infrastructure Replacement (DLIR) 3–4, 7–8, 22–4
 digital maps 24, 25, 126

digital photographs 22–3
 digital preservation 24
 digital publications 4, 22, 24–5, 33
 digital skills, employee 35, 112
 digitisation 3–4, 5, 8, 36, 37, 51
 manuscripts 117
 maps 24
 periodicals 10, 27–8
 photographs 31
 Trove content 10
 direct seed drilling interviews 127
 directions, ministerial 47
 Director-General 3, 41, 42, 43, 46, 110
 Director-General's Review 7–15
 disability, employees with 111
 disposals 54
 distribution, employee 109
 dividends, efficiency 51
 DLIR (Digital Library Infrastructure Replacement) 3–4, 7–8, 22–4
 donations 113–14
 donors 35, 36, 117, 121–4
 Eager, Jackie 107
 earnings, retained 67, 68
 ebooks 24
 Ebury, Lady 105
 Ecologically Sustainable Development (ESD) 47
 edeposit 4, 8–9, 13, 24, 25, 33
 education programs 11, 21, 29, 37
 educational institutions 37. *See also* schools
 efficiency dividends 51
 electronic publications 4, 22, 24–5, 33
 Embassy of Portugal 12
 Emergency Planning Committee 46
 employees 108–12
 expenses 52
 helpfulness 30
 leave 54
 skills 31, 33, 34–5
 End of Year Appeal 36
 energy-efficient lighting project 47
 engagement 28, 30, 31, 32
 Enterprise Agreement 2011–2014 108
 Enterprise Agreement 2017–2020 108
 environment protection 47
Environment Protection and Biodiversity Conservation Act 1999 29, 47
 equal employment opportunity 111
 equity 53, 55
 equity appropriations 50

ESD (Ecologically Sustainable Development) 47
 events, public 6, 12, 21
Excelsior! (children's periodical) 125
 Executive and Public Programs Division 43, 107, 109
 executive officer 41
 exhibitions 6, 11, 21, 52
 expenditure 37, 50. *See also individual types of expenditure*
 expenses 37, 50. *See also individual types of expenses*
 expertise, employee 31, 33, 34–5
 Facebook 21
 Fairfax newspapers 28
The Famous Billy Tea with the Distinctive Flavour 130
 FAQs (frequently asked questions) 31
 Faruqi, Maureen 127
 fascia, Library building 11
 Favelle, Kathryn 105
 federal election 2016 127
 fellowships 11, 13, 31, 35–6, 114, 115–16
 Fellowships Advisory Committee 36, 107
 Fenet, Léon. *Carte Générale de la Lune* 125–6
 Ferguson, Martin 105
 Fifield, Mitch 41
The Fiji Times 28
 Finance Secretary's Direction 47
 financial assets 53–4. *See also individual types of financial assets*
 financial performance 50–5
 financial statements, audited 57–70
 financing activities 55
 finding aids 23
 First Nations' Writers Residency 31
 Fitzsimmons, Shane 28
 folklore collections *see* Oral History and Folklore Collection
 Forster, Michaela 107
 Founding Patrons 119
 fraud awareness training 46
 Fraud Control Plan 46
 Fraud Management Policy 46
 Fraud Risk Assessment 46
 freight 73
 frequently asked questions (FAQs) 31
 Friends of the National Library Creative Arts Fellowship 115
 Friends of the National Library of Australia Inc. 13
 full-time employees 109, 110
 functions of Library 41
 funding 5, 10, 27, 35, 50, 51

Garçon-Mills, Lanuyuk 31
 Gaylor, Averyl 116
 gender numbers, employee 110, 111
 Gerrity, Robert 106
 gifts 113–14
 Gold Patrons 117
 goods and services 51
 governance, corporate 44–9
 government 44, 47
 government, receipts from 55
 government, revenue from 50, 51
 Grant, John 125
 grants 113, 115, 116
 Grattan Institute 6
 Green, Anne 127
 Green, John M. 6, 101
 Greste, Peter 127
 Grimwade Centre for Cultural Materials Conservation 9
 guided tours 13, 21
 Harold S. Williams Trust 115, 116
 Harold White Fellowship 36
 Heckenberg, Sadie 116
 Hemstritch, Jane 99, 103, 104
 Heritage Strategy 29
 High Court of Australia 26
 Hirst, Janet 101, 103, 105
The Home (journal) 10
 Humphrey, Vicki 107
 in-kind sponsors 114
 income 50, 51
 indexation 51
 Indigenous Australians 30–1, 34, 111
 Indigenous collection 31
 Indigenous engagement 31, 32
 Indigenous graduate recruitment program 34
 indigenous.gov.au 34
 Individual Flexibility Arrangement 108
 information inquiries 20
 Information Technology Division 43, 109
 information technology (IT) 3–4, 21, 52
 infrastructure, critical 51
 injuries, premium rates 48
 inquiries 20, 21, 47
 Instagram 21
 intangibles 53, 55
 interactions with Library online 30
 interest 51
Interior (N. Heysen) 126
 internal auditor 47
 International Indigenous Librarians Forum 34

international organisations, agreements with 21
 interviews acquired 127
 inventories 53
 investing activities 55
 investments 54, 55
 iSentia Pty Ltd 49
 IT (information technology) 3–4, 21, 52
 Japan Study Grants 116
 Japanese collections 116
 Jardine River 32
 Joachim, Denis 126
 Joint Committee on Publications 47
 Junge, Hermann 126
 Jürgens, Anna-Sophie 115
Kapunda Church (Smart) 126
 Karlik, Agnes 127
 Kelso, Catherine 106
 Kelso-Marsh, Caleb 116
 Kennard, Gaby 127
 Kenneth Binns Travelling Fellowship 116
 Kenyon, David 105
 key performance indicators 37
 Kimber, Dick 127
 Kingsford Smith, Charles 127
 Kirk, Joyce 107
 Kirkland, Trish 107
 Klepac, Lou 127
 Knuckey, Geoff 103
 Kobayashi, Yasuko Hassall 116
 labour expenditure 37
 Labrum, Meg 107
 land 53, 54
 Lawson, Henry 127
 lead, partner, connect and excel (strategic priority) 13–14, 33–6
 leadership 13, 34, 36, 111
 Leadership Capability Model 111
 learning directory, online 112
 learning programs 11, 21, 29, 37
 learning through relationships 111
 leave, employee 54
 Leeser, Julian 6, 101, 103
 legal advice 52
Legal Centric (database) 125
 legal deposit 4, 8, 22, 24, 25, 33
 legislation, Library 42, 44
 Lenertz, Albert Francis. *Aeroplane Jelly Song* 2
 Leunig, Michael 126
 Lewis, Steve 127

liabilities 54
 Libraries Australia 33
 Libraries Australia Advisory Committee 106
 Libraries Australia Forum 35
 Libraries Australia Summer Sessions 35
 lighting 47
 Lillecrapp, Gordon 127
 LINC Tasmania 10
 Linehan, Gerry 110
 Linn, Rob 23, 127
 Voice of the Bush: A History of ABC Rural 1945–2015 23
 Lloyd, Jessie 31, 116

 McCann, Kevin 105
 McCann, Norman 35
 McCann, Pat 35, 116
 McClure-Griffiths, Naomi 127
 McDonald, Vicki 106
 McKenzie, Amelia 43, 106
 Maddison, Ruth 22
 make access happen (strategic priority) 10–13, 27–32
 Manuscripts Collection 9, 23, 127
 manuscripts digitisation 117
 Māori collections 31
 Maps Collection 23–4, 32, 125–6
 Maps Curator 28
 maps, digital 24, 25, 126
 marble fascia 11
 market research 49
 May, John 127
 media advertising 49
 media monitoring 49
 Megalogenis, George 127
Melodrama in Meiji Japan (exhibition) 11
 mentoring program 36, 111
 Mid-Year Economic and Fiscal Outlook Statement 2015–16 5
 Mid-Year Economic and Fiscal Outlook Statement 2016–17 5, 51
 Minchin, Elizabeth 107
 Minerals Council of Australia 35
 Minister for Communications 41
 Minister for Finance 47
 Minister for the Arts 41
 Minister responsible for the Library 41
 ministerial directions 47
 Miranda Must Go campaign 125
Mission Songs Project (Lloyd) 31
 Moll, Herman 125
 Monden, Masafumi 115
 Monserrati, Michele 115
 Moore, Claire 6, 101
 Moore, Simon 105
 The Moravian Atlas, Embracing Statistics of the Church of the United Brethren 126
 Morris, Narelle 116
 Morseu, John 30–1, 116
 Moses, Ingrid 107
 musical recordings acquired 127
My Generation (Yang) 126
 Myer, Kenneth Baillieu 36
 Namatjira, Albert 126
 National and State Libraries Australasia (NSLA) 12, 33
 National Archives of Australia 115
 national collection 21, 33, 41, 50
 finances 50, 53
 National Collections Access Division 43, 106, 109
 National Digital Deposit Network (NDDN) 33
 National Digital Services Agreement 13–14
 National Film and Sound Archive 115
 National Folk Fellowship 31, 116
 National Folk Festival 31, 116
 National Foundation for Australian Women 26
National Library Act 1960 41, 42, 44, 45
 National Library Creative Arts Fellowship for Writing 115
 National Library Fellowship in Australian Literature 115
 National Library Fellowship in Japan Studies 115
 National Library of Australia
 building 11, 27, 29, 47
 organisation 41–3
 National Library of Australia Fellowships 5, 11, 31, 35–6, 114, 115
 National Library of Australia Foundation Board 105
 National Library of Australia Fund 117–24
 National Library of New Zealand 31, 115
 National Museum of Australia 36, 115
 National Portrait Gallery 36
National Research Infrastructure Roadmap (Chief Scientist) 4
 NDDN (National Digital Deposit Network) 33
The New Oxford Wall Maps of Australia: Sheep and Wheat (Taylor) 28
 newspapers, digitised 10, 21
Nichols Collection of 17th–18th-century UK Newspapers 125
 Nichols, John 135
 Nolan, Sidney 117
 non-financial assets 53–4. *See also individual types of non-financial assets*
 non-ongoing employees 109, 110

Norman McCann Summer Scholarships 116
 notable acquisitions 125–7
 Noted Festival 31
 notes to financial statements 71–95
 NSLA digital skills strategy 112
 NSLA (National and State Libraries Australasia) 12, 33
 Nugent, Mike 127
 NSW RFS (Rural Fire Service) 28
 NSW Rural Fire Service (RFS) 28

 Office of Parliamentary Counsel (OPC) 10, 27
 Oliver, Alison 106
 ongoing employees 109, 110
 online learning directory 112
 online resources 21, 23, 27–8, 37. *See also digital collections*
 OPC (Office of Parliamentary Counsel) 10, 27
 operating activities 55
 operating expenses 52
 oral histories 23, 26, 30–1. *See also Oral History and Folklore Collection*
 Oral History and Folklore Collection 23, 31, 116, 127
 organisation, Library 41–3
 outcomes, operating 50
 overseas publications 125

 Pacific Collection 9, 28
Pacific Islands Monthly (journal) 28
 Page, Earle 127
 Page, Ethel 127
 Panagoda, Ruvani 107
 Parliament 44, 47
 parliamentary committees 47
 part-time employees 109, 110
 partners 114
 partnerships 21, 26, 27, 28
 Passioura, John 107
 'Pathways' Indigenous graduate recruitment program 34
 Patrons 35, 117–21
 payables 54
 Pearce, Darryl 127
Performance Audit Corporate Planning in the Australian Public Sector 2016–17 (Auditor-General) 47
 performance, financial 50–5
 performance measurements 26, 30, 44
 performance statement 17–37, 20–21
 periodicals, digitised 10, 27–8
 Peters, Nonja 6, 101
 PGPA Act (*Public Governance, Performance and Accountability Act 2013*) 42, 44, 47
 photographic collections 31, 32
 photographs, digital 22–3, 31
 physical collections 8, 9, 21, 54
 physical spaces 5, 10–11, 27, 29
 Pictures Collection 126
 Pigram, Bart 127
 Pilgrim, Cathy 43, 105, 107
 plant and equipment
 purchases 55
 values 53
 Platinum Patrons 117
 policy orders, government 47
 Poona and Indian Village Mission lantern slides 126
 Portfolio Budget Statements 44, 47
 Powell, Graeme 127
 premium rates for injuries 48
 prepayments 54
 preservation 24
 Preservation Services 9
 Principal Patrons 117
 priorities *see strategic priorities*
 programs
 conservation 9
 education 11, 21, 29, 37
 Indigenous graduate recruitment 34
 mentoring 36, 111
 public 6, 37, 114
 publishing 14
 teacher professional development 27, 29
 promotion 49
 property 55. *See also buildings*
 provisions 54
 public events 6, 12, 21
Public Governance, Performance and Accountability Act 2013 (PGPA Act) 19, 42, 44, 47
 Public Governance, Performance and Accountability Rule 2014 127
 public programs 6, 37, 114
Public Service Act 1999 41, 108
 Public Service Modernisation Fund 5, 10, 14, 27, 51
 public spaces 5, 10–11, 27, 29
 publications 4, 22, 24–5, 33, 125
 publishers 25
 publishing program 14
 purposes, Library 42

 qualitative evaluations 26, 30
 Queensland Department of Natural Resources and Mines 25, 126
 QTopo 25, 126

Ray Mathew and Eva Kollsman Trust 115
 reading room visitors 21
 receipts from government 55
 receivables 54
 recordings, acquired 127
 records, biographical 31
 redundancies *see* separations and redundancies
 reference expertise 31
 reference inquiries 21
 referendum, 1967 12–13, 30, 34
 relationships 111
 reporting requirements 44
 research 5, 11, 20, 26
 results, operating 50
 revaluations 53, 54
 revenue
 corporate sponsorship 51
 generation 33–4
 interest 51
 revenue from government 50, 51
 Right Wrongs (website) 12–13
 Rischbieth, Bessie 36
 risk management 46
 Ritchie, Ann 106
 roadshows 10
 Rogers, Harry. *Singapore: Australia's Overseas Airline Qantas* 18
 role of Library 41
 Ropeyarn, Yanti 32

 salaries and wages 108
 sale of goods and services 51
 Schlesinger, M. *Smart Women Fly QANTAS, It's the Height of Fashion!* 40
 scholarships 116
 school programs *see* education programs
 schools 11, 21, 27, 29, 37. *See also* educational institutions
 Schwirtlich, Anne-Marie 3, 7, 102, 103, 105, 106, 107, 110
 second copy policy 25
The Sell: Australian Advertising, 1790s to 1990s (exhibition) 11
 Senior Executive Service (SES) staff 46, 110
 senior management 42, 43
 services 34, 41
 capability 5
 promotion 73
 qualitative evaluation 30
 standards 21
 see also goods and services

 SES (Senior Executive Service) staff 46, 110
 Seselja, Zed 6, 102
 Seymour, Heather 35, 116
 Seymour, John 35, 116
 Seymour Summer Scholarship 116
 shared digital library infrastructure 33
Sheep and Wheat map (Taylor) 28, 28
 shelf kilometres, physical collections 21
 Silver Patrons 117, 118
 Simpson, Shane 127
Singapore: Australia's Overseas Airline Qantas (Rogers) 18
 skills, employee 31, 33, 34–5
 Smart, Jeffrey
 Kapunda Church 126
 The Torrens Weir 126
Smart Women Fly QANTAS, It's the Height of Fashion! (Schlesinger) 40
 Smith, Lucas 116
Smith's New Map of Asia with the Most Discoveries 126
 snapshot of 2016–17 performance 20–1
 Snedden, Douglas 102, 103, 104, 105
 social history interviews 127
 software 53
 Sparks, JoAnne 106
 Special Collections 22–4
 Special Collections Reading Room 11
 sponsorships 51, 114
 Spooner, Danny 127
 staff *see* employees
 staffing overview 108–12
 standards 21
 State Library of New South Wales 10, 27
 statements by accountable authorities 19, 62
 statements, financial 57–70
 Steel, Frances 115
 Stokes, Ryan 99, 103, 104
 storage, collection 21
 strategic priorities 42, 44
 build the nation's memory 7–10, 22–6
 lead, partner, connect and excel 13–14, 33–6
 make access happen 10–13, 27–32
 Strategic Workforce Plan 111
 Stempel, Geoff 106
 structure, Library 42–4
 students 21, 27, 29, 37
 Summer Scholarships 35
 suppliers 35, 36, 52
 supporters 35, 36

Swallow & Ariell's Biscuits & Cakes Are Best of All (Callaway) 98
 Synergy Group Australia 47
 Syria digital map 126
 Szunejko, Monika 13

 'Talking Heads' sessions 112
 tangible collections *see* physical collections
 Tax Time Appeal 36
 Taylor, Thomas Griffith. *The New Oxford Wall Maps of Australia: Sheep and Wheat* 28
 teachers 27, 29, 30
 Tesch, Liesl 127
 Thai–Burma railway map 126
 theatre 11, 29
The Torrens Weir (Smart) 126
 Torres Strait Cultural Centre 31
 Torres Strait Cultural Festival 30
 tours, guided 13, 21
 training 46, 111–12
 travelling fellowships 13, 116
 Treasures Gallery 12
 Treasures Gallery Access Program 35
The Trial of John Grant, Sheriff-clerk Deputy of the Shire of Inverness ... 125
 Trove 4, 5, 10, 21, 24, 27–8, 31
 Trove Audio 23
 Turner, Rosemary 107
 Twitter 21, 28

 University of New South Wales 27
 University of Queensland 27
 University of Wollongong 27
 Utopia 500 (collaborative event) 12

 vacancies 45
 visitors 5, 14, 20, 21, 37
Voice of the Bush: A History of ABC Rural 1945–2015 (Linn) 23
 volunteers 13, 21

 wages *see* remuneration; salaries and wages
 Walkley Foundation for Journalism 26
 webinars 35
 website, Library 21
What to Pack for There and Back with Trans-Australia Airlines 58
Where Are Our Boys? How Newspapers Won the Great War (Woods) 12
 White, Graham 23
 Willis, Rob 127
 Wong, Alice 102, 103
 Wong, David 43
 Woodgers and Calthorpe Auctioneers 126
 Woods, Martin. *Where Are Our Boys? How Newspapers Won the Great War* 12
 work health and safety 48
Work Health and Safety Act 2011 48
 workers' compensation 48
 workforce *see* employees

 Yang, William. *My Generation* 126
 Yu, Layla 127