


ANNUAL REPORT 2017-18 NATIONAL LIBRARY OF AUSTRALIA



ANNUAL REPORT 2017-18

NATIONAL LIBRARY OF AUSTRALIA



NATIONAL
LIBRARY
OF AUSTRALIA

ANNUAL REPORT 2017-18

NATIONAL LIBRARY OF AUSTRALIA

13 August 2018
Senator the Hon. Mitch Fifield
Minister for the Arts
Parliament House
CANBERRA ACT 2600

Dear Minister

National Library of Australia Annual Report 2017–18

The Council, as the accountable authority of the National Library of Australia, has pleasure in submitting its annual report covering the period 1 July 2017 to 30 June 2018 for presentation to each House of Parliament.

The Council approved this report at its meeting in Canberra on 13 August 2018.

The report is submitted to you in accordance with section 46 of the *Public Governance, Performance and Accountability Act 2013*.

We commend the annual report to you.

Yours sincerely



Mr Ryan Stokes
Chair of Council
(to 8 July 2018)



Dr Marie-Louise Ayres
Director-General

Published by the National Library of Australia
Parkes Place
Canberra ACT 2600
T 02 6262 1111
F 02 6257 1703
National Relay Service 133 677
nla.gov.au/policy/annual.html

ABN 28 346 858 075

© National Library of Australia 2018

ISSN 0313-1971 (print)
1443-2269 (online)

National Library of Australia

Annual report / National Library of Australia.—8th (1967/68)—
Canberra: NLA, 1968—v.; 25 cm.

Annual.

Continues: National Library of Australia. Council. Annual report of the Council =
ISSN 0069-0082.

Report year ends 30 June.

ISSN 0313-1971 = Annual report—National Library of Australia.

1. National Library of Australia—Periodicals.

027.594

Prepared by the Executive and Public Programs Division
Printed by CanPrint Communications

Cover image:

Peter Dombrovskis (1945–1996)

Approaching Storm and Boulders, East Freycinet,
Freycinet National Park, Tasmania 1989

nla.cat-vn4732017



Canberra ACT 2600
T +61 2 6262 1111 F +61 2 6257 1703
Hearing or speech impaired-call us via the National Relay Service on 133 677
nla.gov.au
ABN 28 346 858 075

CONTENTS

INTRODUCTION 1

- 1.1 Chair's Report 3
- 1.2 Director-General's Review 6

ANNUAL PERFORMANCE STATEMENT 11

- 2.1 2017–18 Snapshot 14
- 2.2 Performance and Purposes 16
- 2.3 Strategic Priority One: Build the Nation's Memory 17
- 2.4 Strategic Priority Two: Make Access Happen 27
- 2.5 Strategic Priority Three: Lead, Partner, Connect and Excel 36

GOVERNANCE AND ACCOUNTABILITY 43

- 3.1 Role 45
- 3.2 Legislation 46
- 3.3 Purposes 46
- 3.4 Organisation 46
- 3.5 Corporate Governance and Accountability 48
- 3.6 Summary of Financial Performance 54

FINANCIAL STATEMENTS 57

- 4 Audited Financial Statements 59

APPENDICES 93

- 5.1 Appendix A: The Council of the National Library of Australia and Its Committees 95
- 5.2 Appendix B: National Library of Australia Foundation Board 100
- 5.3 Appendix C: Staffing Overview 101
- 5.4 Appendix D: Gifts, Grants and Sponsorships 103
- 5.5 Appendix E: Grants and Fellowship Programs 105
- 5.6 Appendix F: National Library of Australia Fund 107
- 5.7 Appendix G: Notable Acquisitions 114

GLOSSARY AND INDICES 119

- Glossary 121
- Shortened Terms 122
- Compliance Index 123
- Index 125

FIGURES

- Figure 2.1 Percentage of Australian Published Collections Deposited in Print and Digital Formats, 2017–2018 18
- Figure 3.1: Organisational and Senior Management Structure, 30 June 2018 47
- Figure 3.2: Corporate Governance Structure, 2017–18 48

TABLES

- Table 2.1: Number of Australian Published Material Collected 2017–18 23
- Table 2.2: Percentage of Australian Published Material Collected 2017–18 23
- Table 2.3: Use of, and Engagement with, the Library's Collections 2016–17 and 2017–18 33
- Table 2.4: Number of Interactions with the Library Online 2017–18 35
- Table 2.5: Trusted as a Leader and Partner 2017–18 39
- Table 2.6: Variance of Actual Expenditure from Budget 2016–17 and 2017–18 39
- Table 2.7: Analysis from the APS State of the Service Report 2017–18 40
- Table 3.1: Premiums for Injuries Suffered, 2015–19 52
- Table 3.2: Library Expenditure on Advertising and Market Research, 2017–18 53
- Table C.1: Employment Status by Classification—Headcount Figures at 30 June 2018 101
- Table C.2: Workforce Demographic by Classification—Headcount Figures at 30 June 2018 102



INTRODUCTION

1.1 CHAIR'S REPORT

Almost 50 years ago—on 15 August 1968—the Library's beautiful and iconic building by the shores of Lake Burley Griffin was opened to the public for the first time. Championed by Sir Robert Menzies, who saw learning from the past to instruct and inform the future as a 'most tremendous process of the human mind', the Library's building has served generations of researchers from across the nation and the world. At the close of 2017–18, it is my pleasure to report on the ways in which the achievements of the last year have continued transformation of that service.



Visiting the Library's building continues to inspire and delight the half a million visitors who use astonishingly rich collections in our reading rooms; experience our exhibitions; attend one of more than a hundred annual lectures, book launches and musical and dramatic performances; browse the best of Australian publishing in our bookshop; or meet friends, colleagues and fellow students in our conversation spaces.

The desire to experience national treasures firsthand drives Australians from around the country and abroad to visit the National Library. Among these are senior and emerging scholars who are recipients of National Library of Australia Fellowships, Summer Scholarships and Asia Study Grants. Supported entirely through the generosity of private donors, 28 scholars spent between 4 and 12 weeks deeply immersed in the Library's rich collections, working alongside its expert staff. The diversity of their research reflects the astonishing diversity of the collections stored inside the walls of the Library—ranging from analysis of the making of Australia's postwar macro-economic policy, to consideration of the impact of climate extremes on emotional wellbeing, to the acute sense of failure experienced by Jesuits working in sixteenth-century Japan. These unique opportunities to pursue curiosity-driven research are highly prized, with recipients telling us that a National Library of Australia Fellowship has been their best research opportunity in decades.

From September 2017 to January 2018, more than 40,000 Australians experienced the power and beauty of *Journeys into the Wild*, an exhibition showcasing Peter Dombrovskis' magnificent photographs of Tasmanian wilderness. The Library holds the entire Dombrovskis archive of more than 3,000 transparencies. Seventy of these were selected to showcase Dombrovskis' superb technical talents and the magnificent landscapes he captured from the 1970s to 1990s. Many visitors described the exhibition as the most beautiful they had seen; 10,000 of them took home the Library's accompanying publication, which ran to three print runs.

Visitors also embraced the *1968: Changing Times* exhibition, which opened in March. The exhibition situates the opening of the Library in what was a momentous year—for the world, the nation and the national capital. The exhibition attracted one



Peter Dombrovskis (1945–1996)
Morning Mist, Rock Island Bend, Franklin River,
Franklin–Gordon Wild Rivers National Park, Tasmania c. 1980
 nla.cat-vn4707363

of the Library's largest launch crowds; more than 300 people sang along to special guests The Seekers, who officially disbanded in 1968 but have continued making music over the last 50 years.

In April, we launched Opening Our Doors, Creating the Future, a campaign to celebrate the 50th anniversary, and to communicate with the broadest cross-section of society about what their National Library holds, and what it can do for them. The campaign included onsite activities— Canberra's annual Enlighten festival was opened from the Library's doors—and offsite activities, including a parliamentary showcase in June which gave federal politicians the opportunity to experience both the Library's treasures and its digital innovation in their workplace. We reached out to the community via multiple channels: social media platforms; live streamed public events; Trove; and the Library's website.

The Library's core message in its fiftieth year in the building is that our digital leadership over decades means that Australians everywhere can open our doors, using and experiencing digital collections at an unprecedented scale. Last year I reported successful completion of the Library's Digital Library Infrastructure Replacement (DLIR) program on time and on budget. The Library's digital excellence, and the transformative power of this project, were recognised by the Australian Institute of Project Management, with the Library winning both its National Project of the Year and National ICT/Telecommunications awards in late 2017.

This was one of the Library's largest and highest priority projects over the preceding five years and, in its first year of operation, has delivered major benefits. Digital content available to Australians tripled over that period; digitisation efficiency increased up to fivefold; and a modest investment of \$15 million from within existing appropriation delivered an estimated net present value of \$105 million.

The Library's foresight in making this investment means that the value of the \$16.4 million made available by the Australian Government under the Public Service Modernisation Fund can be maximised. In the last year alone, the Library has digitised and delivered more than 12,000 pages of colonial manuscripts, the entire pre-1955 run of *The Bulletin*, more than 850,00 pages of the *Commonwealth of Australia Government Gazette*, and more than 12,000 maps. Almost one-quarter of the Library's superb oral history collection is now available online, with 3,000 hours of recordings made available in a single year. Cybersecurity and scalability of the Library's technology platforms have been improved, as have business continuity plans and procedures. Excellent progress has been made on redeveloping the Library's discovery platform Trove, with extensive consultation with partners and user groups across the country, and a development roadmap finalised.

Australians are hungry for the digital content Trove can deliver. Trove recorded 27.45 million visitor sessions last year, with use of digital collections increasing year on year. Use of physical collections also increased, clearly demonstrating that the Library operates as a truly hybrid library.

Mindful that Modernisation funding is finite, Council is closely monitoring the development of new business models aimed at increasing co-investment in Trove from partner institutions—no small challenge in a resource-constrained sector—and is developing new partnerships to continue growing digital content post June 2020.

One of those partnerships is National edeposit (NED), which builds up and out from the digital deposit solution developed as part of DLIR. In consultation with stakeholders, the Library has spent two years carefully considering the benefits and challenges of developing a single national platform for the growing proportion of Australian publications in digital format. This year, all state and territory libraries signed an agreement to jointly invest in this national infrastructure solution. Due for delivery in 2018–19, NED will mean that Australian publishers need to deposit just once to meet all legal deposit obligations; that Australia's digital publications will be securely managed and preserved for the very long term using the Library's infrastructure; and that they will be available to patrons of each participating library.

While this solution addresses collections of the future, we still face the task of unlocking the Library's superb physical collections, built up over decades, so that they are available to Australians everywhere. The Library has demonstrated its capacity to digitise and collect born-digital at scale, and to increase that scale if funding is available. Over the next year, Council will be actively pursuing partnerships to ensure that the Library's digital success continues into Trove's second decade.

I thank the Library's staff and executive team, very capably led by Director-General Dr Marie-Louise Ayres, whose passion for their work is evident to every visitor to the Library—whether in person or online. And I thank and acknowledge my fellow Council members Ms Alice Wong, Senator Claire Moore, Mr Douglas Snedden, Ms Jane Hemstrich, Ms Janet Hirst, Professor Kent Anderson, Mr Julian Leeser MP and Mr Thomas Bradley QC for their dedication to the Library and its work.

As my six years as Chair draw to a close, I am immensely proud of the passion and commitment that the Library staff dedicates to this truly remarkable institution. It has been my honour and a true privilege to be involved and to support this great and important work. Our National Library is a unique cultural institution that must collect, preserve and make accessible a collection that helps define the story of Australia and the Australian people. I want to express my deep gratitude to everyone at the Library, from staff to volunteers, who passionately dedicate their time to fulfilling this important work.



Ryan Stokes

1.2 DIRECTOR-GENERAL'S REVIEW

In 2018, when we celebrate 50 years in a building that thrills the hearts of all who work at the National Library, it is wonderful to report that the Library has hummed with activity over the last year.

Some of that activity has been extremely visible. In May, a complex project to replace the Library's marble fascia was completed. Years in the planning, and requiring careful management to minimise inconvenience to visitors, the crisp new horizontal lines topping the building belie the complexity of engineering and materials decisions required to keep the Library building in good trim for the next 50 years.



Visitors have enjoyed a rich smorgasbord of community activities in and around the Library. These included the spectacular opening of Canberra's 2018 Enlighten program from the Library's podium; the first of our Library Up Late evenings; our annual participation in National Simultaneous Storytime; and challenging and illuminating lectures, book launches and creative performances.

Over the last year, these onsite programs have increasingly been available to those far from Canberra. Live streaming of public lectures has extended our reach—expanding onsite audiences of hundreds into online audiences of thousands. A striking example was the dramatised reading of Joan Lindsay's *Picnic at Hanging Rock*, where the live stream attracted over 4,000 views, enabling people from across Australia and around the world to join those attending the event at the Library's theatre.

These new approaches aim to integrate the experiences of those who visit the Library in person, and those who visit the Library virtually.

Of course, much of what we do is not immediately visible. Some of it is the patient, continuous work of building our collections and caring for them for the long term. Some of it requires significant changes in culture and approach—for example, shifting our collecting emphasis from physical to digital in many areas of the collection—where the magnitude of the change may not become fully apparent for decades. Some requires expert knowledge of our complex digital architecture and its many interrelated components. Some requires bold innovation and the taking of calculated risks to achieve greater impact for the community we serve.

Indeed, expert knowledge, bold innovation and an ability to embrace change were hallmarks of the Library's Digital Library Infrastructure Replacement (DLIR) program, successfully delivered in 2017. They are also being marshalled to deliver maximum

value against the four-year Modernisation funding that is strengthening Trove; making digital content available at rates that previously could not have been dreamt of; and building ways to deepen and broaden engagement with Australians.

The Library was delighted that its strengths in both the physical and digital arenas were further recognised in the May 2018 Budget, with new funding associated with the 250th anniversary of James Cook's first Pacific voyage. This funding allows the Library to scale up its major exhibition, *Cook and the Pacific*, opening in September 2018. It will support significant international loans, new digital exhibition experiences and a strong public events program.

Welcome as these finite and tied-purpose budget allocations are, the Library—like all collecting institutions—faces significant challenges in storing and caring for its ever-growing collections, and serving increasing and increasingly diverse audiences, at a time of declining appropriation from government, and restrictions on how available appropriation can be deployed. We continue to work diligently and purposefully to maximise return on government investment, and to diversify our revenue streams to support the work of connecting with communities, and connecting communities with collections.

We also continue to advocate for effective and practical recognition that Trove provides essential research infrastructure for the humanities. Investment in Trove's platform and content has the potential to transform Australian humanities research. The Library remains open to funded opportunities to build capability to serve the research community, with a keen eye to those that will deliver benefits to the broadest possible cross-section of the community.

With the assistance of Council, in 2017–18 we reviewed the achievements and outcomes of the first ten years of the Library's fundraising program. We thank the Library's outgoing Foundation Board, and especially Chair Kevin McCann AM, for its energy and commitment, which ensured that the Library's treasures can be shared with all in its Treasures Gallery, and that major international exhibitions were supported by corporate philanthropy. In reviewing these achievements, and the changing philanthropy landscape, we have decided on a significant shift in approach and emphasis, which we hope will see even more of Australia's documentary heritage digitised and made available to all—not just those who can visit the Library's building by Lake Burley Griffin.

This speaks to a central theme of the Library's efforts over the last year, and in years to come: better serving the full diversity of the Australian community.

The Library's workforce is as diverse as the Australian population, with more than 26 per cent of Library staff born outside Australia, many in countries in the Asia-Pacific region. Along with the state and territory libraries, we are considering how best to invest our time and resources to strengthen regional relationships—through our collecting programs, through engagement with researchers and colleagues, with specific communities in our region, and with diasporic communities who have made new homes in Australia.

We are also committed to increasing our understanding of, and service to, Australia's First Nations peoples. This year marked an important milestone, with the appointment of the Library's first Indigenous Curator, Rebecca Bateman. We are also proud to have welcomed an increasing number of Indigenous people into our workforce and are humbled by their willingness to share their culture, knowledge and language. We continue to delve into our collections, finding the many hidden gems that connect past and present First Nations communities—including those that record Indigenous languages. And we are working towards our first Reconciliation Action Plan to formalise the many ways in which we foster the work of reconciliation and respectful engagement with First Nations peoples.

This is, of course, just one area of concerted endeavour by my Library colleagues, who have worked hard throughout the year to serve the Australian public. They have undertaken an astonishing variety of work with passion, intelligence, determination, grace and good humour. I thank every one of them.

None of this is work that we do, or indeed *can* do, alone. We are indebted to our many volunteers, friends and supporters. This year marked the twentieth anniversary of the Library's volunteer guides program. Three volunteers—Shirley Gollings, Jenny Hadlow and Judith Robertson—have been with us since the beginning of the program in 1998, introducing local, interstate and international visitors to our exhibitions and building. They are joined by more than 80 onsite volunteers who work behind the scenes and at front of house, and approximately 1,000 digital volunteers who correct text in our digitised newspapers and gazettes, improving Trove for all. Our volunteers are our 'family', and we thank them for their dedication to sharing our collections with our community.

We are also aided by the generosity of those who support us through personal giving. We are particularly grateful for several very generous gifts this year. They will support scholarship and understanding of our collections, and develop the capabilities of our experienced and emerging leaders.

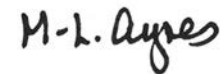
In all its work, the Library has been invigorated and championed by its committed and insightful Council members. They are essential to the Library's vibrant culture and give generously of their time and knowledge to help the Library meet its short-, medium- and long-term strategic challenges. We look forward to their continued engagement with our core purposes, which we have rearticulated for the 2018–22 period and are enshrined in our new Corporate Plan:

We collect today what will be important tomorrow.

We connect with communities, and connect communities with collections.

We collaborate with others to maximise the national impact of cultural collections.

In closing, I particularly thank our outgoing Chair, Ryan Stokes, who has served the Library with distinction for six years. Over that time, he has overseen the DLIR program from inception to completion, refurbishment of the Library's public spaces and replacement of the Library's marble fascia. He has ensured that the long-term needs of this beautiful building are systematically planned for. He has presided over spectacular international exhibitions—*Mapping our World* in 2013–2014, and *Celestial Empire* in 2016–2017—along with many local exhibitions, including *1968: Changing Times* in 2018. He has also championed Trove, and the benefits of large-scale digitisation of the Library's collections, across a wide range of forums. The Chair's love of collections has endeared him to all who work at the Library, and his razor-sharp focus on maximising return on digital investment, and constant advocacy about the quality and impact of the Library's work, will be long remembered.



Dr Marie-Louise Ayres



ANNUAL
PERFORMANCE
STATEMENT



**STATEMENT BY ACCOUNTABLE AUTHORITIES:
DEPUTY CHAIR AND DIRECTOR-GENERAL**

As the accountable authorities of the National Library of Australia, we present the 2017–18 annual performance statements of the National Library of Australia, as required under paragraph 39(1)(a) of the *Public Governance, Performance and Accountability Act 2013* (PGPA Act). In our opinion, these annual performance statements are based on properly maintained records, accurately reflect the performance of the entity and comply with subsection 39(2) of the PGPA Act.

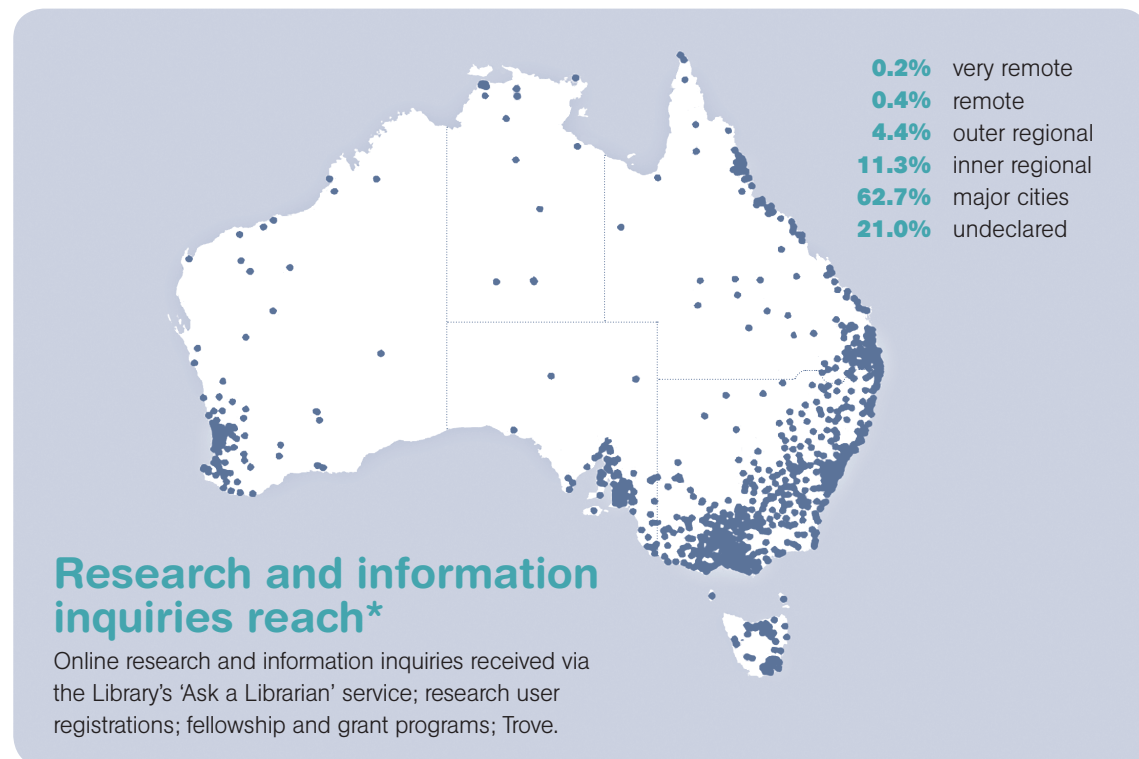
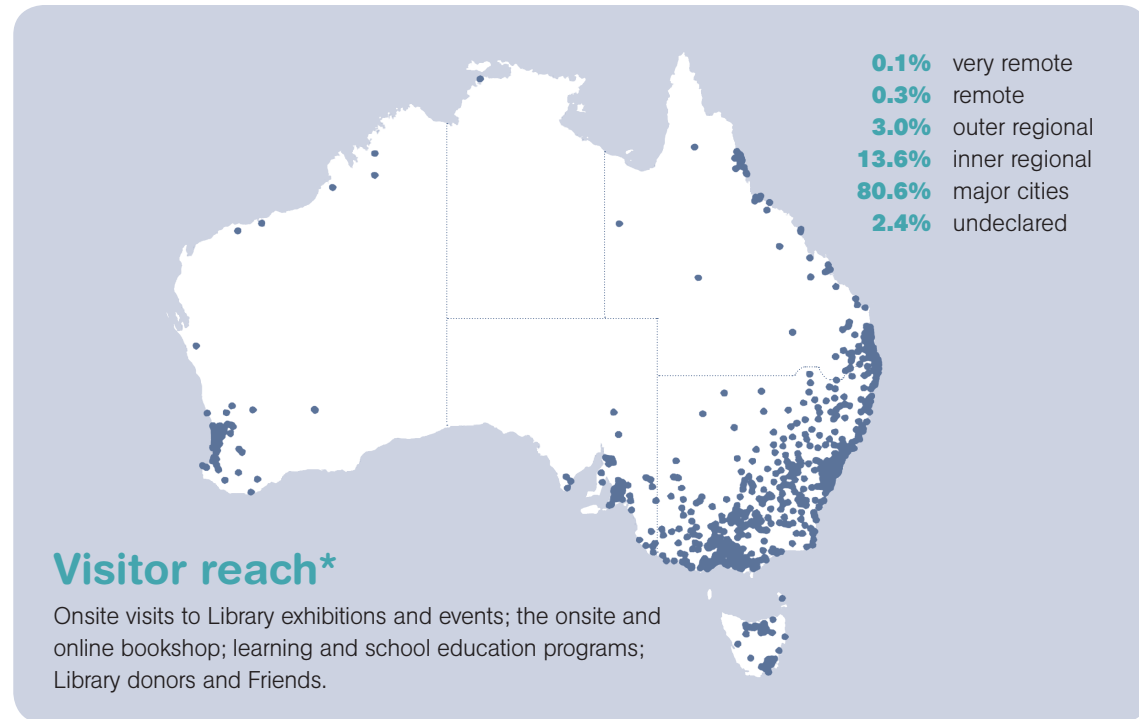
Ms Jane Hemstrich
DEPUTY CHAIR

13 August 2018

Dr Marie-Louise Ayres
DIRECTOR-GENERAL

13 August 2018

2.1 2017-18 SNAPSHOT



*Based on postcodes voluntarily supplied and grouped by Australian Bureau of Statistics Remoteness Area Codes

OUR PEOPLE



382 staff*
Median age of staff is **46.7 years**
86% of ongoing staff have worked at the Library for over five years
87 registered volunteers
Approx. **2,000** Friends of the National Library

OUR COLLECTIONS

Physical
Total 259 shelf km

HOUSING THE COLLECTIONS



Approximately 10 million collection items
In 2017-18

2.0-2.5 new shelf kilometres
99,679 new collection items

Digital
Total 5 petabytes

OF DIGITAL STORAGE



23,445 new items acquired in digital format

ACCESS AND USAGE



36.08m visits
TO NLA ONLINE

>**119,500** physical items delivered to users either in reading rooms or offsite via interlibrary loan or document supply

>**44,800** reference and information inquiries answered by Library staff



27.45m visits
TO TROVE WEBSITE

586.68m Australian and online resources available
24.78m newspaper pages freely available online
273.98m lines of text corrected

We operated from four buildings



The **main Library** building
Two offsite collection **storage repositories**
An office in the **Australian Embassy in Jakarta**

SOCIAL MEDIA



72,860 COMMENTS



58,865 TWEETS



11,543 FOLLOWERS



58 BLOG POSTS

We operated three reading rooms and two galleries IN THE MAIN BUILDING



Main Reading Room (including Newspapers and Family History Area)
Special Collections Reading Room (including the Petherick Reading Room)
Asian Collections Reading Room
Treasures Gallery
Exhibition Gallery

VISITORS

545,666 ONSITE VISITORS



Our staff delivered onsite programs including
130 public events
670 volunteer-led tours
155 organised school programs
33 learning programs

762,353 OFFSITE VISITORS

Our visitors included
270,967 reading room visitors
135,146 visitors to our exhibition galleries
72,132 visitors to events*
7,536 school students

*Average full-time equivalent

†For the first time, figures include visitors to free and paid public events (including the Enlighten festival)

2.2 PERFORMANCE AND PURPOSES

This section reports on performance outcomes against the 2017–18 Corporate Plan and Portfolio Budget Statements.

PURPOSES

The National Library of Australia was established by the *National Library Act 1960*.

The Library ensures that documentary resources of national significance relating to Australia and the Australian people, together with significant non-Australian library materials, are collected, preserved and made accessible through the Library and through collaborative arrangements with other libraries and information providers.

By offering a strong national focus in all that we do, and cooperating with others who share our goals, we support learning, creative and intellectual endeavours, and contribute to the continuing vitality of Australia's diverse culture and heritage.

The Library has three strategic priorities:

- build the nation's memory
- make access happen
- lead, partner, connect and excel.

2.3 STRATEGIC PRIORITY ONE: BUILD THE NATION'S MEMORY

In 2017–18 the Library's priorities were to:

- enable Australians to explore and understand their diverse social, cultural and intellectual histories by collecting, describing and preserving Australian publications and unpublished collections—in print and digital forms—so that they can be enjoyed by current and future generations
- build a rich collection of print and digital resources that enable learning, research and understanding of the Asia–Pacific region and Australia's place in the world.

FOCUS ACTIVITIES AND RESULTS ACHIEVED

- Leverage the Library's new digital library platform to efficiently build, manage and preserve Australia's digital documentary heritage; and ensure collecting and collection management workflows are continually improved
- Continue and consolidate the successful implementation of digital collecting policies and systems by engaging with Australian publishers and building scale in digital collecting

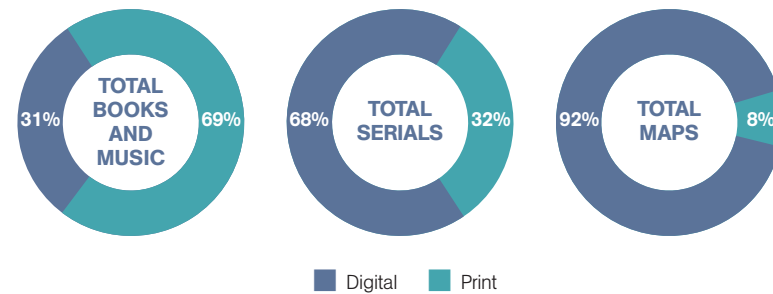
The achievement of the Library's current strategic collecting priorities has been transformed by the availability of a fit-for-purpose digital library platform. The digital library collections system continues to deliver business benefits. These include: streamlined, clever workflows creating operational efficiencies in managing growing volumes of published and unpublished digital content; improved user interfaces for publishers and donors depositing digital materials; and the fulfilment of the Library's core mission to preserve the nation's digital record and prevent its loss.

Building Scale in Digital Collecting

In the second full year of electronic legal deposit, the proportion of digital publications deposited with the Library continues to increase. In 2017–18, 31 per cent of new books and music deposited were in digital form, compared with 26 per cent the previous year. Just under 70 per cent of new serial titles deposited were digital, maintaining the similarly high level seen in 2016–17. This figure was much higher for maps; over 90 per cent of maps deposited with the Library in 2017–18 were in digital form.

The growth of digital publishing in Australia will ultimately determine the volume of digital material collected by the Library. Nevertheless, there can be no doubt that the digital library platform's streamlined edeposit interface, and its capacity to accept the automated deposit of multiple items, has made it much easier for publishers to deposit new works. Altogether, 56 per cent of all books, serials and maps deposited with the Library in 2017–18 were in digital form.

Figure 2.1: Percentage of Australian Published Collections Deposited in Print and Digital Formats, 2017–18



Managing and Preserving Australia's Digital Documentary Heritage

New digital collecting workflows facilitate rapid, large-scale processing and considerably reduce the time spent by Library staff in managing metadata creation. Batched processing workflows support direct and automated transfer of metadata and files from publishers and contributors, requiring minimal intervention from Library staff. In 2017–18 new functionality was implemented, enabling large quantities of newly received digital maps to flow through to digital preservation, including almost 16,000 digital maps deposited, in two transactions, from two state government map publishers (the Queensland Department of Natural Resources, Mines and Energy, and the Western Australian Land Information Authority). Over 30,000 digital maps received since the introduction of edeposit in February 2016 were also added to the managed digital preservation environment where all of the Library's digital deposit collections are held safely and accountably.

Engaging with Australian Publishers

While Australia's 3,000 or more publishers are a diverse group—large and small, for-profit and not-for-profit—they are all required to meet their legal obligations by lodging new publications with the National Library. The Library has a long history of collaboration with publishers and provides a number of publisher services, including edeposit, the ISSN service and the Prepublication Data Service.

Such services extend the relationship beyond one of merely compliance with the law. Library staff regularly contact publishers to introduce digital deposit, answer questions and solve problems. Staff also work with publishers who wish to deposit multiple titles or who have complex digital content. A new release of the edeposit software in August 2017 also streamlined and improved several administrative processes for publishers.

Many mainstream publishers have also begun depositing their backlist ebook titles—that is, electronic works published in earlier years which the Library may already hold in print form. The Library worked successfully with publishers Pearson Australia, HarperCollins and Harlequin Australia to establish bulk deposit workflows for backlist titles. In February 2018, HarperCollins deposited their complete back catalogue of 1,967 titles in a single transaction, while 564 ebooks from Harlequin Australia, a division of HarperCollins which publishes romantic and young adult fiction, were received in June.

Unsurprisingly, the Library has observed an interesting trend in the patterns of how publishers are depositing material. While many generally deposit print materials frequently and regularly, by contrast they tend to batch up a number of electronic items for deposit and submit them irregularly, requiring staff to work more closely with publishers to ensure a seamless deposit process.

Prepublication Data Service

Established in 1971, Cataloguing-in-Publication (CiP) is one of the Library's oldest services for publishers, providing authoritative bibliographic metadata for use in their published work. In November 2017 the service was officially relaunched as the Prepublication Data Service: a newly repurposed and modernised platform, developed in consultation with publishers and after extensive user testing.

Publishers are now able to lodge details of forthcoming works through an easy-to-use interface which exports the data automatically to Libraries Australia and Trove, where users can find it within 48 hours of submission. Publishers can also add their own subject descriptions to their notifications, increasing the richness of the work's prepublication record and the chances that it will be discovered by book buyers. The records are used and upgraded by Library staff once the legal deposit copy of the book has been received.

Publishers readily accepted the changed service and saw it as providing a benefit to them, enabling their prepublication information to be widely distributed to the Australian community through Trove.

*YES/NO
collection display
out tonight ...
I'm in the YES
paraphernalia ...
makes me almost
more proud seeing
these than knowing
that my actual
publications are
in the collection.*

VISITOR TO
LIBRARY UP LATE

Web Archiving

The Library's web archiving program includes both selective web archiving and annual harvests of the whole Australian web domain, including government websites. In 2017–18 the annual whole domain harvest captured 78 terabytes of data or around 992 million files, adding to a total web archive collection of around 625 terabytes of data or more than 9 billion files.

Together with partner cultural organisations, the Library also selected around 20,000 new instances of archived websites and web documents for the collaboratively curated PANDORA digital archive. This added a further 9 terabytes of data or 140 million files to the Library's web archive holdings. This year's collection included 122 websites, online statements and open letters relating to the 2017 marriage equality debate and postal survey.

Looking to the People: Connecting and Collecting with Communities

'Crowdsourcing collecting'—that was how the Library gathered a unique and diverse collection of printed and digital ephemeral materials documenting Australians' response to the Australian Marriage Law Postal Survey held between 12 September and 7 November 2017.

The Library put the call out through social and traditional media channels, drew on personal networks and made direct approaches to lobby groups asking people to help gather campaign material disseminated to influence the vote and stimulate the debate. The Library's Twitter account achieved its highest ever reach of over 500,000 people. The result was a torrent of printed leaflets, posters, banners, badges, objects, websites and more, gathered up and willingly sent in to the Library by communities, groups and individuals across Australia and beyond.

The Library was widely praised for this initiative at such a significant moment in Australia's social history. In 2018 a number of the collection items, both 'for' and 'against', were exhibited at the Library. Some of the visitors who saw the display had sent in featured items, a moment of validation that publicly demonstrated the Library's commitment to this very national collecting project.

The overwhelming response to the Library's call-out clearly demonstrates that many Australians view the collecting of this campaign material as an important endeavour. Thanks to the Library's foresight in collecting and preserving such material, future Australians will be able to better understand how this significant moment in our shared social history unfolded.

Around 16 per cent of the titles archived in PANDORA are recorded as being no longer online at the original 'live' site. This demonstrates that PANDORA is an increasingly important and unique resource for users seeking historical information in the digital sphere and validates the Library's initiative and foresight in establishing the archive over 20 years ago.

- Complete development of systems and workflows for acquiring and managing large personal, organisational and photographic archives, in paper-based and digital forms

In past years, the Library has faced significant challenges in undertaking the resource-intensive work of acquiring and describing large archival photographic collections. The integration of ArchivesSpace (the collection management system for pictures, manuscripts and other special collections) into the digital library systems, and the development of capabilities for bulk ingest of metadata and digital materials has simplified this process. Library staff can now transform physical and content descriptions provided by donors into finding aids, which help staff manage collections and enable researchers to more easily access collection items. In 2017–18 the Library acquired and processed two major photographic archives thanks to these new bulk ingest processes: around 160,000 photographs, negatives, slides and prints created by photojournalist Penny Tweedie, and 100,000 individual items in the photographic archive of Jeff Carter, widely regarded as one of Australia's most influential documentary photographers. Prior to the implementation of the digital library platform, it would have taken much longer—at least five years—to process such large collections to a comparable level.

This same technical integration means that the Library can now preserve audio and moving image content in its manuscripts collections. Staff can upload data held in finding aids from ArchivesSpace to automatically create records, which can then be used to manage long-term preservation and access. Audio cassettes from the collection of poet, playwright and gestalt therapist Laurence Collinson, for instance, were preserved in early January 2018, making this unique content available to the Australian public.

In 2017–18 the Library completed the migration of a large number of time-pointed interview summaries to managed digital storage. Time-pointed summaries allow online users to navigate quickly through an interview to specific points in the audio recording. Prior to DLIR, the existing upload, ingest and online release workflow for transcripts involved a series of complex and resource-intensive steps. Using the new workflow, staff uploaded 8,361 hours of time-pointed transcripts to managed storage over a nine-month period. To put this into perspective, up until the project commenced, it has taken eight years to process 2,573 hours of transcripts. Going forward, all newly generated summaries will be processed and securely stored on managed storage as one continuous acquisition workflow.

- Develop an applications and infrastructure roadmap to effectively integrate cloud-based collection management products with the Library's digital ecosystem

The Library relies on technology for day-to-day operations and to deliver digital services used by the public, its partners and customers. As business requirements change, and user demands increase, its applications and infrastructure must also evolve to meet current and future needs. In 2017–18 the Library developed a comprehensive Technology Roadmap to align business and technology strategies and identify the desired future state for the Library's technology infrastructure and capability. Guided by the roadmap, the Library will modernise hardware and software infrastructure. Applications will be streamlined and simplified and, with the adoption of cloud-based and machine-learning technology, the Library will begin delivering the transformation of the Library's technology systems.

- Replace critical storage equipment at the Library's Parkes site as it reaches the end of its useful life, and establish longer term arrangements to accommodate collection growth beyond 2019

Secure and efficient collection storage arrangements continue to be a high priority for the Library as it faces full capacity within the next two to three years. The Library stores its collections in its main, public building in Parkes, and in two offsite repositories in Hume. The Library's physical collections continue to grow at an average rate of 2.0–2.5 shelf kilometres per annum, including 400 metres per year for manuscripts alone.

In 2017–18 the Library took measures to maximise available space at the Parkes building and improve storage and retrieval workflows. Staff were relocated so that sections of the building could be reconfigured as storage space, and the Library developed detailed specifications for shelving configuration to ensure the most efficient use of this area. Installation of five kilometres of storage compactus will be completed by late 2018.

Plans are also under way to move collections that receive moderate use, such as overseas monographs, offsite. To facilitate efficient retrieval, more-frequently used collections will remain onsite at Parkes. Parts of the collections are also being barcoded.

In 2006, when the Library's Hume repository opened, it was predicted that additional offsite storage would be required by 2012. Efficient storage strategies have now extended this date to 2019–20. However with no further storage efficiencies available, the Library is exploring multiple options for additional offsite storage.

PERFORMANCE MEASURES FOR 'BUILD THE NATION'S MEMORY'

Table 2.1: Number of Australian Published Material Collected 2017–18

Performance Measure	Actual	Target
# of Australian published material collected, including digital	28,912	33,000

This performance measure is taken from the 2017–18 Portfolio Budget Statements, Program 1.1, Table 2.1.2, page 195; and the 2017–18 Corporate Plan

The number of Australian publications collected through legal deposit, including digital, is 12.4 per cent below the target but 2.5 per cent above the same period last year (28,207). The 2017–18 target of 33,000 was ambitious and success dependent in part on the acquisition of bulk content via edeposit. The target was not met principally due to the delayed receipt of anticipated material.

Table 2.2: Percentage of Australian Published Material Collected 2017–18

Performance Measure	Actual	Target
% of Australian published material collected, including digital	83	85

This performance measure is from the 2017–18 Corporate Plan

Sampling against publisher databases indicated that the Library acquired, on average, 83 per cent of Australian published materials. Although this is 2 per cent below the target of 85 per cent, the Library made improvements between January and June 2018 where sampling confirmed acquisition of 85 per cent Australian published materials.

Qualitative Evaluation

Collection Depth and Breadth Relative to the Needs of Researchers

Target Group: Intensive Users of Digital Collections

The Library's digital collections are delivered through Trove, providing free online access to newspapers, books, journals, pictures, photographs, maps, manuscripts, ephemera and sound and audiovisual recordings. A survey of intensive users of these collections confirmed that they are considered highly relevant and are very well regarded by the research community. Newspaper collections were the most heavily used, followed by image collections and



Major Acquisition: Blaeu Map Cartouche

In 2013 the Library acquired for its maps collection the significant *Archipelagus Orientalis, sive Asiaticus* (Map of the Eastern or Asian Archipelago) by Dutch Golden Age mapmaker Joan Blaeu. Displayed in the Library's *Mapping Our World* exhibition in 2013–2014, the wall map proved a hit with visitors; donations received during the show funded the map's extensive conservation work, completed in June 2017.

In the second half of 2017, the Library was made aware of the availability of a significant companion piece to the map—a rare drawing for the map's main title cartouche (the illustrated frame surrounding the map), used in its engraving in 1659. The pencil and ink transfer drawing was completed by artist Pieter Jansz, a noted *konstig glasschrijver* (designer of stained glass windows) and highly skilled draughtsman who produced decorative designs for Dutch maps and atlases.

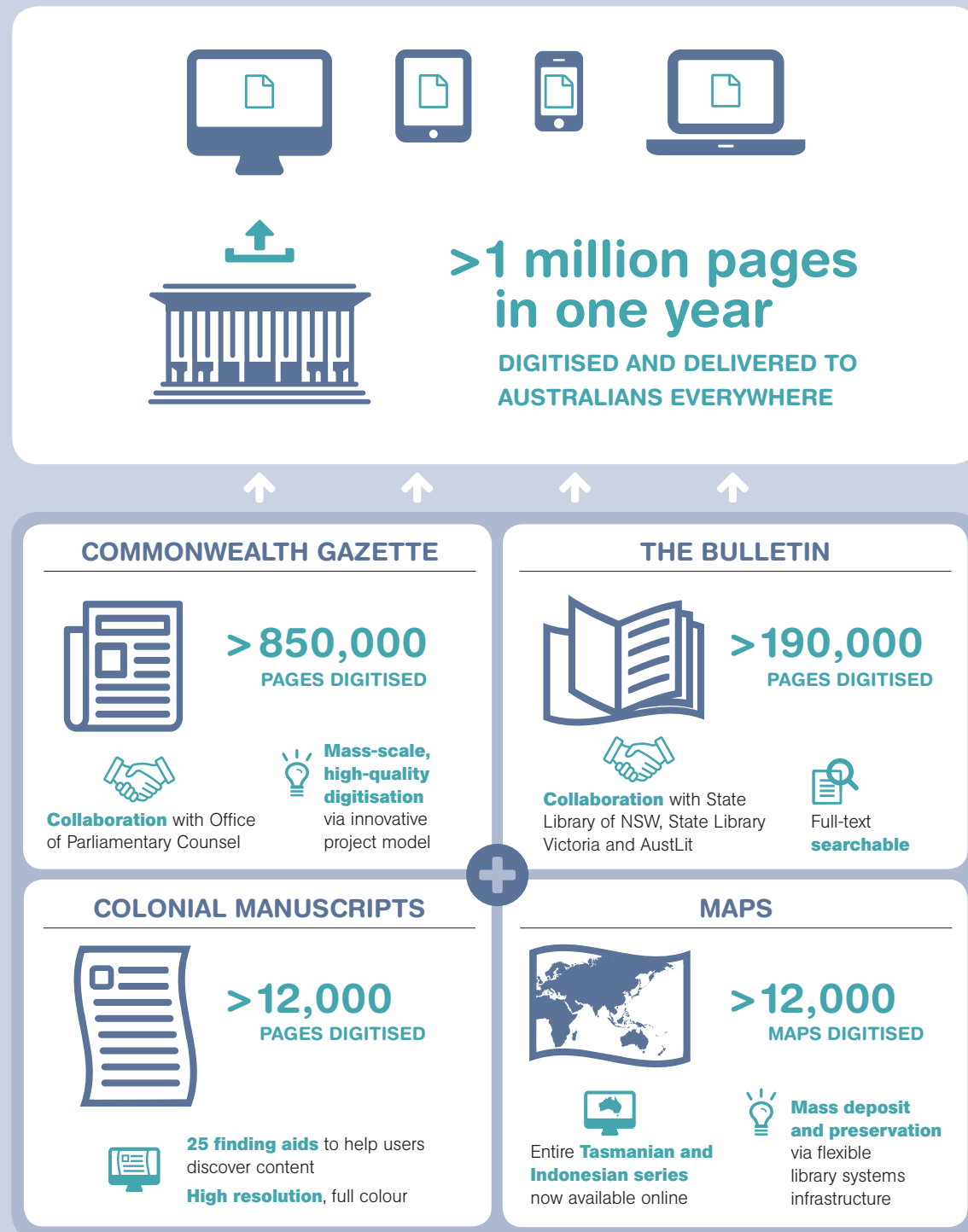
The Library has now acquired the drawing, a testament to its standing in the global map community. The cartouche will be displayed alongside the Blaeu wall map in the Library's Treasures Gallery, bringing the two objects together for the first time in nearly 360 years. While the map itself details the geographical extent of Dutch influence and mapping of Australia, the title cartouche symbolises power and trading relationships in the region. Together, they provide the most complete understanding of Australia's physical cartography and situation prior to its mapping by James Cook.

Peter Jansz (1602–1672)
 Design Drawing for Blaeu Wall Map of New Holland 1659
 nla.cat-vn7767212

digital books. The survey revealed low usage of Trove's music zone and potential to increase the profile and usage of the Library's extensive oral history collection.

Respondents are using the online collections for diverse purposes. While historical research and family history are significant drivers, users also turn to Trove to support research in the creative arts, literature, politics, science and technology. Around 40 per cent of professional researchers indicated that they were using computational methods with large datasets, varying from statistical analysis to matching historical data about people. Seven per cent of respondents indicated that they were researching Aboriginal and Torres Strait Islander history and culture, confirming a noticeable trend in collection requests. Finally, the survey found that while online collections are facilitating unprecedented research methods and knowledge, the appetite for more digitised content continues to grow; respondents, across the board, were keen for more collection material to be brought online.

MODERNISATION FUND ACTIVITIES: 2017–18



2.4 STRATEGIC PRIORITY TWO: MAKE ACCESS HAPPEN

In 2017–18 the Library's priorities were to:

- transform Australian lives by connecting communities to their national collection through vibrant onsite and online programs and services, developed with strategic partners and harnessing new opportunities in the digital environment
- build respectful relationships with Indigenous communities, connecting communities with collections relating to their rich and continuing cultural heritage
- facilitate and participate in the creation of new knowledge and works of imagination.

FOCUS ACTIVITIES AND RESULTS ACHIEVED

- Implement projects supported through the Public Service Modernisation Fund to deliver the first tranche of new aggregated and digitised content

The Public Service Modernisation Fund of \$16.4 million over four years is supporting innovation, productivity improvements and efficiencies in four areas: digitisation; digital engagement; infrastructure; and collection access and control.

With this support, together with state-of-the-art technology and clever collaborations with other organisations and contractors, the Library has increased its digitisation outputs and delivered projects (see page 26) that would otherwise extend over several years.

- Implement projects supported through the Public Service Modernisation Fund to update Trove delivery, discovery and engagement services to enhance user engagement with the Library's content by exploring emerging digital channels and platforms

To ensure that Trove can continue to play a transformative role into the next decade, the Library commenced a multi-year work program to refresh the brand, improve the look and feel of the service, improve discoverability and strengthen Trove's capacity to connect Australians to local and national collections.

This year Library staff focused on completing analytical work and improving infrastructure and services underpinning key functionality. The Library also undertook an extensive stakeholder consultation program with representatives from Australia's collecting sector, and established a community of practice to provide ongoing feedback about the Trove refresh program.

Projects completed in 2017–18 included the upgrade of the Application Programming Interface (API) of Trove, improved metrics to enable Trove usage to be closely monitored and analysed, and the integration of large biographical databases. The integration of the databases into Trove is helping researchers discover and build comprehensive biographical listings for Australians from the eighteenth, nineteenth and early twentieth centuries, including Aboriginal and Torres Strait Islander people. A substantial part of the analysis and preparation work for Trove's design, navigation and brand refresh was also completed, and is informing the development of a revitalised Trove user interface.

- Implement projects supported through the Public Service Modernisation Fund to review and improve business continuity, disaster recovery and cybersecurity

With greater reliance on technology by users and partners, and the expectation that the Library's digital services are always available, the Library reviewed its business continuity, disaster recovery and cybersecurity capabilities. The review and subsequent measures will ensure that the Library's digital services and national infrastructure meet availability expectations, and that systems, data and collections are managed securely and accountably.

Business Continuity and Disaster Recovery

In past years the Library has considered setting up a secondary data centre; however, the upfront investment and ongoing costs rendered this option unaffordable. To date, the Library has managed and mitigated risks as far as possible within existing resourcing.

In 2017–18 the Library reviewed information technology disaster recovery capabilities and processes. Critical applications and infrastructure were identified, as well as the impact of outages on other services. The Library developed options for improving business continuity arrangements and the availability of systems, and commenced interim improvements. The future viability of cloud and disaster recovery solutions is being explored and scoped.

Cybersecurity

The Library has made significant progress towards meeting the Australian Signals Directorate Top 4 requirements and improving against the Essential Eight Maturity Model (which details mitigation strategies). This year the Library improved mitigation strategies to prevent cybersecurity incidents and, should they occur, to limit their extent.

The Library carried out plans to move towards being mostly aligned (Maturity Level Two) with the mitigation strategy. The aim is to be in a position to assess residual risks and the costs and benefits of full alignment (Maturity Level Three), and to identify future priorities.

- Appoint an Indigenous Curator to strengthen connections between Indigenous communities and Library collections that document their continuing and vibrant culture

Ms Rebecca Bateman was appointed as the Library's first Indigenous Curator on 8 January 2018. Her first priority as Indigenous Curator has been to build networks with Indigenous communities, colleagues, and galleries, libraries, archives and museums across Australia. She participated in the Preserve, Strengthen and Renew in Community workshop held at AIATSIS, which reviewed a project to identify and repatriate culturally significant material. The workshop was an opportunity to build Library capabilities and relationships with members of the Kiwirrkurra, Karajarri and Bidjandanga communities. Ms Bateman has also been working on building collaborative relationships with the local Ngambri and Ngunnawal Indigenous communities.

In March, the Library hosted a visit by 13 Indigenous (mostly Wiradjuri) women to view materials from their country, around Wellington in New South Wales. The visit resulted in a sharing of invaluable cultural information, including language names for places that will be included in the Library's catalogue records, and connections between the community and the collections.

- Use the 50th anniversary of the opening of the Library building to engage the Australian community with the Library's collections and services

In 2018 the landmark Library building reached its half-century. Located on the shores of Lake Burley Griffin, the building was opened on 15 August 1968 by prime minister John Gorton. When the building opened it was the first time since the Library moved to Canberra in 1927 that all of the collections and staff were located in one building.

The building does help to convey ... the important purpose of the Library and its national mission ... as one of the important repositories of our knowledge and our history ... The National Library is at the cutting edge of not only national institutions but international institutions when it comes to the digitisation of its collection and making it available to the nation.

SENATOR THE HON. MITCH FIFIELD
MINISTER FOR COMMUNICATIONS AND THE ARTS,
SPEAKING AT THE PARLIAMENTARY SHOWCASE

TROVE @
TROVEAUSTRALIA

Today at the @nlagovau's #Parliamentary Showcase, we had the pleasure of hearing @Peter_Fitz describe Trove as 'the glowing embers of the national campfire'! How brilliant.

PETER FITZSIMONS
RETWEETED

TROVE @
TROVEAUSTRALIA

PETER FITZSIMONS
@PETER_FITZJUN 20

I blush. But I meant every word. Absolutely love Trove—as do my researchers.

For all of us trying to understand what happened in Australia way back when, Trove is absolutely priceless. Most impressively, it is an Australian invention, now being copied around the world.

PETER FITZSIMONS
LIBRARY AMBASSADOR

To mark the anniversary, the Library presented the exhibition *1968: Changing Times*. Launched by members of The Seekers, the exhibition places the National Library's opening in the context of world and national events.

In April the Library also marked the launch of the 50th anniversary ambassadors program by introducing five ambassadors: writers Kaz Cooke, Peter FitzSimons, Dr Anita Heiss, Benjamin Law and Garth Nix. Since their appointment, the ambassadors have attended and spoken at a number of Library events. They continue to share information about the Library and its collections with their large contingent of social media followers.

A parliamentary showcase, held on 21 June and supported by Council members Senator Claire Moore and Mr Julian Leaser MP, took the Library and some of its extraordinary collections to Parliament House.

- Develop a major exhibition and associated public programs for delivery from August 2018 to generate broad public discussion about Captain James Cook and his voyages of exploration

The Library has been allocated tied, special-purpose funding of \$4.63 million over four financial years for activities relating to the 250th anniversary of Captain James Cook's first Pacific voyage. This funding will support *Cook and the Pacific*, a major exhibition opening in September 2018; and creation of a digital platform in partnership with the National Museum of Australia and the Australian National Maritime Museum.

This welcome funding allowed Library staff to explore and pursue new opportunities around the exhibition and associated public programs. Significant objects are being loaned from the British Library, the National Archives (United Kingdom), the Natural History Museum (United Kingdom), the Victoria and Albert Museum (United Kingdom), the Royal Society (United Kingdom), Captain Cook Memorial Museum Whitby (United Kingdom), Bernice Pauahi Bishop Museum (Hawaii), Museum of New Zealand Te Papa Tongarewa and the Alexander Turnbull Library (New Zealand).

During the year, the Library consulted First Nations communities in Australia and the Pacific about exhibition content, which will underpin a respectful, inclusive presentation of First Nations communities in the exhibition. In Australia, these included representatives of the Ngunnawal, Ngunawal and Ngambri peoples of the Canberra region; the Guugu Yimithirr of Cooktown; La Perouse Local Aboriginal Land Council; Ulladulla Local Aboriginal Land Council; Sydney Metropolitan Local Aboriginal Land Council; and peoples of Cape York.

- With the Library's Foundation Board, seek philanthropic donations to support the Library's research fellowships and scholarships program for 2018–19 to 2020–21

In 2017–18 the Library's research programs continued to grow as a result of generous philanthropic support. Eight National Library of Australia Fellowships for senior researchers were awarded, as were 1 Fellowship in Curatorial Research, 2 Creative Fellowships, 5 Summer Scholarships for PhD students and 12 Asia Study Grants. Researchers forged new ties with the research community and made new discoveries within the Library's collections.

Library Fellow Dives into Digital Collections

The Library's DLIR program, completed in 2017, has seen the conversion of much of the Library's traditional, physical content to digital form—transforming how researchers and other users discover, consume and engage with its vast collections.

One of the 70,000 daily users reaping the benefits of this freely available content is Library Fellow Dr Rebecca Jones. In 2017, she delved into the Library's rich digital collections to extend and deepen understandings of Australia's climate extremes and their impacts.

Each year, thanks to the generosity of Library sponsors and donors, up to 11 advanced researchers are awarded the opportunity to immerse themselves in the National Library's collections. Library Fellows spend 12 weeks in a 'deep dive' of the Library's collections in search of new insights into an astonishing range of areas.

Supported by Deidre McCann and Kevin McCann AM, and Macquarie Group Foundation, Rebecca researched the intriguing topic *Crazy Weather: The Physical and Emotional Effects of Climate Extremes 1910s–40s*.

Her project probed most subsets of the collection, with a focus on the vast records of the Australian Inland Mission. Online finding aids helped her identify sources relating to 'heat', 'dust' and 'flood'. A series of historical annual weather maps (found, Rebecca says, 'when prowling the maps collection') enabled comparison of personal accounts with statistical extremes. Finally, the Library's image collection, much of it digital, proved to be a rich vein of information for this multi-layered project.

Rebecca's public presentation, featuring a number of the images, was live streamed, with almost 1,000 people tuning in to learn about her research and the Library's collections. Rebecca is continuing to build on her fellowship by accessing the Library's collections remotely from her home in country Victoria.

Very early on in the fellowship I realised how fabulous and extensive the image collection was. I had assumed images would be only a small part of my research but [they] ended up being central.

DR REBECCA JONES
LIBRARY FELLOW

New donors continue to support research fellowships; donations included a generous gift to support National Library of Australia Fellowships in memory of former Library employee the late Averill Edwards.

Creating a sustainable foundation for research grants has been a priority for the Library, with philanthropic support for fellowships concluding this year. As Mr Ryan Stokes' term as Chair of Council came to an end, he announced an extraordinary gift from the Stokes family of \$1 million. This gift will provide three annual fellowships for researchers for the next ten years. Announcing the gift, Mr Stokes said the Library 'stores the history of our nation'.

- Participate in, and influence governance and funding deliberations arising from, the 2016 National Research Infrastructure Roadmap to ensure continued and effective scholarly access to large-scale digital content managed by the Library

Through Trove, the Library plays a central role in supporting infrastructure for humanities research. Trove's digitised collections, especially newspapers, have spawned new methods of research, using interrogation of large volumes of text to identify patterns, or quickly identify resources previously lost from view.

Given this central role, the Library actively participated in the development of the Australian Government 2016 National Research Infrastructure Roadmap and provided input for subsequent proposals for the humanities and Indigenous research platforms. These proposals were not fully funded through the 2018 Research Infrastructure Investment Plan, although some funding has been allocated in 2019–20 for further scoping work.

In light of the limited outcomes for humanities, the Library is reviewing its ongoing investment in the roadmap process, although it continues to be a strong advocate and to seek opportunities to improve research infrastructure. For example, the Library provided advice to inform the development of the National Research Data Cloud (a cross-disciplinary initiative to store and share research data), and is a partner to the Humanities and Social Sciences Data Enhanced Virtual Laboratory (HASS DEVL), which is bringing data, tools and services into a shared space. As part of the latter project, Library staff contributed to the development of tools such as transcription and identity analysis methods for researchers working with large humanities datasets. The result has been increased findability of Aboriginal and Torres Strait Islander languages and identified people in digitised gazettes.

PERFORMANCE MEASURES FOR 'MAKE ACCESS HAPPEN'

Table 2.3: Use of, and Engagement with, the Library's Collections 2016–17 and 2017–18

Performance Measures	2017–18	2016–17
% change in the use of the collection: physical	7.0	–8.2
% change in the use of the collection: digital	8.0	–5.7
% change in participants engaging with the Library	6.8	1.4

These performance measures are from the 2017–18 Corporate Plan

Revealing Hidden Fiction with Trove

In a world first, literary historian Dr Katherine Bode and bibliographer Carol Hetherington have used Trove to create To Be Continued: Australian Newspaper Fiction Database—a searchable database of over 21,000 novels, novellas and short stories published in Australian newspapers in the nineteenth and early twentieth centuries.

Katherine and Carol created the database by using targeted keyword searching and the Trove API to extract the many works of fiction hidden within Trove newspapers.

The database makes visible an incredible array and variety of fiction—including thousands of titles from Britain and America; translated French and German fiction; and stories from as far afield as Austria, Canada, Hungary, Italy, Japan, the Netherlands, New Zealand, Russia and Sweden.

The database has already resulted in a number of important research discoveries, including the identification of previously lost fiction by Australian authors and the discovery that provincial newspapers published more fiction than their metropolitan counterparts. It has also allowed a critical re-evaluation of the types of stories written in the nineteenth and early twentieth centuries.

The database was added back into Trove to create new links to serialised fiction, which users can now seamlessly discover, read and correct.

It also inspired the formation of the online Trove Book Club, which discusses a story from the database each month on Trove's forum, Facebook and Twitter feeds.

Literary historians have long been aware of the importance of newspapers to the history of reading and publishing in Australia. But the size of the newspaper archive meant we've previously had little idea of the types of stories published ... Trove changes this situation dramatically, allowing us—for the first time—to discover fiction in Australian newspapers in a systematic and large-scale way.

DR KATHERINE BODE
TROVE BLOG,
28 FEBRUARY 2018

In 2017–18 there was a 9 per cent increase in the number of physical items delivered onsite compared with 2016–17 (94,168 compared with 86,049). While this increase was seen across all the collections, there was particularly strong growth in the use of the Library's special and Asian collections. The number of items requested from special collections (which includes maps, oral histories, manuscripts, rare books and other unique or rare materials) was up by 27 per cent, while the use of Asian collections increased by 26 per cent. The increase in the use of the printed collections is the first upward trend for nine years and is consistent with increases for Main Reading Room visitation, reader registration and onsite inquiries.

Over the year, use of the Copies Direct service to obtain digital copies of collection items increased by 9 per cent. There was a 19 per cent increase in the number of pages supplied through the service, indicating that users are requesting more lengthy items. Requests for interlibrary loan material,

Sorry Day: A Stolen Generation Story

When author Coral Vass approached NLA Publishing with her idea to tell the story of the Stolen Generation, the award-winning children's publisher recognised an important opportunity to share this part of Australia's history with its youngest readers and, in turn, strengthen the Library's commitment to building respectful relationships with Indigenous communities.

NLA Publishing's children's book *Sorry Day* is a collaboration between Coral and illustrator Dub Leffler, a descendant of the Bigambul and Mandandanji people of south-western Queensland.

It tells of a little girl, Maggie, and her mother, as they watch the prime minister deliver his apology on behalf of the Australian Government on 13 February 2008. In a parallel story, some 60 years earlier, we see a group of young Aboriginal children play hide and seek on the fateful day they are taken from their families. Through these beautifully illustrated stories, children learn about loss, grief and injustice and the journey towards reconciliation, hope and healing.

Establishing the right tone for young children was especially important. The Library's publications team worked closely with Dub and Coral to ensure that the book would be a valuable resource for children, families and teachers.

Sorry Day was launched on National Sorry Day, 26 May 2018. The Library's 50th anniversary ambassador, Dr Anita Heiss, author and member of the Wiradjuri nation, launched the book, and the Library's Indigenous Curator Rebecca Bateman gave a personal account of the Stolen Generation.

however, declined by 6 per cent. This is consistent with trends over the last few years. The Library is currently reviewing the future of these services.

Use of the Library's digital collections continues to trend upwards, with a 12 per cent increase in the number of users in the June quarter and an 8 per cent increase in the number of sessions recorded over the previous year. Use of electronic databases subscribed to by the Library also increased by 18 per cent in 2017–18.

The use of digitised manuscripts in 2017–18 was double that seen in the previous year. There was an 80 per cent increase in the use of digitised Australian books and journals, while maps usage went up by 40 per cent. The increased usage of these collections is a result of improvements made as part of the DLIR program.

Overall, the results in Table 2.3 show a significant turnaround in the use of, and engagement with, the Library's physical and digital collections over the past year.

Table 2.4: Number of Interactions with the Library Online 2017–18

Performance Measure	Actual	Target
# of interactions with the Library online (million)	18.52	16.3

This performance measure is from the 2017–18 Portfolio Budget Statements, Program 1.1, Table 2.1.2, page 195; and the 2017–18 Corporate Plan

In 2017–18 the Library collated the geographical locations of users for the following digital services: the Library's catalogue; its website (www.nla.gov.au); digital collections; eResources; Libraries Australia; and Trove. With one exception, there was an increase in participants engaging with the Library in all states and territories. There was a 17 per cent decline in online participation from the Northern Territory.

2.5 STRATEGIC PRIORITY THREE: LEAD, PARTNER, CONNECT AND EXCEL

In 2017–18 the Library's priorities were to:

- develop and manage the research infrastructure that underpins access to the nation's gallery, library, archive and museum collections and research repositories to create value and impact for collection users, and ultimately the Australian economy and the wellbeing of Australian citizens
- engage with leaders to advance common aims, and to share the Library's experience as a leader in many digital library spheres
- innovate and diversify funding sources, both government and private, by clearly identifying shared values and opportunities for potential partners, delivering high-quality outcomes and applying rigorous resource management
- strengthen the capabilities and resilience of the Library's staff and nurture their imagination and passion to achieve the Library's priorities
- build on the Library's excellent record of improving environmental performance associated with storing, maintaining and providing access to a major national asset.

FOCUS ACTIVITIES AND RESULTS ACHIEVED

- **With National and State Libraries Australia, enhance shared digital library infrastructure, especially to facilitate a national approach to edeposit and collaborative archiving of Australian websites**

Following the implementation of the Library's edeposit system in early 2016, National and State Libraries Australia has been investigating options for a national approach to edeposit under combined Commonwealth and state legal deposit frameworks. In a landmark decision, the Library reached agreement with every state and territory library to build National edeposit (NED) in November 2017. This partnership initiative represents a national, collaborative approach to digital collecting. Formerly known as National Digital Deposit Network (NDDN), NED provides a shared and unified infrastructure for collecting, preserving and providing access to Australia's digital publications.

Publishers will be able to deposit once, instead of needing to deposit separately at multiple libraries. Australians will have access to a wider range of open access material online, and copyright-protected material onsite through their closest state, territory or national library. With software built and hosted by the National Library, the network will provide cost savings and increased efficiencies to all member libraries and publishers.

Running in parallel with the software development, a cross-institutional steering group is developing the policies and procedures, publisher communication strategies and internal workflow changes necessary to ensure the service is fully operational by early 2019.

Deeds Not Words: *Exposing Women's Suffrage*

Opening in the Treasures Gallery on 6 February 2018, the exhibition *Deeds Not Words: Women's Suffrage in Britain* was the culmination of a series of events and activities first put in train seven years ago.

When Harold White Fellow Dr Beatrice Bijon visited the Library in 2011 to research the Bessie Rischbieth Collection, she found a collection rich in content. However, the collection needed preservation, description and digitisation to make it accessible to researchers across the world.

Adelaide-born feminist Bessie Rischbieth witnessed the suffragettes' struggle for the right to vote when she visited England in 1913. Fascinated by their militant actions, she collected photographs, pamphlets, newspaper cuttings, badges, menus, postcards and correspondence, bequeathing this 'living memorial' to the Library in 1967.

In May 2016 the Library launched a community appeal to raise funds to support the Women's Suffrage Collection project. In total, \$160,000 was raised for preservation work on the Rischbieth collection and related Women's Suffrage Collection items, including repair of letters and cleaning and rehousing of textiles and objects. Five finding aids were enhanced and 7,400 pages of documents digitised.

In 2017 the Library published a guide to its manuscripts collections relating to women's suffrage. The guide lists 21 related collections held by the Library.

Curated by Dr Bijon, *Deeds Not Words* and associated public programs are bringing the Bessie Rischbieth Collection to a new audience, both onsite and online. Bessie Rischbieth's story is also being shared nationally through the loan of collection material to other cultural institutions for their own exhibitions.

National edeposit is Commonwealth-state cooperation at its best, delivering a world-class solution through effective collaboration and delivering significant national efficiencies for decades to come.

RYAN STOKES
CHAIR OF COUNCIL

- With the assistance of Council and the Foundation Board, sustain the Library's giving community and develop new approaches to attracting personal, philanthropic and commercial giving

Since the Treasures Gallery opened to the public in 2011, the Library's fundraising strategy has focused on building and sustaining community giving, primarily through two annual fundraising appeals. In 2017–18 these appeals supported Treasures Gallery access programs and the preservation and digitisation of theatre scrapbooks held in the PROMPT Collection—the Library's collection of performing arts ephemera.

Now in its tenth year, the Library's fundraising and development program has contributed some \$12 million to the Library's budget since it commenced in 2007—an average of \$1.2 million annually.

In 2017–18 the Library undertook a strategic fundraising review to explore future opportunities and challenges, and consider an appropriate governance structure. As a result, the Library will transition to an ambitious new approach to philanthropy, focusing on the Library's unique value proposition: its ability to deliver high-quality digital content to all Australians conveniently, reliably and at scale; and to support innovative research.

- Develop new information technology (IT) operating models, including consideration of cloud and outsourced services, for the continued delivery of robust, scalable and innovative online services

In 2017–18 the Library, in developing its Technology Roadmap, considered the use of cloud services to supplement internally provisioned platforms and infrastructure. This included pricing and testing existing digital services on public cloud infrastructure.

Based on cloud services pricing from several leading vendors, the cost of operating the Library's digital services using public cloud infrastructure would be significantly higher than the cost of operating an internally provisioned data centre. The costs of public cloud storage for the Library's digital collection are currently at least three times higher, and the cost of computing is between two and six times higher. Investment will also be required to optimise and refactor applications to take advantage of cloud provisioning and charging models. Public cloud infrastructure will likely achieve savings for data centre disaster recovery and business continuity arrangements; this will be a factor in determining the business case and timing when transitioning to cloud services.

Work towards the roadmap has confirmed that the Library has optimised its technology operations and the cost-effectiveness of the current operating models. The value proposition of public cloud services is constantly improving, and the Library is positioning itself to leverage them in the near future. In the interim, we expect to begin the transition of corporate back-office applications to the cloud, including productivity and collaboration tools such as Microsoft Office and internal business systems.

PERFORMANCE MEASURES FOR 'LEAD, PARTNER, CONNECT AND EXCEL'

Table 2.5: Trusted as a Leader and Partner 2017–18

Performance Measure	Actual	Target
% of stakeholders that identify the Library as a trusted leader	90	90

This performance measure is from the 2017–18 Portfolio Budget Statements, Program 1.1, Table 2.1.2, page 195

Australian publishers were the focus of this evaluation (see page 40 for details of the survey). This key performance indicator (KPI) also appears as one of the Library's 2017–18 Portfolio Budget Statements criteria—*Trusted as a leader and partner by relevant stakeholders*. The survey results showed that the target was met; 90 per cent of publishers surveyed agreed or strongly agreed that the Library is important to publishers.

Table 2.6: Variance of Actual Expenditure from Budget 2016–17 and 2017–18

Performance Measures	2017–18	2016–17
\$ value variance of actual expenditure from budget	–2,480,184	–3,751,914
% variance of actual expenditure from budget	–3.28	–4.93

These performance measures are from the 2017–18 Corporate Plan

Full details of the Library's financial performance are provided in the Summary of Financial Performance section of this annual report.

As a small organisation without the resources to properly preserve our own publications, it is very comforting to know that the National Library is doing that.

RESPONDENT TO
AUSTRALIAN
PUBLISHERS
SURVEY

Qualitative Evaluation

Results of Stakeholder/Partner Case Studies or Surveys

Target Group: Australian Publishers

The Library's relationships with publishers have grown and developed since the introduction of edeposit in 2016. In February 2018 the Library surveyed over 500 Australian publishers about their satisfaction with edeposit and its related services. The overwhelming majority stated that the Library was important to them, and that it was important that their publications were held by the Library. Respondents recorded a high level of trust in the Library and in its ability to manage and preserve their collections. They reported high satisfaction with all Library services outlined in the survey, including the new prepublication service. This was particularly pleasing as the Prepublication Data Service had been in operation for only a few months. Respondents also recognised that the new services provide a simple and cost-effective way of meeting their legal obligations.

Results of Analysis of the Annual Australian Public Service State of the Service Report

Overall the Library has performed above Australian Public Service (APS) benchmarks and in line with specialist agency benchmarks in each of the core index areas measured by the 2017 APS Employee Census.

Table 2.7: Analysis from the APS State of the Service Report 2017–18

Index	NLA (%)	APS (%)	Specialist Agencies (%)
Engagement	84	74	81
Wellbeing	73	62	70
Innovation	58	53	59

These performance measures are from the 2017–18 Corporate Plan

The Library continues to achieve above APS benchmark results across a range of areas, including job satisfaction and agency engagement, consultation about workplace change, learning and development, quality of Senior Executive Service (SES) cohort and innovation in work practices.

The Library reflects APS benchmarks in terms of satisfaction with supervisors and the quality of health and wellbeing policies and practices.

To achieve APS benchmarks, the Library notes the potential for improvement in staff satisfaction with remuneration, access to flexible work arrangements, access to and quality of performance feedback and the alignment of work and decision-making authority to classification level.

Cost per Service

In 2017–18 the Library continued to develop a costing framework to underpin the pricing arrangements for its digital business model. The work drew on the ClearCost methodology, widely used in the public sector to scope and quantify the full cost of service provision and to inform cost-recovery arrangements. This work is now progressing to other service areas within the Library, including Publications and Document Supply.

Summary of Performance against Governance Requirements

The Library maintains a well-established governance framework through which it monitors, reviews and is reasonably assured of compliance with legislation, effective financial controls, and sound strategic and operational risk management. The Library continues to have a history of sound internal and external audit performance that indicates compliance with relevant requirements. Through internal and external audit, review of Commonwealth audit reports and ongoing monitoring, the Library has no instances of non-compliance to report. Governance reports are provided regularly to the Library's executive management team and to Council and Audit Committee meetings.

Marble Facade Replacement Program

The Library's iconic building on the shores of Lake Burley Griffin is known for its classical columns and distinctive marble facade. But at the time of its construction half a century ago, the effects of Canberra's climate on marble cladding were not well understood. Over the years since the building opened in 1968, the marble cladding on the Library's fascia had begun to show signs of wear, and now needed replacing.

After extensive research into marble and its properties, we now know that, thanks to its soft microstructure, thin panels of natural marble bow slowly—and permanently—in climates such as Canberra's.

The heritage-listed site demanded a project to replace its marble fascia that honoured the building's national significance and aesthetic values while ensuring its longevity and functionality. Drawing on local and international expertise, the project team investigated and tested various kinds of marble, finally selecting marble from a Carrara quarry in Italy—both for its hardness, and suitability for the building's aesthetic and heritage significance.

The team also undertook extensive overseas research into a suitable system for fixing the cladding in place. The result was an innovative hybrid solution. Made with high-quality German components, it is the first in the world to allow natural movement in the Carrara marble while preventing it from bowing.

The project, completed in May, has provided new perspectives on installing marble cladding on modern buildings, and the research undertaken by the Library and its consultants is now prompting international conversations in this field of heritage building conservation.



GOVERNANCE AND
ACCOUNTABILITY

3.1 ROLE

The functions of the Library are set out in section 6 of the *National Library Act 1960*. They are:

- a. to maintain and develop a national collection of library material, including a comprehensive collection of library material relating to Australia and the Australian people;
- b. to make library material in the national collection available to such persons and institutions, and in such manner and subject to such conditions, as the Council determines with a view to the most advantageous use of that collection in the national interest;
- c. to make available such other services in relation to library matters and library material (including bibliographical services) as the Council thinks fit, and, in particular, services for the purposes of:
 - the library of the Parliament;
 - the authorities of the Commonwealth; and
 - the Territories; and
 - the Agencies (within the meaning of the *Public Service Act 1999*); and
- d. to co-operate in library matters (including the advancement of library science) with authorities or persons, whether in Australia or elsewhere, concerned with library matters.

The Library is one of many agencies in the Communications and the Arts portfolio with responsibilities for collecting Australian cultural heritage materials and making them available to the Australian public. Senator the Hon. Mitch Fifield is the Minister responsible for the Library.

The affairs of the Library are conducted by the Library Council, with the Director-General as executive officer.



3.2 LEGISLATION

The Library was established by the *National Library Act 1960*, which defines the Library's role, corporate governance and financial management framework. As a corporate Commonwealth entity, the Library is subject to the *Public Governance, Performance and Accountability Act 2013* (PGPA Act).

3.3 PURPOSES

The Library ensures that documentary resources of national significance relating to Australia and the Australian people, as well as significant non-Australian library materials, are collected, preserved and made accessible either through the Library itself or through collaborative arrangements with other libraries and information providers.

By offering a strong national focus in all that we do, and cooperating with others who share our goals, we support learning, and creative and intellectual endeavour, and contribute to the continuing vitality of Australia's diverse culture and heritage.

In 2017–18 the Library identified three strategic priorities:

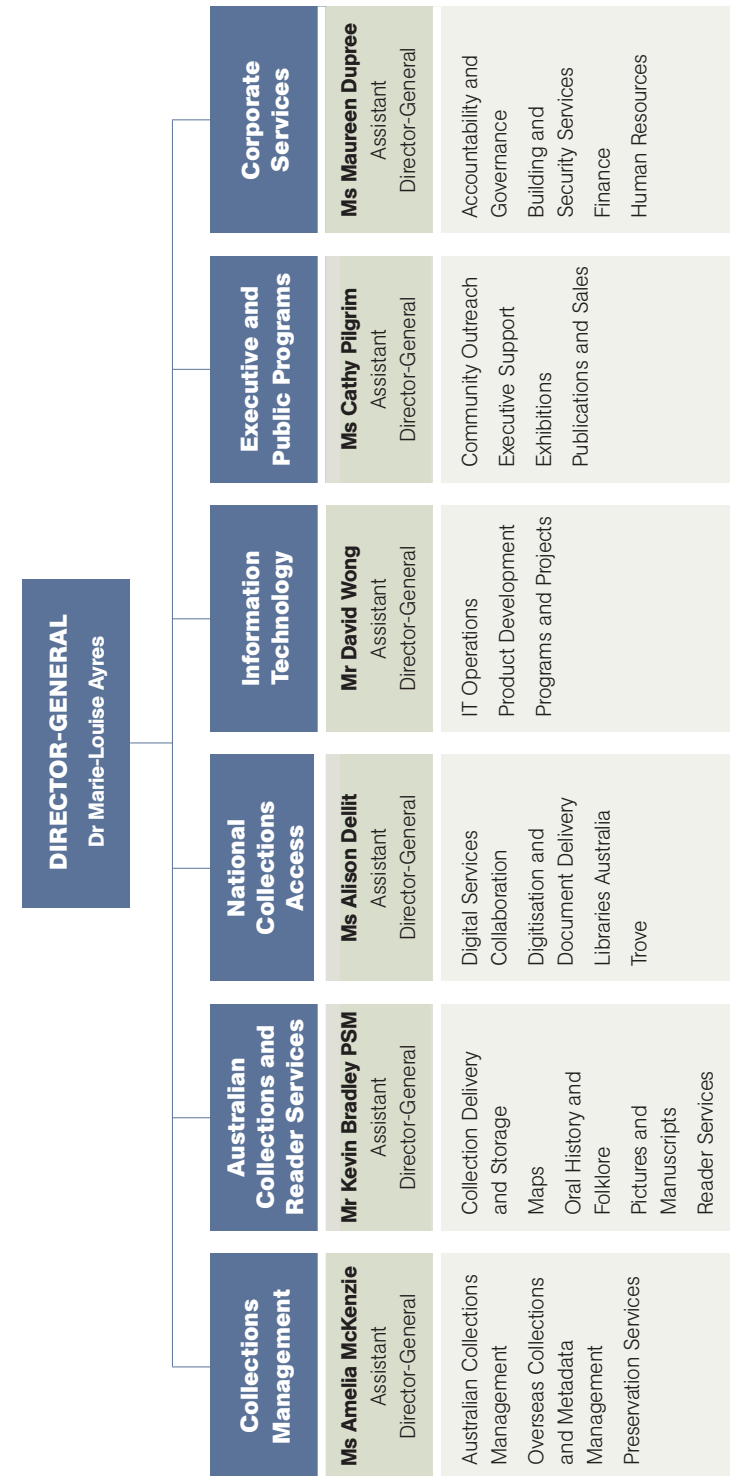
- build the nation's memory
- make access happen
- lead, partner, connect and excel.

3.4 ORGANISATION

The Library's senior management structure comprises the Director-General and six Assistant Directors-General.

Figure 3.1 shows the Library's organisational and senior management structure.

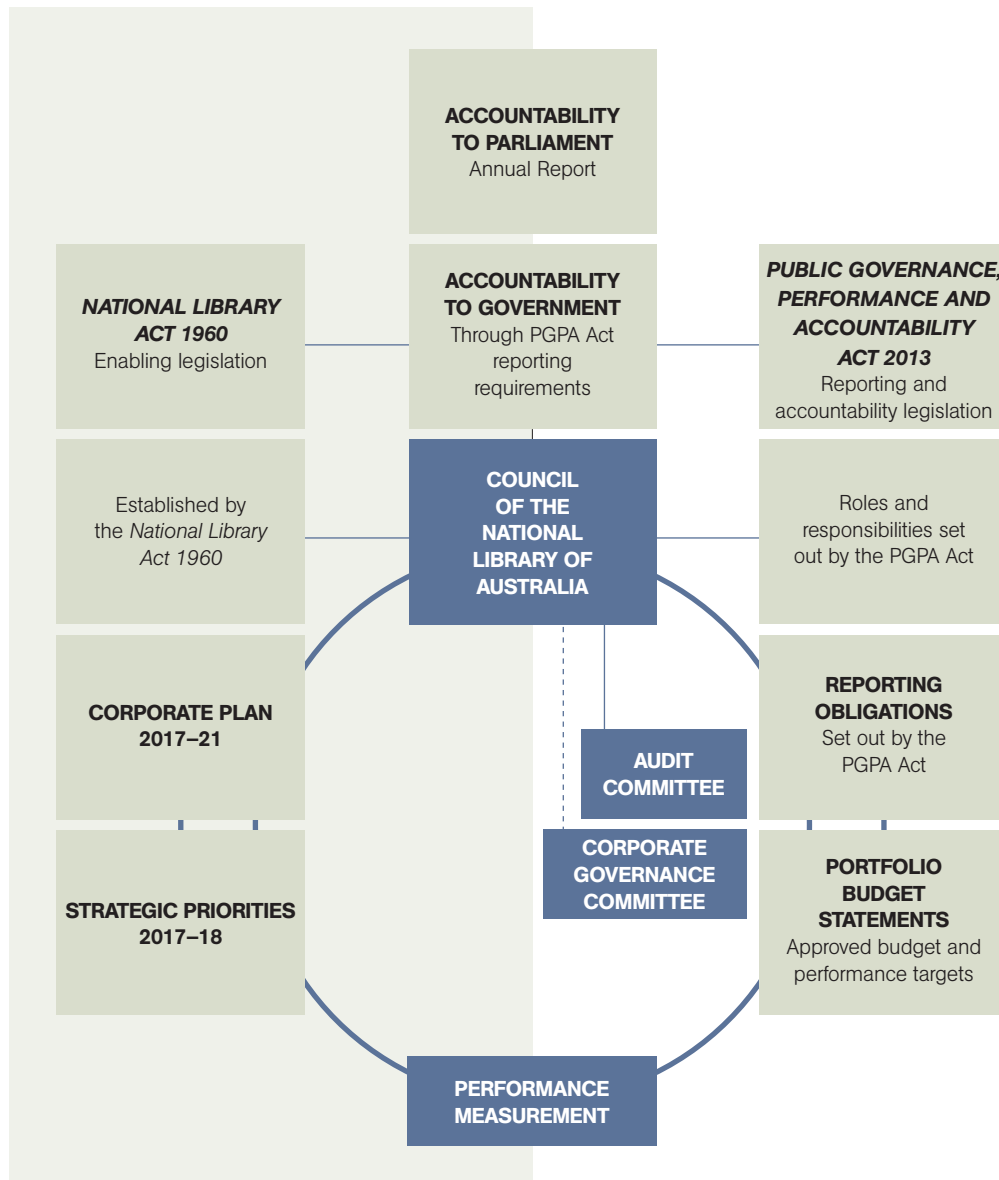
Figure 3.1: Organisational and Senior Management Structure, 30 June 2018



3.5 CORPORATE GOVERNANCE AND ACCOUNTABILITY

Figure 3.2 shows the principal elements of the Library's corporate governance structure.

Figure 3.2: Corporate Governance Structure, 2017–18



COUNCIL

The *National Library Act 1960* provides that a council shall conduct the affairs of the Library. Council has 12 members, including the Director-General, one senator elected by the Senate and one member of the House of Representatives elected by the House.

At 30 June 2018 there were two vacancies on Council. Appendix A lists Council members and their attendance at Council meetings.

In 2017–18, in addition to general administrative, compliance and financial matters, Council considered a range of matters, including:

- the Corporate Plan 2018–22
- the 2018–19 budget including the Collections and Capital Works budgets
- fellowships
- new acquisitions
- the 50th anniversary of the National Library building
- the Public Service Modernisation Fund
- updates on National edeposit, web archiving and the National Digital Services Agreement
- the Digital Library Infrastructure Replacement Benefits Realisation Report
- the Information Technology Strategic Plan and Technology Roadmap
- performance reporting
- the financial performance and planning strategy
- the workforce and workplace strategy
- the strategic fundraising strategy
- information papers on collection management issues
- Council's evaluation of its performance.

Council has two advisory committees: the Audit Committee and the Corporate Governance Committee.

AUDIT COMMITTEE

The Audit Committee assists Council and the Director-General by independently reviewing the Library's operations, its risk management and performance frameworks, and the integrity of its financial accounts.

The Audit Committee follows the *Australian National Audit Office Better Practice Guide Public Sector Audit Committees: Independent Assurance and Advice for Accountable Authorities*, and applies relevant principles from the *Resource Management Guide No. 202: A Guide for Non-corporate Entities on the Role of Audit Committees*. The committee reviews all internal and external reports relevant to the Library. External observers at committee

meetings included representatives from the Australian National Audit Office (ANAO) and the Library's internal auditor.

Details of Audit Committee members, meeting attendance and Terms of Reference can be found at Appendix A.

CORPORATE GOVERNANCE COMMITTEE

The Corporate Governance Committee comprises three non-executive Council members (the Chair, the Deputy Chair and the Chair of the Audit Committee) and has the authority to coopt other non-executive Council members.

Appendix A lists the Corporate Governance Committee members. In February 2018 the committee met to consider the results of the 2017 Council Self-evaluation Survey, succession planning for Council, and the governance implications for changes to fundraising. In June 2018 it met to discuss the Director-General's performance and remuneration and succession planning for Council.

RISK MANAGEMENT FRAMEWORK

The Library has a clear control structure to identify, assess and mitigate risks that may affect it. The Council, Audit Committee and Corporate Management Group actively engage with emerging risks and manage identified strategic risks. The Audit Committee provides independent advice and assurance to Council and the Director-General on Library control frameworks. The Library regularly reviews risks at the strategic and operational levels, including work health and safety, information technology and fraud risks. The Emergency Planning Committee oversees business continuity, emergency response and disaster recovery risk and response arrangements across the Library.

The Library is required to examine and update its Fraud Risk Assessment and Fraud Control Plan every two years; this review was most recently completed in 2016–17. In accordance with the Library's Fraud Management Policy, staff must be aware of their responsibilities in relation to fraud against the Commonwealth. All Library staff must undertake fraud awareness training; during the year training was made available through an online program to new staff and to staff who had not attended such training in the past four years.

AUDIT

The internal auditor, Synergy Group Australia, reported to the Audit Committee on three audits in 2017–18, with a further two audits completed and reports scheduled for the August meeting. The audits were a mix of compliance and performance assessments. The Audit Committee is provided with reports on the progress of the implementation of the audit recommendations.

PARLIAMENTARY COMMITTEES AND GOVERNMENT INQUIRIES

The Library submitted a written submission and appeared before the Joint Standing Committee on the National Capital and External Territories for the Inquiry into Canberra's National Institutions.

The Library provided a submission to the Independent Review of the *Public Governance, Performance and Accountability Act 2013* and the accompanying Public Governance, Performance and Accountability Rule 2014 (PGPA Rule).

MINISTERIAL DIRECTIONS

Under subsection 22(1) of the PGPA Act, the Minister for Finance (Finance Minister) may make a government policy order that specifies a policy of the Australian Government that is to apply in relation to any or all corporate Commonwealth entities, including the Library, provided the Finance Minister is satisfied that the Minister responsible for the policy has consulted the entity on the application of the policy.

There were no orders issued in 2017–18. The Library continues to report against the Finance Secretary's Direction, issued in February 2016, that sets out minimum mandatory requirements for reporting performance information in the Portfolio Budget Statements.

LOCATION OF MAJOR ACTIVITIES AND FACILITIES

The National Library of Australia operates from four buildings:

- Parkes Place West, Canberra ACT 2600 (main building and administration)
- 44 Tralee Street Hume ACT 2620 (repository)
- 64 Sheppard Street Hume ACT 2620 (repository)
- an office in the Australian Embassy in Jakarta (locally engaged staff).

PROTECTING OUR ENVIRONMENT AND HERITAGE

In accordance with section 516A of the *Environment Protection and Biodiversity Conservation Act 1999* (EPBC Act), the Library adheres to ecologically sustainable development (ESD) principles, and works to mitigate the impact of its activities on the environment through a diverse program of waste minimisation, sustainability activities and appropriate targets for environmental performance. The Library applied ESD principles throughout the Level 4 refurbishment project, which created five kilometres of storage for manuscript material. Sensor lighting, recyclable carpets and low volatile organic compound (VOC) paints have been incorporated into the design, and the Library worked closely with the construction contractor to manage appropriate waste disposal, recycling and energy consumption.

The Library and its surrounds are included on the Commonwealth Heritage List, and the Library is committed to the conservation of the heritage values

of the building. During 2017–18 the Library continued to work with the Department of the Environment and Energy to finalise the review of its Heritage Strategy and Conservation Management Plan, in accordance with its requirements under the EPBC Act. The Library's Heritage Strategy and Heritage Management Plan were reviewed by the Australian Heritage Council in June 2018 and were assessed as meeting all legislative requirements and appropriately addressing Commonwealth heritage management principles.

WORK HEALTH AND SAFETY

Under the *Work Health and Safety Act 2011*, as at 30 June 2018 there were no directions or notices issued to the Library. During the same period the Library reported six notifiable incidents to the regulator (Comcare). In August 2017 the regulator audited the Library's Work Health and Safety Management System (WHSMS) and a compliance of 72 per cent was received. This was the first formal external audit of the Library's WHSMS, and the Library has developed a Corrective Action Plan to address the areas for improvement identified during the audit.

The Library underwent an audit of its Rehabilitation Management System (RMS) on 23 April 2018 following the inaugural audit of the RMS in April 2017. The audit encompassed a review of all relevant policies and procedures as they relate to rehabilitation and return to work management. The audit returned a result of 88 per cent compliance for the Library, an improvement of 13 per cent over the preceding 12 months. Work has been completed to address compliance requirements identified in the audit.

There were four claims lodged for workers compensation during the year; three were accepted and one remains undetermined.

The Library's premium rates for workers compensation since 2015 are shown in Table 3.1.

**Table 3.1: Premiums for Injuries Suffered, 2015–19
(as a percentage of wages and salaries)**

Premium Rates*	2015–16	2016–17	2017–18	2018–19
Latest premium rates for the Library	0.68	0.97	0.83	0.72
Premium rates for all agencies combined (for comparison)	1.85	1.72	1.23	1.06
Library premium rates as a percentage of all agencies	36.76	56.39	67.48	67.92

*Including as amended retrospectively by Comcare

ADVERTISING AND MARKET RESEARCH

In accordance with section 311A of the *Commonwealth Electoral Act 1918*, the following is a summary of amounts paid by the Library to advertising agencies, market research organisations and media advertising organisations in excess of \$13,200 (inclusive of GST) for non-recruitment and non-tender services. The Library did not pay for the services of any polling or direct mail organisations.

Table 3.2: Library Expenditure on Advertising and Market Research, 2017–18

Business	Activity	Value (\$)
Content Group	Communications	22,000
Objective Digital Holdings	Customer experience research for Trove	74,063

3.6 SUMMARY OF FINANCIAL PERFORMANCE

Overall the Library recorded a deficit of \$4.474 million in 2017–18, compared with a deficit of \$3.485 million in 2016–17. From a Statement of Comprehensive Income perspective, the Library does not receive appropriation funding for the depreciation of the national collection, which forms part of the operating expense. The Library received funding for additions to the national collection through a separate Collection Development Acquisition Budget provided through an equity appropriation. During 2017–18 the Library received an equity appropriation totalling \$9.563 million.

The notes to the Audited Financial Statements explain the key numbers. In particular, the commentary on variances to budget highlights specific events that occurred throughout the year that had an impact on results.

STATEMENT OF COMPREHENSIVE INCOME

Income

The total income for 2017–18 was \$67.524 million, which is an increase of \$1.346 million from \$66.178 million in 2016–17.

The \$1.346 million increase in income is primarily due to an increase in revenue from government (\$2.658 million) which related to additional funding for the *Cook and the Pacific* exhibition (\$0.900 million), an increase in Modernisation funding (\$2.556m) and a decrease as a result of efficiency dividends (\$0.930 million).

The increase was offset by a decrease in other revenue (\$1.268 million). Other revenue has decreased primarily due to less resources received free of charge (\$2.010 million), and an increase in grant revenue (\$0.218 million) and donations received (\$0.433 million).

Expenditure

The total operating expenditure increased \$1.193 million to \$73.123 million in 2017–18 from \$71.930 million in 2016–17.

There was an increase in employee expenses of \$1.018 million to \$35.979 million in 2017–18 from \$34.961 million in 2016–17. This is primarily due to the impact on the bond rate adjustment on leave provision balances as well as movements in Library employees.

Supplier expenses increased \$0.337 million to \$16.761 million in 2017–18 from \$16.424 million in 2016–17. The increase is primarily due to: contractors and consultants (\$0.411 million) as a result of additional contractors required

for Modernisation-funded projects and the *Cook and the Pacific* exhibition; cost of goods sold (\$0.175 million) as a result of higher revenue through the National Library Bookshop; and other expenses (\$0.270 million). This is offset by a decrease in magazine and newspaper subscriptions (\$0.314 million), training (\$0.127 million), and travel and subsistence (\$0.064 million). These expenses have decreased due to an internal reallocation of funds for specific internal projects.

STATEMENT OF FINANCIAL POSITION

Assets

Financial assets increased \$2.550 million to \$56.195 million in 2017–18 from \$53.645 million in 2016–17. This was largely as a result of a net increase of cash and investments on hand at 30 June 2018 (\$1.920 million), as well as an increase in trade and other receivables (\$0.930 million). The increase of cash and investments at 30 June 2018 is due to a lower than expected cash outflow on items such as suppliers and assets throughout the 2017–18 financial year.

Non-financial assets increased \$2.118 million to \$1,651.372 million in 2017–18 from \$1,649.253 million in 2016–17. This is largely as a result of the revaluation of the Library's tangible collections and land and buildings (\$1.125 million), as well as the net difference between current year asset acquisitions, disposals and depreciation expenses (\$0.895 million).

Liabilities

Financial liabilities decreased \$0.421 million to \$15.596 million in 2017–18 from \$16.017 million in 2016–17. This is primarily due to an increase in suppliers payable (\$0.305 million) due to timing of payment of invoices; and an increase in other payables (\$0.119 million) that is mainly due to additional salaries and superannuation payable at 30 June 2018 (\$0.116 million). This is offset by a decrease in employee provisions of \$0.800 million. This decrease is primarily due to the movement in the bond rate at 30 June 2018.

Equity

The Library's total equity increased \$5.089 million to \$1,691.970 million in 2017–18 from \$1,686.881 million in 2016–17. The net increase is a result of the net operating result of \$5.599 million; an equity injection for collections acquisitions of \$9.563 million; and the net revaluation increment of \$1.125 million following the revaluation of the Library's collections (\$0.649 million), land (\$0.315 million) and buildings (\$0.161 million).



FINANCIAL
STATEMENTS

4 AUDITED FINANCIAL STATEMENTS

Independent Auditor's Report	60
Statement by the Council, Director-General and Chief Financial Officer	62
Consolidated Statement of Comprehensive Income	63
Consolidated Statement of Financial Position	64
Consolidated Statement of Changes in Equity	65
Consolidated Cash Flow Statement	66
Notes to the Financial Statements	68



Peter Dombrovskis (1945–1996)
*Peppermint Gum (Eucalyptus Pulchella) Woodland near
Chimney Pot Hill, Mount Wellington, Tasmania* 1995
nla.cat-vn4706232



INDEPENDENT AUDITOR'S REPORT

To the Minister for Communications and the Arts

Opinion

In my opinion, the financial statements of the National Library of Australia and its Trust Accounts (together the National Library) for the year ended 30 June 2018:

- comply with Australian Accounting Standards – Reduced Disclosure Requirements and the *Public Governance, Performance and Accountability (Financial Reporting) Rule 2015*; and
- present fairly the financial position of the National Library as at 30 June 2018 and its financial performance and cash flows for the year then ended.

The financial statements of the National Library, which I have audited, comprise the following statements as at 30 June 2018 and for the year then ended:

- Statement by the Council, Director-General and Chief Financial Officer;
- Consolidated Statement of Comprehensive Income;
- Consolidated Statement of Financial Position;
- Consolidated Statement of Changes in Equity;
- Consolidated Cash Flow Statement; and
- Notes to the financial statements comprising a Summary of Significant Accounting Policies and other explanatory information.

Basis for Opinion

I conducted my audit in accordance with the Australian National Audit Office Auditing Standards, which incorporate the Australian Auditing Standards. My responsibilities under those standards are further described in the *Auditor's Responsibilities for the Audit of the Financial Statements* section of my report. I am independent of the National Library in accordance with the relevant ethical requirements for financial statement audits conducted by the Auditor-General and his delegates. These include the relevant independence requirements of the Accounting Professional and Ethical Standards Board's APES 110 *Code of Ethics for Professional Accountants* (the Code) to the extent that they are not in conflict with the *Auditor-General Act 1997*. I have also fulfilled my other responsibilities in accordance with the Code. I believe that the audit evidence I have obtained is sufficient and appropriate to provide a basis for my opinion.

Accountable Authority's Responsibility for the Financial Statements

As the Accountable Authority of the National Library of Australia, the Council is responsible under the *Public Governance, Performance and Accountability Act 2013* for the preparation and fair presentation of annual financial statements that comply with Australian Accounting Standards – Reduced Disclosure Requirements and the rules made under that Act. The Council is also responsible for such internal control as the Council determines is necessary to enable the preparation and fair presentation of financial statements that are free from material misstatement, whether due to fraud or error.

In preparing the financial statements, the Council is responsible for assessing the National Library's ability to continue as a going concern, taking into account whether the entity's operations will cease as a result of an administrative restructure or for any other reason. The Council is also responsible for disclosing, as applicable, matters related to going concern and using the going concern basis of accounting unless the assessment indicates that it is not appropriate.

Auditor's Responsibilities for the Audit of the Financial Statements

My objective is to obtain reasonable assurance about whether the financial statements as a whole are free from material misstatement, whether due to fraud or error, and to issue an auditor's report that includes my opinion. Reasonable assurance is a high level of assurance, but is not a guarantee that an audit conducted in accordance with the Australian National Audit Office Auditing Standards will always detect a material misstatement when it exists. Misstatements can arise from fraud or error and are considered material if, individually or in the aggregate, they could reasonably be expected to influence the economic decisions of users taken on the basis of the financial statements.

As part of an audit in accordance with the Australian National Audit Office Auditing Standards, I exercise professional judgement and maintain professional scepticism throughout the audit. I also:

- identify and assess the risks of material misstatement of the financial statements, whether due to fraud or error, design and perform audit procedures responsive to those risks, and obtain audit evidence that is sufficient and appropriate to provide a basis for my opinion. The risk of not detecting a material misstatement resulting from fraud is higher than for one resulting from error, as fraud may involve collusion, forgery, intentional omissions, misrepresentations, or the override of internal control;
- obtain an understanding of internal control relevant to the audit in order to design audit procedures that are appropriate in the circumstances, but not for the purpose of expressing an opinion on the effectiveness of the National Library's internal control;
- evaluate the appropriateness of accounting policies used and the reasonableness of accounting estimates and related disclosures made by the Accountable Authority;
- conclude on the appropriateness of the Accountable Authority's use of the going concern basis of accounting and, based on the audit evidence obtained, whether a material uncertainty exists related to events or conditions that may cast significant doubt on the National Library's ability to continue as a going concern. If I conclude that a material uncertainty exists, I am required to draw attention in my auditor's report to the related disclosures in the financial statements or, if such disclosures are inadequate, to modify my opinion. My conclusions are based on the audit evidence obtained up to the date of my auditor's report. However, future events or conditions may cause the National Library to cease to continue as a going concern;
- evaluate the overall presentation, structure and content of the financial statements, including the disclosures, and whether the financial statements represent the underlying transactions and events in a manner that achieves fair presentation; and
- obtain sufficient appropriate audit evidence regarding the financial information of the National Library or business activities within the National Library to express an opinion on the financial report. I am responsible for the direction, supervision and performance of the entity audit. I remain solely responsible for my audit opinion.

I communicate with those charged with governance regarding, among other matters, the planned scope and timing of the audit and significant audit findings, including any significant deficiencies in internal control that I identify during my audit.

Australian National Audit Office


Rahul Tejani
Acting Executive Director
Delegate of the Auditor-General
Canberra
16 August 2018

Statement by the Council, Director-General and Chief Financial Officer

In our opinion, the attached financial statements for the year ended 30 June 2018 comply with subsection 42(2) of the *Public Governance, Performance and Accountability Act 2013* (PGPA Act), and are based on properly maintained financial records, as per subsection 41(2) of the PGPA Act.

In our opinion, at the date of this statement, there are reasonable grounds to believe that the National Library of Australia will be able to pay its debts as and when they fall due.

This statement is made in accordance with a resolution of the Council of the National Library of Australia.



Signed:
Ms. J Hemstritch
Deputy Chair
13 August 2018

Signed: 

Signed:
Dr. M-L Ayres
Director-General
13 August 2018

Signed: 

Signed:
Ms. L Cook
Chief Financial Officer
13 August 2018

NATIONAL LIBRARY OF AUSTRALIA
Consolidated Statement of Comprehensive Income
for the year ended 30 June 2018

	Notes	2018 \$'000	2017 \$'000	Original ¹ Budget 2018 \$'000
NET COST OF SERVICES				
Expenses				
Employee benefits	3.1A	35,979	34,961	36,601
Suppliers	3.1B	16,761	16,424	17,716
Grants	3.1C	713	747	796
Depreciation and amortisation	4.2A	19,488	19,548	20,350
Write-down and impairment of assets	3.1D	159	230	140
Fringe Benefit Tax (Non-remuneration)		23	20	-
Total expenses		73,123	71,930	75,603
Own-Source Income				
Own-source revenue				
Sale of goods and rendering of services	3.2A	9,393	9,172	8,810
Deposit interest		1,312	1,335	1,045
Royalties		150	353	41
Other revenue	3.2B	3,921	5,190	3,272
Total own-source revenue		14,776	16,050	13,168
Gains				
Gain from sale of assets		12	50	-
Total gains		12	50	-
Total own-source income		14,788	16,100	13,168
Net cost of services		58,335	55,830	62,435
Revenue from Government	5.1	52,736	50,078	51,836
Deficit		(5,599)	(5,752)	(10,599)
OTHER COMPREHENSIVE INCOME				
Items not subject to subsequent reclassification to net cost of services				
Changes in asset revaluation surplus	4.2A	1,125	2,267	-
Total comprehensive loss		(4,474)	(3,485)	(10,599)

The above statement should be read in conjunction with the accompanying notes.

1. The Library's original budgeted financial statement was first presented to Parliament in respect of the reporting period (i.e. from the 2017-18 Portfolio Budget Statements).

NATIONAL LIBRARY OF AUSTRALIA
Consolidated Statement of Financial Position
for the year ended 30 June 2018

	Notes	2018 \$'000	2017 \$'000	Original ¹ Budget 2018 \$'000
ASSETS				
Financial assets				
Cash and cash equivalents	4.1A	14,393	6,732	1,871
Trade and other receivables	4.1B	2,224	1,294	1,996
Other investments	4.1C	38,967	44,708	33,600
Accrued revenue		611	911	827
Total financial assets		56,195	53,645	38,294
Non-financial assets				
Land	4.2A	16,315	16,000	16,000
Buildings	4.2A	225,568	224,783	221,460
Heritage and cultural	4.2A	1,321,463	1,326,748	1,328,724
Plant and equipment	4.2A	16,127	15,761	20,066
Computer software	4.2A	10,686	10,513	11,407
Collection intangibles	4.2A	58,519	52,853	56,386
Inventories	4.2B	1,009	968	1,044
Prepayments		1,685	1,627	1,882
Total non-financial assets		1,651,372	1,649,253	1,656,969
Total assets		1,707,567	1,702,898	1,695,263
LIABILITIES				
Payables				
Suppliers	4.3A	3,203	2,898	3,056
Grants	4.3B	60	104	60
Other payables	4.3C	736	618	277
Total payables		3,999	3,620	3,393
Provisions				
Employee provisions	6.1	11,516	12,316	12,978
Other provisions	4.4	81	81	74
Total provisions		11,597	12,397	13,052
Total liabilities		15,596	16,017	16,445
Net assets		1,691,970	1,686,881	1,678,818
EQUITY				
Contributed equity		108,652	99,089	108,652
Reserves		220,541	219,416	217,149
Retained surplus		1,362,777	1,368,376	1,353,017
Total equity		1,691,970	1,686,881	1,678,818

The above statement should be read in conjunction with the accompanying notes.

1. The Library's original budgeted financial statement was first presented to Parliament in respect of the reporting period (i.e. from the 2017-18 Portfolio Budget Statements).

NATIONAL LIBRARY OF AUSTRALIA
Consolidated Statement of Changes in Equity
for the year ended 30 June 2018

	Notes	2018 \$'000	2017 \$'000	Original ¹ Budget 2018 \$'000
CONTRIBUTED EQUITY				
Opening Balance				
Balance carried forward from previous period		99,089	89,434	99,089
Adjusted opening balance		99,089	89,434	99,089
Transactions with owners				
Contributions by owners				
Equity injection		9,563	9,655	9,563
Transactions with owners		9,563	9,655	9,563
Closing balance as at 30 June		108,652	99,089	108,652
RETAINED EARNINGS				
Opening Balance				
Balance carried forward from previous period		1,368,376	1,374,128	1,363,616
Adjusted opening balance		1,368,376	1,374,128	1,363,616
Comprehensive Income				
Deficit for the period		(5,599)	(5,752)	(10,599)
Total Comprehensive Income		(5,599)	(5,752)	(10,599)
Closing balance as at 30 June		1,362,777	1,368,376	1,353,017
ASSET REVALUATION RESERVE				
Opening Balance				
Balance carried forward from previous period		219,416	217,149	217,149
Adjusted opening balance		219,416	217,149	217,149
Other comprehensive income		1,125	2,267	-
Total Comprehensive Income		1,125	2,267	-
Closing balance as at 30 June		220,541	219,416	217,149
TOTAL EQUITY				
Opening Balance				
Balance carried forward from previous period		1,686,881	1,680,711	1,679,854
Adjusted opening balance		1,686,881	1,680,711	1,679,854
Comprehensive Income				
Deficit for the period		(5,599)	(5,752)	(10,599)
Other comprehensive income		1,125	2,267	-
Total Comprehensive Income		(4,474)	(3,485)	(10,599)
Closing balance as at 30 June		1,682,407	1,677,226	1,669,255
Transactions with owners				
Contributions by owners				
Equity injection		9,563	9,655	9,563
Transactions with owners		9,563	9,655	9,563
Closing balance as at 30 June		1,691,970	1,686,881	1,678,818

The above statements should be read in conjunction with the accompanying notes.

1. The Library's original budgeted financial statement was first presented to Parliament in respect of the reporting period (i.e. from the 2017-18 Portfolio Budget Statements)

Accounting Policy

Equity Injections

Amounts that are designated as equity injections for a year are recognised directly in contributed equity in that year.

NATIONAL LIBRARY OF AUSTRALIA
Consolidated Cash Flow Statement
for the year ended 30 June 2018

	Notes	2018 \$'000	2017 \$'000	Original ¹ Budget 2018 \$'000
OPERATING ACTIVITIES				
Cash received				
Receipts from Government		51,836	50,078	51,836
Sales of goods and rendering of services		10,452	10,741	9,763
Interest		1,475	1,304	1,045
Net GST received		1,654	1,325	2,010
Other		2,453	1,703	1,718
Cash received on behalf of others		262	309	-
Total cash received		68,132	65,460	66,372
Cash used				
Employees		(36,517)	(35,219)	(36,606)
Suppliers		(18,358)	(18,123)	(19,989)
Other		(776)	(677)	(796)
Total cash used		(55,651)	(54,019)	(57,391)
Net cash from operating activities		12,481	11,441	8,981
INVESTING ACTIVITIES				
Cash received				
Proceeds from sales of property, plant and equipment		65	54	-
Investments		23,478	25,925	5,000
Total cash received		23,543	25,979	5,000
Cash used				
Purchase of property, plant and equipment		(12,344)	(8,008)	(18,553)
Purchases of intangibles		(7,642)	(7,532)	(6,746)
Investments		(17,940)	(29,033)	-
Total cash used		(37,926)	(44,573)	(25,299)
Net cash from investing activities		(14,383)	(18,594)	(20,299)
FINANCING ACTIVITIES				
Cash received				
Contributed Equity		9,563	9,655	9,563
Total cash received		9,563	9,655	9,563
Net cash from financing activities		9,563	9,655	9,563
Net increase (decrease) in cash held		7,661	2,502	(1,755)
Cash and cash equivalents at the beginning of the reporting period		6,732	4,230	3,626
Cash and cash equivalents at the end of the reporting period		14,393	6,732	1,871

The above statement should be read in conjunction with the accompanying notes.

1. The Library's original budgeted financial statement was first presented to Parliament in respect of the reporting period (i.e. from the 2017-18 Portfolio Budget Statements)

Budget Variance Commentary

A variance is considered major when the variance between budget and actual is greater than 10% and greater than 2% of the relevant category (expenses, revenue, assets, liabilities, receipts or payments). An item below this threshold will be included if considered important for the reader's understanding.

Consolidated Statement of Comprehensive Income

Explanation of major variances	Affected line items
An increase of deposit interest of \$0.267m is primarily due to a higher percentage of funds being held in investments throughout the year.	Deposit Interest
An increase in other revenue by \$0.649m is primarily due to the Library obtaining a significantly higher number of one-off large donations in the 2017-18 financial year. Receipt of donations are not known when setting the budget.	Other Revenue

Consolidated Statement of Financial Position

Explanation of major variances	Affected line items
An increase of cash and cash equivalents of \$12.522m is primarily due to a reduction in asset purchases than originally budgeted and lower than anticipated supplier expenditure in June. Additionally, a term deposit of \$2.561m at 30 June had a 90 day maturity, and was therefore deemed as cash and cash equivalents.	Cash and cash equivalents
An increase of other investments balance of \$5.367m is primarily due to a lower than expected cash outflow throughout 2017-18. A portion of the expected transactions are captured in an increase in supplier payables.	Other Investments
An increase of suppliers payable of \$0.147m is primarily due to a high number of invoices being provided at the end of June.	Suppliers
An increase of Other Payables of \$0.459m is primarily due to an increase in the expected accruals at the end of the financial year.	Other Payables
A decrease in employee provisions of \$1.462m is primarily due to the movement in the bond rate at 30 June.	Employee Provisions

Consolidated Cash Flow Statement

Explanation of major variances	Affected line items
A decrease in cash used for suppliers of \$1.631m is primarily due to a large number of supplier payables and accruals (\$0.606m) at 30 June 2018 as well as a reduction in the expected expenditure in suppliers throughout the year (\$0.955m).	Cash used - Suppliers Expense
An increase in the cash received for investments of \$18.478m is primarily due to the original budget reflecting the net cash received from investments rather than budget for both the inflow and outflow.	Cash received - Investments and Cash used - Investments
A decrease in the cash used for the purchase of property plant and equipment of \$6.209m is primarily due to a reduction in the expenditure on capital works and plant and equipment throughout 2017-18.	Cash used - Purchase of property, plant and equipment

Notes to the Financial Statements

1	Overview	69
2	Events After the Reporting Period	69
3	Financial Performance	
	3.1. Expenses	70
	3.2. Own Source Income	72
4	Financial Position	
	4.1. Financial Assets	74
	4.2. Non-financial Assets	76
	4.3. Payables	82
	4.4. Other Provisions	82
5	Funding	
	5.1. Revenue from Government	83
	5.2. Net Cash Appropriation Arrangements	83
6	People and Relationships	
	6.1. Employee Provisions	84
	6.2. Key Management Personnel Remuneration	85
	6.3. Related Party Disclosures	85
	6.4. Supplementary Information for the Parent Entity	86
7	Managing Uncertainties	
	7.1. Contingent Assets and Liabilities	86
	7.2. Financial Instruments	87
	7.3. Fair Value Measurement	88
8	Other Information	
	8.1. Trust Money Controlled by the Library	89
	8.2. Trust Money Not Controlled by the Library	91

Note 1: Overview

1.1 Basis of the Preparation of the Financial Statements

The financial statements are general purpose financial statements and required by section 42 of the *Public Governance, Performance and Accountability Act 2013*.

The financial statements have been prepared in accordance with:

- Public Governance, Performance and Accountability (Financial Reporting) Rule 2015* (FRR) for reporting periods ending on or after 1 July 2015; and
- Australian Accounting Standards and Interpretations - Reduced Disclosure Requirements issued by the Australian Accounting Standards Board (AASB) that apply for the reporting period.

The consolidated financial statements have been prepared on an accrual basis and in accordance with the historical cost convention, except for certain assets and liabilities at fair value. Except where stated, no allowance is made for the effect of changing prices on the results or the financial position. The financial statements are prepared in Australian dollars and values are rounded to the nearest thousand dollars unless otherwise specified.

1.2 Principles of Consolidation

The consolidated financial statements are those of the economic entity, comprising the National Library of Australia (NLA) (parent entity) and the NLA's Trust Accounts. The NLA's Trust Accounts comprise of funds originally received by way of gifts, bequests and assignments. Eight of the nine Trust accounts have no beneficiaries with equitable interests. The NLA derives benefit in the use of these Trust assets consistent with the purposes of the individual trusts and objectives of the NLA and enables the NLA to meet its objectives of providing services within its functions prescribed by the *National Library of Australia Act 1960*. Details of the Trust Accounts can be found at Note 8.1. The accounts of the NLA's Trust Accounts are prepared for the period 1 July 2017 to 30 June 2018 using the accounting policies consistent with those of the NLA. The effects of transactions and balances between entities are eliminated in full.

The NLA holds one Trust account which is not included within the financial statements of the NLA as this Trust has a beneficiary and is not deemed to be controlled by the NLA. Details of this Trust account can be found at Note 8.2.

1.3 New Australian Accounting Standards

All other new or revised or amended standards and/or interpretations that were issued prior to the sign-off date and are applicable to the current reporting period did not have a material effect and are not expected to have a future material effect on the NLA's financial statements.

1.4 Taxation

The NLA is exempt from all forms of taxation except Fringe Benefit Tax (FBT) and the Goods and Services Tax (GST).

Note 2: Events After the Reporting Period

There are no events after the reporting date that will materially affect the financial statements.

Financial Performance

This section analyses the financial performance of the Library for the year ended 30 June 2018.

Note 3.1: Expenses

	2018	2017
	\$'000	\$'000

Note 3.1A - Employee Benefits

Salaries and wages	27,062	25,664
Superannuation:		
Defined contribution plans	2,353	2,218
Defined benefit plans	3,428	3,397
Leave and other entitlements	2,760	3,196
Separation and redundancies	128	318
Other employee benefits	248	168
Total employee benefits	35,979	34,961

Accounting policy

Accounting policies for employee related expenses is contained in the People and Relationships section.

Note 3.1B - Suppliers**Goods and services supplied or rendered**

Access to external databases and records	383	378
Building services	3,274	3,281
Collection preservation	113	126
Communications	207	210
Computer services and supplies	1,692	1,760
Contractors and consultants	3,465	3,054
Cost of goods sold	1,253	1,078
Freight and postage	266	260
Insurance	348	388
Magazine and newspaper subscriptions	2,202	2,516
Non asset furniture and equipment	155	154
Non asset software	9	10
Other	592	322
Promotion of library services	654	606
Promotional publications	82	70
Stationery, printing and office machine consumables and repairs	333	323
Training	272	399
Travel and subsistence	310	374
Total goods and services supplied or rendered	15,610	15,309

Other suppliers

Operating lease rentals	825	816
Workers compensation expenses	326	299
Total other suppliers	1,151	1,115
Total suppliers	16,761	16,424

Leasing commitments

The Library in its capacity as lessee has operating leases for a warehouse for housing of the Library collection, which expires in May 2019; a lease of office space within the Australian Embassy in Jakarta, which expires 30 June 2022; and an agreement for the provision of a motor vehicle.

	2018	2017
	\$'000	\$'000

Commitments for minimum lease payments in relation to non-cancellable operating leases commitments

Within 1 year	819	860
Between 1 to 5 years	176	918
More than 5 years	-	54
Total operating lease commitments	995	1,832

Accounting policy**Operating lease payments**

Operating lease payments are expensed on a straight-line basis, which is representative of the pattern of benefits derived from the leased assets.

Note 3.1C - Grants**Private sector:**

Non-profit organisations	171	524
Individuals	288	223

Public sector:

Australian Government entities (related parties)	41	-
State and Territory Governments	96	-
Local Governments	117	-
Total grants	713	747

Grants are provided to non-profit organisations that support Australian community organisations to preserve significant documentary heritage collections. Grants to individuals are provided to scholars and writers to work on materials held in the National Collection.

Note 3.1D - Write-Down and Impairment of Assets

Write-down - Inventory	138	189
Bad and doubtful debts expense - Receivables for goods and services	2	-
Write-offs - Plant and equipment	17	40
Write-offs - Intangibles	2	1
Total write-down and impairment of assets	159	230

Note 3.2: Own-Source Income

	2018	2017
	\$'000	\$'000

Own-Source Revenue**Note 3.2A – Sale of Goods and Rendering of Services**

Sale of goods	2,188	1,865
Rendering of services	7,205	7,307
Total sale of goods and rendering of services	9,393	9,172

Accounting policySale of goods and services

Revenue from the sale of goods is recognised when:

- the risks and rewards of ownership have been transferred to the buyer;
- the NLA retains no managerial involvement or effective control over the goods;
- the revenue and transaction costs incurred can be reliably measured; and
- it is probable that the economic benefits associated with the transaction will flow to the NLA.

Revenue from the sale of goods is reported on a net sale basis, which is calculated by deducting from gross sales the amount of actual product return received and where material, an amount estimated for anticipated product returns.

Rendering of services

Revenue from rendering of services is recognised by reference to the stage of completion of contracts at the reporting date. The revenue is recognised when:

- the amount of revenue, stage of completion and transaction costs incurred can be reliably measured; and
- the probable economic benefits associated with the transaction will flow to the NLA.

The stage of completion of contracts at the reporting date is determined by reference to the proportion of services performed to date as a percentage of the total services to be performed.

Receivables for goods and services, which have 30 day terms, are recognised at the nominal amounts due less any impairment allowance. Collectability of debts is reviewed at the end of the reporting period. Allowances for impairment are made when collectability of the debt is no longer probable.

Interest revenue

Interest revenue is recognised using the effective interest method.

Note 3.2B – Other Revenue

Resources received free of charge	1,709	3,719
Grants and other non-reciprocal payments by other entities	889	670
Donations	1,192	760
Other revenue	131	41
Total other revenue	3,921	5,190

Accounting PolicyResources received free of charge

Resources received free of charge are recognised as revenue when, and only when, a fair value can be reliably determined and the services would have been purchased if they had not been donated. Use of those resources is recognised as an expense.

Resources received free of charge are recorded as either revenue or gains depending on their nature.

Contributions of assets at no cost of acquisition or for nominal consideration received in the course of the ordinary activities of the NLA are recognised as revenue at their fair value when the asset qualifies for recognition, unless received from another Government agency or authority because of a restructuring of administrative arrangements.

Grant Revenue

Grants are assessed for revenue recognition in accordance with *AASB 1004 Contributions*. Grants revenue will be recognised when the NLA obtains control of the contribution or right to receive the contribution; it is probable that the economic benefits comprising the contribution will flow to the NLA; and the amount of the contribution can be measured reliably. In all cases, the NLA will control contributions when these funds are deposited into the NLA bank account. In some circumstances, however control may occur earlier depending on the grant agreement.

Sale of assets

Gains from disposal of assets are recognised when control of the asset has passed to the buyer.

Financial Position

This section analyses the Library's assets used to conduct its operations and the operating liabilities incurred as a result. Employee related information is disclosed in the People and Relationships section.

Note 4.1: Financial Assets

	2018	2017
	\$'000	\$'000

Note 4.1A - Cash and cash equivalents

Cash and cash equivalents (NLA funds)	10,490	5,902
Cash and cash equivalents (Trust funds)	1,342	830
Short term deposit (NLA funds)	2,561	-
Total cash and cash equivalents	14,393	6,732

Accounting policyCash

Cash is recognised at its nominal amount. Cash and cash equivalents includes cash on hand and deposits in bank accounts with an original maturity of 3 months or less that are readily convertible to known amounts of cash and subject to insignificant risk of changes in value.

Note 4.1B - Trade and other receivables

Goods and services receivables		
Goods and services	1,495	502
Total goods and services receivables	1,495	502
Other receivables		
GST receivable from Australian Taxation Office	388	292
Interest	345	502
Total other receivables	733	794
Total trade and other receivables (gross)	2,228	1,296
Less impairment allowance	(4)	(2)
Total trade and other receivables (net)	2,224	1,294

Credit terms are net 30 days (2017: 30 days)

Accounting PolicyLoans and receivables

Trade receivables, loans and other receivables that have fixed or determinable payments that are not quoted in an active market are classified as 'loans and receivables'. Loans and receivables are measured at amortised cost using the effective interest method less impairment. Interest is recognised by applying the effective interest rate. The NLA classifies cash on deposit with a bank, at call or with terms greater than ninety days as loans and receivables.

Reconciliation of the Impairment Allowance Account**Movements in relation to 2018**

	Goods and services \$'000	Other receivables \$'000	Total \$'000
As at 1 July 2017	(2)	-	(2)
Amounts written off	-	-	-
Amounts recovered and reversed	-	-	-
Increases recognised in net cost of services	(2)	-	(2)
Total as at 30 June 2018	(4)	-	(4)

Movements in relation to 2017

	Goods and services \$'000	Other receivables \$'000	Total \$'000
As at 1 July 2016	(2)	-	(2)
Amounts written off	-	-	-
Amounts recovered and reversed	-	-	-
Increases recognised in net cost of services	-	-	-
Total as at 30 June 2017	(2)	-	(2)

Accounting PolicyImpairment of financial assets

Financial assets are assessed for impairment at the end of each reporting period.

	2018	2017
	\$'000	\$'000

Note 4.1C - Other Investments

Fixed term deposit (NLA funds)	30,977	36,375
Fixed term deposit (Trust funds)	7,990	8,333
Total other investments	38,967	44,708

Other investments are expected to be recovered in less than 12 months.

Accounting policyOther Investments

Other investments are recognised at its nominal amount. Other investments includes term deposits at bank with an original maturity of greater than 3 months.

Note 4.2: Non-Financial Assets**Note 4.2A - Reconciliation of the Opening and Closing Balances of Property, Plant and Equipment and Intangibles**

Reconciliation of the opening and closing balances of property, plant, equipment and intangibles (2017-18)

	Land \$'000	Buildings \$'000	Heritage & Cultural \$'000	Plant & Equipment \$'000	Computer Software 2 \$'000	Collection Intangibles \$'000	Total \$'000
As at 1 July 2017							
Gross book value	16,000	224,802	1,326,893	15,761	24,147	52,853	1,660,456
Accumulated depreciation and amortisation	-	(19)	(145)	-	(13,634)	-	(13,798)
Net book value 1 July 2017	16,000	224,783	1,326,748	15,761	10,513	52,853	1,646,658
Additions:							
Purchased	-	5,045	4,044	3,636	18	5,285	18,028
Internally developed	-	-	-	-	1,959	-	1,959
Donation / gift / at no cost	-	-	633	-	-	381	1,014
Revaluations and impairments recognised in other comprehensive income	315	161	649	-	-	-	1,125
Depreciation and amortisation	-	(4,421)	(10,611)	(2,658)	(1,799)	-	(19,488)
Capitalised depreciation and amortisation 1	-	-	-	(43)	(3)	-	(46)
Disposals:							
Other	-	-	-	(570)	(2)	-	(572)
Net book value 30 June 2018	16,315	225,568	1,321,463	16,127	10,686	58,519	1,648,678

Net book value as of 30 June 2018 represented by:

Gross book value	16,315	225,601	1,321,781	18,719	25,441	58,519	1,666,376
Accumulated depreciation	-	(33)	(318)	(2,592)	(14,755)	-	(17,698)
Total as at 30 June 2018	16,315	225,568	1,321,463	16,127	10,686	58,519	1,648,678

Notes:

¹ Capitalised depreciation and amortisation: Where the use of a non-current asset contributes towards the development of a new non-current asset, the associated depreciation or amortisation expense is capitalised and forms part of the carrying amount of the new asset.

² The carrying amount of computer software totalling \$10,686m includes purchased software \$1,152m and internally generated software \$9,534m.

No indicators of impairment were found for land and buildings. The National Library building (\$217,450m) and land (\$16,315m) upon which it stands is a special purpose building, which may not be disposed of without prior Ministerial approval. No land or buildings are expected to be sold or disposed of within the next 12 months.

No indicators of impairment were found for National Collection, property, plant and equipment, and intangible assets

No heritage and cultural material is expected to be sold or disposed of within the next 12 months, however immaterial amounts of plant and equipment are expected to be disposed as they reach their planned disposal date during the next 12 months.

No material intangible assets are expected to be sold or disposed of within the next 12 months.

Revaluations of non-financial assets

All revaluations were conducted in accordance with the revaluation policy. The effective date for all revaluations was 30 June 2018 and were undertaken by independent valuers.

A revaluation increment of \$0.161m for buildings (2016-17: increment of \$5,493m); a revaluation increment of \$0.315m for land (2016-17: \$0.650m); a nil revaluation for other property, plant and equipment (2016-17: \$0.640m); and a revaluation increment of \$0.649m for heritage and cultural assets (2016-17: increment of \$4.516m) were passed to the asset revaluation reserve by class and included in the equity section of the Statement of Financial Position. Leasehold improvements are held at fair value.

Contractual commitments for the acquisition of property, plant and intangible assets

	Less than 1 year		Between 1 and 5 years		More than 5 years		Total	
	2018	2017	2018	2017	2018	2017	2018	2017
	\$'000	\$'000	\$'000	\$'000	\$'000	\$'000	\$'000	\$'000
Capital commitments								
Buildings	154	2,847	-	-	-	-	154	2,847
Heritage and Cultural	44	84	88	88	22	44	154	216
Plant and equipment	84	642	-	-	-	-	84	642
Collection intangibles	25	517	-	33	-	-	25	550
Total capital commitments	307	4,090	88	121	22	44	417	4,255

Accounting PolicyNational Collection, plant and equipment

Assets are recorded at cost on acquisition except as stated below. The cost of acquisition includes the fair value of assets transferred in exchange and liabilities undertaken. Financial assets are initially measured at their fair value plus transaction costs where appropriate.

Assets acquired at no cost, or for nominal consideration, are initially recognised as assets and income at their fair value at the date of acquisition, unless acquired as a consequence of restructuring of administrative arrangements.

Asset recognition threshold

Purchases of property, plant and equipment are recognised initially at cost in the statement of financial position, except for purchases costing less than \$1,500 (GST exclusive), which are expensed in the year of acquisition (other than where they form part of a group of similar items which are significant in total). The purchase of library material regardless of the amount, other than serials, is capitalised as part of the National Collection, which is a heritage and cultural asset.

Revaluations

Following initial recognition at cost, property, plant and equipment and the National Collection are carried at fair value less subsequent accumulated depreciation and accumulated impairment losses. It is the NLA's policy to seek valuation advice annually to confirm all valuations remain current.

Revaluation adjustments were made on a class basis. Any revaluation increment was credited to equity under the heading of asset revaluation reserve except to the extent that it reversed a previous revaluation decrement of the same asset class that was previously recognised in the surplus/deficit. Revaluation decrements for a class of assets were recognised in the surplus/deficit except to the extent that they reversed a previous revaluation increment for that class. Any accumulated depreciation as at the revaluation date is eliminated against the gross carrying amount of the asset and the asset restated to the revalued amount.

Depreciation and amortisation

Depreciable property, plant and equipment are written-off to their estimated residual values over their estimated useful lives to the NLA, using in all cases the straight-line method of depreciation. Leasehold improvements are amortised on a straight-line basis over the lesser of the estimated useful life of the improvements or the unexpired period of the lease.

Depreciation/amortisation rates (useful lives), residual values and methods are reviewed at each reporting date and necessary adjustments are recognised in the current, or current and future reporting periods, as appropriate.

Depreciation and amortisation rates applying to each class of depreciable asset are based on the following useful lives:

	2018	2017
Building and building improvements	10 to 200 years	10 to 200 years
Leasehold improvements	Lease term	Lease term
Plant and equipment	1 to 25 years	1 to 25 years
Non-heritage and cultural artwork	75 years	75 years
National Collection - tangible	50 to 825 years	50 to 825 years

Impairment

All assets were assessed for impairment at 30 June 2018. Where indications of impairment exist, the asset's recoverable amount is estimated and an impairment adjustment is made if the asset's recoverable amount is less than its carrying amount.

The recoverable amount of an asset is the higher of its fair value less costs of disposal and its value in use. Value in use is the present value of the future cash flows expected to be derived from the asset. Where the future economic benefit of an asset is not primarily dependent on the asset's ability to generate future cash flows and the asset would be replaced if the NLA were deprived of the asset, its value in use is taken to be its depreciated replacement cost.

Accounting PolicyDerecognition

An item of property, plant and equipment is derecognised upon disposal or when no further economic benefits are expected from its use or disposal.

Heritage and cultural assets

The Library's collection assets consist of a comprehensive range of materials relating to the history and culture of Australia and of selected overseas publications. The collections have been developed over the years since 1901 when the Library was established as the Commonwealth Parliamentary Library. The *National Library Act 1960* provides the Library with a mandate to build a national collection of library material, including a comprehensive collection of Library material relating to Australia and the Australian people. Australian materials collected include print publications in the form of books, maps, sheet music, and ephemeral materials like posters and leaflets; and unpublished materials such as manuscripts, pictures and oral history and folklore recordings. The overseas collection of publications provides a strong base to support research especially in the fields of South East and East Asia studies and the social sciences and the humanities. The Australian and overseas print collections are augmented by extensive microform holdings and digital resources.

The NLA's curatorial policy can be accessed from <http://www.nla.gov.au/collection-development-policy> and the preservation policies may be accessed from <http://www.nla.gov.au/policy-and-planning/preservation-policy>.

Intangibles

The Library's intangibles comprise purchased software and internally developed software for internal use and other intangibles, which are heritage and cultural assets forming part of the National Collection in the form of digitised collections, archived web pages, oral history collections and digital photographs. The threshold for the recognition of software assets is \$2,000 (GST exclusive). The purchase of intangible library material regardless of the amount is capitalised as part of the National Collection, which is a cultural and heritage asset. This intangible library material is not amortised as the useful life has been determined to be indefinite and useful life is subject to an annual review.

Software assets are carried at cost less accumulated amortisation and accumulated impairment loss. As at 30 June 2018 intangible heritage and cultural assets are held at cost.

Software is amortised on a straight-line basis over its anticipated useful life. The useful lives of the Library's software ranges between 2 and 15 years (2016-17: 2 to 15 years). The intangible Library collections are not amortised as their useful lives have been determined as indefinite. The useful lives of these collections are reviewed annually to determine whether events and circumstances continue to support an indefinite useful life assessment for that collection.

All intangible assets were assessed for indications of impairment as at 30 June 2018.

Accounting Judgements and EstimatesFair value of the National Collection

The NLA obtains independent valuation advice annually of the National Collection and every five years the independent valuers undertake a full revaluation (with the next full valuation planned to be undertaken in 2019-2020). At the end of each reporting period the NLA updates the assessment of fair value for the National Collection based on the advice of the most recent independent valuation.

Due to the extent and diversity of the National Collection, a valuation of an appropriate sample is considered to be the only practicable and cost effective means of providing a reliable valuation. Consequently the valuation methodology involves a stratified random sampling of the collections. The statistical sampling methodology was developed by the University of Western Australia, Statistical Consulting Group. The aim of the stratification is to group items that are similar in nature; the way in which they are stored; and approximate value.

The valuation method adopted for the National Collection is by market based evidence where a market exists for items in the collection. Those collections for which market based evidence was adopted included: rare books; rare maps; atlases and globes; the general collection; music scores; and ephemera. Market based evidence was sought from a range of sources including dealers in antiquarian material, book sellers, specialist dealers and relevant sales databases. Actual acquisition costs over the past three years for the general collection and the music collection were used to provide a guide as to the purchase price for items. The remaining collections were valued using an average market based cost approach (second hand).

The valuation of the National Collection is subject to a high level of estimation uncertainty. This uncertainty arises from a number of factors including: many of the collection items are unique and there are few comparable transactions; there is a limited active market for most of the items in the collection; the Library does not sell assets and therefore has no history of testing the market price; and the National Collection comprises many items and the valuation process therefore depends on sampling, as explained above and this gives rise to the risks inherent in sampling.

These uncertainties mean that the valuation is an estimation process and that there may be significant variation in the overall valuation.

	2018	2017
	\$'000	\$'000

Note 4.2B - Inventories**Inventories held for sale**

Work in progress	297	264
Finished goods	663	639
Total inventories held for sale	960	903

Inventories held for distribution

Work in progress	-	1
Finished goods	49	64
Total inventories held for distribution	49	65
Total inventories	1,009	968

During 2017-18 \$1.253m (2016-17: \$1.078m) of inventory held for sale was recognised as an expense upon sale and \$0.082m (2016-17: \$0.070m) of inventory held for distribution was recognised as an expense upon use.

Accounting PolicyInventories

Inventories held for sale are valued at the lower of cost and net realisable value. Inventories held for distribution are valued at cost, adjusted for any loss of service potential.

Costs incurred in bringing each item of inventory to its present location and condition are assigned as follows:

- stores – purchase cost on a first-in-first-out basis; and
- finished goods and work-in-progress – cost of direct materials and labour plus attributable costs that are capable of being allocated on a reasonable basis.

Inventories acquired at no cost or nominal consideration are initially measured at current replacement cost as at the date of acquisition.

Note 4.3: Payables

	2018	2017
	\$'000	\$'000
Note 4.3A - Suppliers		
Trade creditors and accruals	3,203	2,897
Operating lease rentals	-	1
Total suppliers	3,203	2,898

All supplier payables are current and settlement is usually made net 30 days.

Note 4.3B - Grants

Private sector - individuals	60	104
Total other financial assets	60	104

All grants payables are current. The grant liability is recognised because grant recipients have met the conditions of the grants, but are yet to be paid.

Note 4.3C - Other payables

Salaries and wages	270	244
Superannuation	131	42
Separations and redundancies	114	26
Prepayments received / unearned income	221	306
Total other payables	736	618

Accounting Policy**Supplier and other payables**

Supplier and other payables are recognised at amortised cost. Liabilities are recognised to the extent that goods or services have been received and irrespective of having been invoiced. Supplier and other payables are derecognised on payment.

Note 4.4: Other Provisions

	2018	2017
	\$'000	\$'000
Note 4.4 - Other Provisions		
Provision for sales returns	81	81
Total other provisions	81	81

	Provision for sales returns	Total
	\$'000	\$'000
As at 1 July 2017	81	81
Additional provisions made	-	-
Amounts used	-	-
Amounts reversed	-	-
Total assets as at 30 June 2018	81	81

Accounting Policy**Provision for sales returns**

The provision is calculated using the value of sales as at 30 June 2018, where the customer has the right of return and the reporting year's experienced rate of return to estimate the provision of future returns.

Funding

This section analyses the Library's funding structure.

Note 5.1: Revenue from Government

	2018	2017
	\$'000	\$'000
Department of Communications and the Arts		
Corporate Commonwealth entity payment item	52,736	50,078
Total revenue from the Government	52,736	50,078

Accounting Policy**Revenue from Government**

Funding received or receivable from the Department of Communications and the Arts (appropriated to the Department as a Corporate Commonwealth Entity payment item for the payment to the NLA) is recognised as Revenue from Government, unless the funding is in the nature of an equity injection. Grants received from Government entities are included in Other Revenue, Note 3.2B.

Note 5.2: Net Cash Appropriation Arrangements

Total comprehensive income/(loss) less depreciation and amortisation expenses previously funded through revenue appropriations	6,137	7,405
Plus: depreciation / amortisation expenses previously funded through revenue appropriation	10,611	10,890
Total comprehensive income / (loss) - as per the Statement of Comprehensive Income	(4,474)	(3,485)

Note that from 2010-11, the Government introduced net cash appropriation arrangements and in respect of the NLA as a collection institution, revenue appropriations for depreciation expenses for the National Collections were ceased. The NLA instead received a separate Collection Development Acquisition Budget provided through an equity appropriation to fund additions to the National Collection.

People and Relationships

This section describes a range of employment and post-employment benefits provided to our people; our relationship with other key people; and supplementary information for the parent entity.

Note 6.1: Employee Provisions

	2018 \$'000	2017 \$'000
Leave	11,516	12,316
Total employee provisions	11,516	12,316

Accounting Policy

Employee Benefits

Liabilities for 'short-term employee benefits' and termination benefits due within 12 months of the end of the reporting period are measured at their nominal amounts. The nominal amount is calculated with regard to the rates expected to be paid on settlement of the liability.

Leave

The liability for employee benefits includes provision for annual leave and long service leave. No provision has been made for sick leave, as all sick leave is non-vesting and the average sick leave taken in the future years by employees of the NLA is estimated to be less than the annual entitlement for sick leave.

The leave liabilities are calculated on the basis of employees' remuneration at the estimated salary rates that will be applied at the time the leave is taken, including the NLA's employer superannuation contribution rates to the extent that the leave is likely to be taken during service rather than paid out on termination.

The liability for long service leave has been determined by reference to the work of an actuary. The estimate of the present value of the liability takes into account attrition rates and pay increases through promotion and inflation.

Separation and Redundancy

Provision is made for separation and redundancy benefit payments. The NLA recognises a provision for termination when it has developed a detailed formal plan for the terminations and has informed those employees affected that it will carry out the terminations.

Superannuation

Employees of the NLA are members of the Commonwealth Superannuation Scheme (CSS), the Public Sector Superannuation Scheme (PSS), the PSS accumulation plan (PSSap) or a superannuation fund compliant with the Superannuation Industry (Supervision) Act 1993 nominated by the employee. The CSS and PSS are defined benefit schemes for the Australian Government. The PSSap is a defined contribution scheme. The liability for the defined benefit schemes is recognised in the financial statements of the Australian Government and is settled by the Australian Government in due course. This liability is reported by the Department of Finance's administered schedules and notes.

The NLA makes employer contributions to the CSS, PSS and PSSap superannuation schemes at rates determined by an actuary to be sufficient to meet the current cost to the Government. Employer contributions to superannuation funds nominated by the employee are made at the same rate as those of the PSSap. The NLA accounts for the contributions as if they were contributions to defined contribution plans. The liability for superannuation recognised as at 30 June represents outstanding contributions.

Accounting Policy

Employee Benefits

The NLA relies on a methodology developed by the Australian Government Actuary to estimate the present value of a provision for annual and long service leave. The methodology for estimating the present value of the long service leave uses probability factors for NLA employees reaching unconditional entitlement and a discount factor which provides for both interest effects and salary increases, both in terms of promotional salary advancement and salary inflation.

Note 6.2: Key Management Personnel Remuneration

Key management personnel are those persons having authority and responsibility for planning, directing and controlling the activities of the NLA, directly or indirectly. The NLA has determined the key management personnel to be the Minister for the Arts, the Director-General, members of the Council of the National Library and the NLA's Corporate Management Group consisting of NLA employees at the senior executive level. Key management personnel remuneration is reported in the table below.

	2018 \$'000	2017 \$'000
Short-term employee benefits	1,792	1,563
Post-employment benefits	310	253
Other long-term employer benefits	195	180
Termination benefits	-	-
Total key management personnel remuneration expenses	2,297	1,996

The number of key management personnel that are included in the above table total 16 (2017: 21). Key management personnel remuneration for the economic entity and the parent entity are the same.

The above key management personnel remuneration excludes the remuneration and other benefits of the Portfolio Minister. The Portfolio Minister's remuneration and other benefits are set by the Remuneration Tribunal and are not paid by the NLA.

Note 6.3: Related Party Disclosures

Related party relationships

The NLA is an Australian Government controlled entity. Related parties to the NLA include the Minister for the Arts, the Director-General, members of the Council of the National Library, the Library's Corporate Management Group consisting of Library employees at the senior executive level and other Australian Government entities.

Transactions with related parties

Given the breadth of Government activities, related parties may transact with the government sector in the same capacity as ordinary citizens. Such transactions may include the use of Library services and these transactions have not been separately disclosed in this note.

Giving consideration to relationships with related entities and transactions entered into during the reporting period by the NLA, it has been determined that there are no related party transactions to be disclosed.

Controlled Entities - Library Trust Accounts

The Library provides administrative support services to the Library's trust accounts during the year free of charge. The activities funded by the trust accounts support the functions of the Library.

Note 6.4: Supplementary Information for the Parent Entity

Statement of Comprehensive Income

	Parent	
	2018	2017
	\$'000	\$'000
Deficit	(5,832)	(6,021)
Total comprehensive income / (loss)	(4,708)	(3,754)

Statement of Financial Position

	2018	2017
	\$'000	\$'000
Total current assets	64,916	46,752
Total assets	1,698,509	1,693,879
Total current liabilities	13,881	13,260
Total liabilities	15,686	15,913
Equity		
Contributed Equity	108,652	99,089
Reserves	220,541	219,416
Retained surplus	1,368,376	1,359,461
Total Equity	1,697,569	1,677,966

The disclosures at Note 7.1 Contingent Assets and Liabilities and Note 4.2 for Contractual commitments for the acquisition of property, plant and intangible assets are those of the parent entity.

Managing Uncertainties

This section analyses how the Library manages financial risks within its operating environment.

Note 7.1: Contingent Assets and Liabilities

	Guarantees		Indemnities		Claims for damages or costs		Total	
	2018	2017	2018	2017	2018	2017	2018	2017
	\$'000	\$'000	\$'000	\$'000	\$'000	\$'000	\$'000	\$'000
Contingent liabilities								
Balance from previous period	-	-	-	-	-	-	-	-
New	-	-	-	-	-	10	-	10
Re-measurement	-	-	-	-	-	-	-	-
Total contingent liabilities	-	-	-	-	-	10	-	10
Net contingent assets / (liabilities)	-	-	-	-	-	(10)	-	(10)

Quantifiable Contingencies

The Library has no significant quantifiable contingencies.

Unquantifiable Contingencies

The Library has no significant unquantifiable contingencies.

Accounting Policy

Contingent assets and liabilities

Contingent assets and liabilities are not recognised in the statement of financial position, but are reported in the notes. They may arise from uncertainty as to the existence of a liability or asset or represent an asset or liability in respect of which the amount cannot be reliably measured. Contingent assets are disclosed when settlement is probable, but not virtually certain and contingent liabilities are disclosed when settlement is greater than remote.

Note 7.2: Financial Instruments

	2018	2017
	\$'000	\$'000

Note 7.2A - Categories of Financial Instruments

Financial assets

Loans and receivables

Cash and cash equivalents	14,393	6,732
Receivables for goods and services	1,495	500
Interest receivable	345	502
Fixed term deposit with a bank	38,967	44,708
Accrued revenue	611	911
Total loans and receivables	55,811	53,353
Total financial assets	55,811	53,353

Financial liabilities

Financial liabilities measured at amortised cost

Supplier payables	3,203	2,898
Grant payables	60	104
Total financial liabilities measured at amortised cost	3,263	3,002
Total financial liabilities	3,263	3,002

Note 7.2B - Net Gains and Losses from financial assets

Loans and receivables

Interest revenue	1,312	1,335
Net gain loans and receivables	1,312	1,335
Net gain on financial assets	1,312	1,335

Note 7.3: Fair Value Measurement

Note 7.3A - Fair Value Measurement

	Fair Value	
	2018 \$'000	2017 \$'000
Non-financial assets		
Land	16,315	16,000
Buildings	225,568	224,783
Heritage and cultural	1,321,462	1,326,748
Plant and equipment	16,126	15,761
Total non-financial assets (Recurring fair value measurement)	1,579,471	1,583,292

Table 7.3A identifies assets that are measured at fair value. The remaining assets and liabilities do not apply the fair value hierarchy.

The NLA did not measure any non-financial assets at fair value on non-recurring basis at 30 June 2018.

There have not been any changes to the valuation techniques used for valuing the Library's assets during 2017-18.

Accounting PolicyRecurring Level 3 fair value measurements – valuation processes

On an annual basis the NLA engages professional independent valuers with appropriate skills and experience to ensure that assets held at fair value are held at current fair value. For the 30 June 2018 valuation the NLA engaged the following valuers:

- Land, building and leasehold improvements: Herron Todd White (Canberra) Pty Ltd.
- Tangible heritage and cultural assets (i.e. National Collection): Jones Lang Lasalle Advisory Pty Ltd.
- Other property, plant and equipment: Pickles Valuation Services were engaged to confirm that current values did not materially differ to fair value.

The NLA relies on the valuation models provided by the valuers and it is the NLA's policy to seek valuation advice annually to confirm that all valuations remain current. All contracted valuers are required to provide written assurance that the valuation models used are in compliance with AASB 13 Fair Value Measurement.

Transfers between fair value hierarchy levels

It is the NLA's policy to recognise transfers into and out of the fair value hierarchy levels as at the end of the reporting period.

Other Information

Note 8.1: Trust Money Controlled by the Library

The Library operates a number of trust funds to account for donations and income from the application of donated funds. These funds operate under formal trust arrangements; are only able to be used in accordance with the terms of trusts, which are for the purposes of the Library; and these moneys are also recognised in the primary financial statements. The following is a brief comment on each fund currently in operation:

	2018 \$'000	2017 \$'000
(a) The Morris West Trust Fund was funded by the author Morris West. The fund is used for the publication of material owned by the Library.		
Balance carried forward from previous year	577	561
Receipts during the year	-	-
Interest received	20	16
Available for payments	597	577
Payments made	-	-
Balance carried forward to next year	597	577
(b) The General Trust Fund comprises donations received for general purposes or where no purpose is specified by the donor.		
Balance carried forward from previous year	5,223	4,641
Receipts during the year	1,157	961
Interest received	162	135
Available for payments	6,542	5,737
Payments made	(793)	(514)
Balance carried forward to next year	5,749	5,223
(c) The Kenneth Baillieu Myer Trust is a bequest from the late Kenneth Baillieu Myer for the purposes of the Kenneth Myer Annual Oration as held by the Library and for such other purpose as may be considered appropriate by the Director-General.		
Balance carried forward from previous year	35	34
Receipts during the year	20	20
Interest received	1	-
Available for payments	56	54
Payments made	-	(19)
Balance carried forward to next year	56	35
(d) The E.A. & V.I. Crome Trust is a bequest by the late E.A. Crome for the maintenance of and addition to the E.A. & V.I. Crome collection.		
Balance carried forward from previous year	98	95
Receipts during the year	-	-
Interest received	3	3
Available for payments	101	98
Payments made	-	-
Balance carried forward to next year	101	98

- (e) The Acquisition Trust Fund comprises donations received specifically for the acquisition of library material.

Balance carried forward from previous year	1,417	1,376
Receipts during the year	-	-
Interest received	48	41
Available for payments	1,465	1,417
Payments made	-	-
Balance carried forward to next year	1,465	1,417

- (f) The H.S. Williams Trust is a bequest from the late Harold S. Williams for the maintenance of and addition to the H.S. Williams collection.

Balance carried forward from previous year	386	387
Receipts during the year	73	65
Interest received	11	12
Available for payments	470	464
Payments made	(121)	(78)
Balance carried forward to next year	349	386

- (g) The Dame Mary Gilmore Trust is a bequest from the late Dame Mary Gilmore for the maintenance, preservation and protection of the Dame Mary Gilmore diaries.

Balance carried forward from previous year	20	19
Receipts during the year	-	-
Interest received	1	1
Available for payments	21	20
Payments made	-	-
Balance carried forward to next year	21	20

- (h) The Ray Mathew and Eva Kollsman Trust is a bequest from the late Eva Kollsman to encourage Australian writers to work on or with the National Collection; for the acquisition and indexing of the works and papers of Australian writers as part of the National Collection; or to promote Australian writing through publications, exhibitions and public events.

Balance carried forward from previous year	1,148	1,276
Receipts during the year	-	-
Interest received	39	35
Available for payments	1,187	1,311
Payments made	(195)	(163)
Balance carried forward to next year	992	1,148

Note 8.2: Trust Money Not Controlled by the Library

The Library has established a trust account for the receipt of a donation and due to the application of the donation, the Library does not control these funds. The fund operates under formal trust arrangements; are only able to be used in accordance with the terms of the trust and require approval by the beneficiaries of the trust in relation to expenditure of funds. These funds are not recognised in the primary financial statements.

	2018	2017
	\$'000	\$'000
(a) The Nora Heysen Trust Account is a specific bequest from the late Nora Heysen for the provision of scholarships for the study of aspects of the art of Hans Heysen or his contribution to the artistic culture of Australia; or to further the study of the art of Hans Heysen; or to promote and perpetuate the standing of Hans Heysen.		
Balance carried forward from previous year	259	259
Receipts during the year	-	-
Interest received	8	7
Available for payments	267	266
Payments made	(65)	(7)
Balance carried forward to next year	202	259



5.1 APPENDIX A: THE COUNCIL OF THE NATIONAL LIBRARY OF AUSTRALIA AND ITS COMMITTEES

COUNCIL

Chair



Mr Ryan Stokes BCom (Curtin)

Non-executive member, New South Wales
 Managing Director and Chief Executive Officer, Seven Group Holdings Pty Ltd
 Chief Executive Officer, Australian Capital Equity
 Director, Seven West Media Pty Ltd
 Director, Beach Energy
 Director, WesTrac Pty Ltd
 Director, Coates Hire Pty Ltd
 Member, InnovationXchange Committee (within the Department of Foreign
 Affairs and Trade)
 Member, Prime Ministerial Advisory Council on Veterans' Mental Health
 Member, IOC Olympic Education Commission
 Reappointed on 9 July 2015 for a second three-year term until 8 July 2018
 Attended six of six meetings

Deputy Chair



Ms Jane Hemstrich BSc (Hons) (London), FCA, FAICD

Non-executive member, Victoria
 Vice-President, Walter and Eliza Hall Institute of Medical Research
 Non-executive member, Global Council of Herbert Smith Freehills
 Non-executive Director, Lendlease Corporation Ltd
 Non-executive Director, Telstra Corporation Ltd
 Reappointed on 5 May 2016 for a third term until 23 July 2019
 Elected Deputy Chair on 9 December 2016 (effective from 1 January 2017)
 Attended five of six meetings



Members



Professor Kent Anderson BA (Middlebury), MA, JD (Washington), MJur (Oxford)
 Non-executive member, Western Australia
 Deputy Vice-Chancellor (Community and Engagement), University of Western Australia
 Member, New Colombo Plan Reference Group
 Member, Perth Festival Board
 Director, The University Club of Western Australia Pty Ltd
 Director, The University of Western Australia Sport Board
 President, Asian Studies Association of Australia
 Member, Shenton College Board
 Member, General Council, Chamber of Commerce and Industry of Western Australia
 Member, Council for International Education
 Member (Vice-Chair), StudyPerth Board
 Member, Higher Education Standards Panel
 Appointed on 5 May 2016 for a three-year term until 4 May 2019
 Attended six of six meetings



Dr Marie-Louise Ayres BA (UNE), BA (Hons) (ANU), PhD (ANU)
 Director-General and executive member, Australian Capital Territory
 Member, Humanities Research Centre Board, Australian National University
 Appointed on 2 March 2017 for a five-year term until 1 March 2022
 Attended six of six meetings



Mr Thomas Bradley QC, LLB (Queensland), FRNS
 Non-executive member, Queensland
 Barrister, North Quarter Lane Chambers
 President, Access Arts Inc.
 Chair, Brisbane Festival Giving Committee
 Hon. Treasurer, Bar Association of Queensland
 Vice-Patron, QAGOMA Foundation
 Member, QAGOMA Foundation Committee
 Member, UPLIT Inc. (Brisbane Writers Festival) Management Committee
 Reappointed on 11 December 2017 for a second three-year term until 10 December 2020
 Attended six of six meetings



Ms Janet Hirst BA (ANU)
 Non-executive member, Victoria
 Appointed on 5 May 2016 for a three-year term until 4 May 2019
 Attended four of six meetings



Mr Julian Leeser MP, BA (Hons), LLB (UNSW), GAICD
 Non-executive member, New South Wales
 Federal Member for Berowra
 Elected by the House of Representatives on 10 November 2016 for a three-year term until 9 November 2019
 Attended five of six meetings



Senator Claire Moore
 Non-executive member, Queensland
 Senator for Queensland
 Elected by the Senate on 10 November 2016 for a three-year term until 9 November 2019
 Attended four of six meetings



Mr Douglas Snedden BEcon (ANU)
 Non-executive member, New South Wales
 Chair, Chris O'Brien Lifehouse Pty Ltd
 Chair, Isentia Group Ltd
 Chair, Odyssey House McGrath Foundation Pty Ltd
 Non-executive Director, OFX Ltd
 Appointed on 5 May 2016 for a three-year term until 4 May 2019
 Attended five of six meetings



Ms Alice Wong
 Non-executive member, Victoria
 Patron, Chinese Cancer and Chronic Illness Society of Victoria
 Member, Asia Society Australia Board
 Special Adviser to the Board, Bangarra Group
 Member, La Trobe Business School Advisory Board, La Trobe University
 Chair, China Studies Research Centre Advisory Board, La Trobe University
 Appointed on 5 May 2016 for a three-year term until 4 May 2019
 Attended six of six meetings

Meetings

Council met on:

- 4 August 2017
- 6 October 2017
- 1 December 2017
- 2 February 2018
- 6 April 2018
- 1 June 2018.

AUDIT COMMITTEE

Chair

Mr Douglas Snedden

Non-executive member of Council
Attended three of three meetings

Ms Jane Hemstritch

Non-executive member of Council
Attended two of three meetings

Member

Mr Geoff Knuckey

External member
Attended three of three meetings

Other Council members attended meetings as follows:

- Dr Marie-Louise Ayres (three)
- Ms Janet Hirst (one)
- Senator Claire Moore (one)
- Mr Ryan Stokes (three)
- Ms Alice Wong (two).

Terms of Reference

The Audit Committee's terms of reference are to:

- a. on behalf of the members of the Council of the Library, oversee compliance by the Library and Council with obligations under the *Public Governance, Performance and Accountability Act 2013*;
- b. provide a forum for communication between the members of Council, senior managers of the Library and the Library's internal and external auditors;
- c. ensure that there is an appropriate ethical climate in the Library; consider the appropriateness, adequacy, efficiency and effectiveness of the internal control system and system of risk oversight and management; and oversee compliance by the Library with those systems and procedures;
- d. consider the appropriateness of the Library's accounting policies;
- e. consider the appropriateness of the annual financial report of the Library and recommend its adoption to Council; and
- f. consider the appropriateness of the Corporate Plan measures and external performance reporting.

Meetings

The Audit Committee met on:

- 4 August 2017
- 1 December 2017
- 6 April 2018.

CORPORATE GOVERNANCE COMMITTEE

Chair

Ms Jane Hemstritch

Deputy Chair of Council
Attended two of two meetings

Members

Mr Thomas Bradley QC

Non-executive member of Council
Attended two of two meetings

Mr Douglas Snedden

Non-executive member of Council
Attended one of two meetings

Mr Ryan Stokes

Chair of Council
Attended two of two meetings

Terms of Reference

The Corporate Governance Committee's terms of reference are to:

- a. evaluate the effectiveness of Council in its role in corporate governance;
- b. evaluate the performance and remuneration of the Director-General; and
- c. oversee the development of a list of prospective members for appointment to Council, subject to consideration and approval by the Minister.

Meetings

The Corporate Governance Committee met on:

- 2 February 2018
- 1 June 2018.

5.2 APPENDIX B: NATIONAL LIBRARY OF AUSTRALIA FOUNDATION BOARD

Chair

Mr Kevin McCann AM

Members

Dr Marie-Louise Ayres

National Library of Australia

Ms Kathryn Favelle

National Library of Australia

The Hon. Martin Ferguson AM

Ms Janet Hirst

Council of the National Library of Australia

Mr David Kenyon

Mr Simon Moore

Ms Cathy Pilgrim

National Library of Australia

Mr Douglas Snedden

Council of the National Library of Australia

Secretariat

Development Office

National Library of Australia

The Foundation Board was dissolved in May 2018, as an outcome of the strategic fundraising review.

Terms of Reference

The National Library of Australia Foundation Board's terms of reference were to:

- provide advice on Library fundraising targets;
- provide assistance and advice on major fundraising campaigns, events and associated activities;
- assist in obtaining funds from a variety of sources, including the business and philanthropic sectors; and
- encourage individual members to personally contribute or actively secure amounts required for nominated Library fundraising appeals.

5.3 APPENDIX C: STAFFING OVERVIEW

The Library workforce is highly skilled with deep sector knowledge. The Library's workforce demographic character broadly reflects that of the wider Australian Public Service (APS), but has a higher proportion of female staff (including over 70 per cent of senior executive staff), higher proportions of those identifying as having a disability and from a culturally and linguistically diverse (CALD) background and is of slightly higher average age. The Library has been successful in engaging and retaining Aboriginal and Torres Strait Islander staff, who now represent 2.5 per cent of the workforce.

A total of 75 per cent of the Library's workforce is classified at APS 6 or below, with the majority of employees at APS 6 level. At 30 June 2018 the Library had 340 full-time and part-time ongoing staff, 36 full-time and part-time non-ongoing staff and 24 casual staff. The average full-time equivalent staffing for 2017–18 was 382, compared with 380 in 2016–17.

**Table C.1: Employment Status by Classification—
Headcount Figures at 30 June 2018**

Classification	Total Staffing	Ongoing	Non-ongoing (inc. casuals)
Statutory Office Holder	1	0	1
SES Band 1	6	6	0
EL 2	22	22	0
EL 1	72	68	4
APS 6	76	70	6
APS 5	73	63	10
APS 4	74	59	15
Graduate	2	2	0
APS 3	54	42	12
APS 2	20	8	12
Total	400	340	60

Table C.2: Workforce Demographic by Classification—Headcount Figures at 30 June 2018

Classification	Female	Male	CALD Background	People with Disability	Indigenous People
Statutory Office Holder	1	0	0	0	0
SES Band 1	4	2	1	1	0
EL 2	15	7	2	1	0
EL 1	41	31	7	1	1
APS 6	51	25	13	5	1
APS 5	57	16	15	3	1
APS 4	59	15	23	6	4
Graduate	2	0	0	0	2
APS 3	43	11	18	7	1
APS 2	17	3	5	0	0
Total	290	110	84	24	10

5.4 APPENDIX D: GIFTS, GRANTS AND SPONSORSHIPS

SUBSTANTIAL COLLECTION MATERIAL DONATIONS

Ausdance National	Ms Trinh Lieu
Mrs Carol Bolton	Mr Andrew Mackay
Dr Stuart Braga	Mr Martin Mischkulnig
Mr Michael Cook	Mr Peter Missingham
Mr Terry Wills Cooke	Estate of Eirene Mort (Mr Tim Thelander)
Professor Derek Denton AC and Dame Margaret Scott AC, DBE, OBE	Ms Louise Niven
Dr Tony Edelsten	Dr Elizabeth Reid
Mr Jack Eden	Dr Kathrine Reynolds
Ms Kathleen Etkins	Mr Geoffrey Robertson AO, QC
The Hon. Tim Fischer AC	The Royal Commission into Institutional Responses to Child Sexual Abuse
Mr Geoff Fitzhardinge	Mr Michael Snape
Mr Lindsay Foyle	Associate Professor Warren Sun
Ms Margot Gatenby	Ms Meryl Tankard
Mr John Gollings	Mr Eric Wainwright
Mr Robert Ingpen	Mr Patrick Walters
Jervis Bay Baptist Church Opportunity Shop	Mr Roger Woodward AC, OBE
Ms Elisabeth Knight and Ms Fran Moore	

GRANTS

Catalyst—Australian Arts and Culture Fund (Treasures Gallery Access Program, Treasures Gallery Curator)	National Museum of Australia (Community Heritage Grants)
Department of Communications and the Arts (Community Heritage Grants)	Avant Mutual Group (oral history project)
National Archives of Australia (Community Heritage Grants)	Mike Barrett and Associates (oral history project)
National Film and Sound Archive (Community Heritage Grants)	Office of the Inspector-General of Intelligence and Security (IGIS) (oral history project)

BEQUESTS

Estate of Alan Walter Ives	Ralf Iannuzzi Memorial Trust
Estate of Joan Lindsay	Estate of Mr Harold S. Williams

FELLOWSHIPS AND PUBLIC PROGRAMS

Friends of the National Library of Australia Inc.
(Friends of the National Library of Australia
Creative Arts Fellowship)

Linnaeus Estate (Linnaeus Estate Fellowship)

The MacLeod Family Trust (Treasures Gallery
Access Programs)

Mrs Pat McCann (Norman McCann Summer
Scholarship)

Miss Carol Moya Mills (Carol Moya Mills
Summer Scholarship)

The Myer Foundation (Kenneth Myer Lecture)

Dr John Seymour and Mrs Heather Seymour AO
(Seymour Summer Scholarship/Seymour
Biography Lecture)

Mr Kerry Stokes AC (Treasures Gallery Access
Programs)

Associate Professor Linnett Turner and Associate
Professor David Turner (Kenneth Binns
Travelling Fellowship)

Two supporters donated anonymously.

National Library of Australia Fellowships

Professor Donald H. Akenson

Dr Patricia Clarke OAM, FAHA

The Hon. Mary Delahunty

The Hon. Martin Ferguson AM

Mr John M. Green

The late Dr Pamela Gutman

Ms Jane Hemstritch

Professor Joyce Kirk

Dr Elizabeth Lawson

Ms Marjorie Lindenmayer

Ms Yuan Yuan Liu

Mr Brian Long

Macquarie Group Foundation Ltd

Mr Kevin McCann AM and Mrs Deidre McCann

Mrs Janet McDonald AO

Minerals Council of Australia

Dr Doug Munro

Professor Janice Reid AC, FASSA

Emeritus Professor Alan Robson AO

Dr Ian Ross

Mrs Margaret Ross AM

Ms Anne-Marie Schwirtlich AM, FAHA

Mr Douglas Snedden

The Hon. James Spigelman AC

Mr Ryan Stokes

Ms Deborah Thomas

Two supporters donated anonymously.

Asia Study Grants

Professor Kent Anderson

Global Business College of Australia

Ms Alice Wong

One supporter donated anonymously.

SPONSORSHIPS

Eden Road Wines

Forrest Hotel & Apartments

Optus

Schwartz Media

TFE Hotels

5.5 APPENDIX E: GRANTS AND FELLOWSHIP PROGRAMS

GRANTS

During the reporting period, the Library operated one grant program.

Community Heritage Grants

The Library awarded 56 grants of up to \$15,000 to assist community organisations to preserve and manage nationally significant cultural heritage collections. Financial support and assistance for this grants program were received from the

Department of Communications and the Arts; the National Archives of Australia; the National Film and Sound Archive; and the National Museum of Australia.

FELLOWSHIPS AND SCHOLARSHIPS

During the reporting period, the Library operated the following programs.

National Library of Australia Fellowships

Four 2018 fellowships, funded by private donors and Library supporters, were awarded to Dr Rebecca Jones, Dr Maggie Tonkin, Professor Lisa Adkins and Dr Rachel Stevens. Two honorary fellowships were awarded to Associate Professor Ruth Barraclough and Dr Elizabeth Burrows. An additional National Library of Australia Fellowship was awarded to Professor David Vines funded by the Minerals Council of Australia.

National Library of Australia Fellowship for Research in Australian Literature

Funded through the Ray Mathew and Eva Kollsman Trust, the 2018 fellowship was awarded to Professor Gillian Russell.

National Library of Australia Fellowship in Japan Studies

Funded through the Harold S. Williams Trust, the 2018 fellowship was awarded to Dr Linda Zampol D'Ortia.

National Library of Australia Fellowship for Curatorial Research

Funded through the Patrons and supporters of the Library's Treasures Gallery Access Program, the 2018 fellowship was awarded to Associate Professor Lisa Chandler.

Friends of the National Library of Australia Creative Arts Fellowship

Funded by the Friends, this fellowship supports a residency for a creative practitioner or artist working in any genre to develop new work using the Library's collections. The 2018 fellowship was awarded to visual artist Dr Carolyn Young.

National Library of Australia Creative Arts Fellowship for Australian Writing

Funded through the Ray Mathew and Eva Kollsman Trust, this fellowship supports a residency for a creative writer to research the Library's collections. The 2018 fellowship was awarded to novelist Mr Liam Pieper.

National Folk Fellowship

Funded jointly by the Library and the National Folk Festival, this fellowship supports a residency for research in the Library's folklore collections to develop a performance at the festival. The 2018 fellowship was awarded to ethnomusicologist and musician Dr Salvatore Rossano.

Norman McCann Summer Scholarships

Funded by Mrs Pat McCann, three summer scholarships were awarded to Ms Cassandra Byrnes (University of Queensland), Ms Shastra Deo (University of Queensland) and Mr Luke Forbes (Monash University).

Seymour Summer Scholarship

Funded by Dr Heather Seymour AO and Dr John Seymour, this summer scholarship for biographical research was awarded to Ms Rosanna Stevens (Australian National University).

Carol Mills Summer Scholarship

Funded by Miss Carol Moya Mills, this summer scholarship for a candidate from rural or regional Australia was awarded to Mr Paul Taucher (Murdoch University).

Asia Study Grants

With the support of the Harold S. Williams Trust Fund, sponsors and private donors, the Library has expanded the former Japan Study Grants scheme to include research across any of its Asian language or Asia-related collections. These grants support scholars to undertake research using the Library's Asian collections for up to four weeks. Twelve grants were awarded to: Ms Debbie Chan; Dr Yingchi Chu; Dr Joost Cote; Professor John Crossley; Dr Emma Dalton; Dr Vanessa Hearman; Ms Xiaoqing Kong; Dr Hironori Onuki; Mr Oscar Jr Sequina; Mr Kent Wan; Dr Alistair Welsh; and Mr Shensi Yi. Two honorary grants were awarded to Dr Rina Kikuchi and Dr Olivier Krischer.

Kenneth Binns Travelling Fellowship

Funded by the family of Kenneth Binns, this fellowship supports travel for professional development by Library staff in the early stages of their career. The 2018 fellowship was awarded to Ms Susie Russell.

Friends of the National Library of Australia Travelling Fellowship

Funded by the Friends of the National Library of Australia, this fellowship supports travel for professional development by Library staff. The 2018 fellowship was awarded to Ms Kathryn Favelle.

5.6 APPENDIX F: NATIONAL LIBRARY OF AUSTRALIA FUND

The National Library of Australia Fund helps the Library to manage, develop, preserve, digitise and deliver its documentary heritage collections to the widest possible audience, both online and onsite.

This year, specific campaigns included support for the Treasures Gallery, including online initiatives—such as live streaming of Treasures-related events and the addition of new Treasures to the Digital Classroom (nla.gov.au/digital-classroom)—and the preservation and digitisation of performing arts scrapbooks containing ephemera held in the PROMPT Collection. National Library of Australia Fund donors are acknowledged at the following gift levels:

- Principal Patron: gifts of \$1,000,000 and above
- Platinum Patron: gifts of \$250,000 to \$999,999
- Gold Patron: gifts of \$100,000 to \$249,999
- Silver Patron: gifts of \$25,000 to \$99,999
- Bronze Patron: gifts of \$10,000 to \$24,999
- Patron: gifts of \$1,000 to \$9,999
- Donor: gifts under \$1,000.

The Library gratefully acknowledges the generosity and support of Patrons and donors.

Listed below are Patrons who have given to the fund since its inception in 2009 and donors who have given during 2017–18. (An asterisk beside a name in the lists below indicates Patrons who donated during 2017–18).

PRINCIPAL PATRONS

Stokes Family
Vincent Fairfax Family Foundation

PLATINUM PATRONS

Ms Juliana Smeaton Edwards*
Mrs Pat McCann
Ms Simone Vinall*

GOLD PATRONS

Associate Professor Noel Dan AM and
Mrs Adrienne Dan*
Friends of the National Library of Australia Inc.*
Dr Michael Kassler and Dr Jamie Kassler*
Kenyon Foundation*
Macquarie Group Foundation Ltd
Mr Robert Maynard*
Mr Kevin McCann AM and Mrs Deidre McCann
Minerals Council of Australia
The Myer Foundation*
Planet Wheeler Foundation
The late Mrs Alison Sanchez
Ms Anne-Marie Schwirtlich AM, FAHA and
Mr Stephen Yorke*
Dr John Seymour and Mrs Heather Seymour AO*
Dick and Pip Smith Foundation*
Mr Kerry Stokes AC and Ms Christine
Simpson Stokes*
Mr Ryan Kerry Stokes and Mrs Claire Stokes*
One supporter donated anonymously.

SILVER PATRONS

Mr Jim Bain AM and Mrs Janette Bain
 Dr Diana J. Carroll*
 The late Mr Victor Crittenden OAM
 Ms Catherine Hope Gordon
 Ms Jane Hemstritch*
 Dr Ron Houghton DFC and the late
 Mrs Nanette Houghton
 Ms Marjorie Lindenmayer*
 The Linnaeus Estate*
 Lovell Chen Pty Ltd*
 The MacLeod Family Trust
 Dr Thomas Mautner*
 Mr Simon Moore
 Mrs Glennis Moss and the late Dr Kenneth
 Moss AM

Origin Foundation
 Mrs Patricia Peck and the late Mr Nigel Peck AM
 Mrs Margaret Ross AM and Dr Ian Ross
 Ms Josephine Shanks and Emeritus Professor
 Dr Robert Shanks*
 Mr Doug Snedden and Ms Belinda Snedden*
 In memory of the late Ms Della Keren Thomas
 Associate Professor Linnett Turner and
 Associate Professor David Turner*
 Wesfarmers Ltd
 Mr Geoffrey White OAM and Mrs Sally White
 OAM*
One supporter donated anonymously.

BRONZE PATRONS

Dr Marion Amies*
 Professor Kent Anderson*
 Dr Marie-Louise Ayres and Dr Russell Ayres*
 Mrs Alison J. Bloomfield
 Mr Thomas Bradley QC
 Dr Desmond Bright and Dr Ruth Bright AM*
 Ms Kristal Claasz
 In memory of the late Mrs Mavis Thorpe Clark
 Dr Patricia Clarke OAM, FAHA*
 Dr R.L. Cope PSM*
 Ms Christine Courtenay AM and the late
 Mr Bryce Courtenay AM
 The Lord Ebury and the late Lady Ebury*
 Mr Christopher Edye*
 Mr John Fairfax AO and Mrs Libby Fairfax*
 Mr Tim Fairfax AC
 Mr James Ferguson
 The Hon. Martin Ferguson AM and
 Ms Patricia Waller*
 The late Lieutenant Colonel (Retd)
 M.A. Fletcher JP
 Sir James Gobbo AC, CVO
 Mr John M. Green
 Mrs Claudia Hyles*

Professor Joyce Kirk and Dr Terry Kirk
 Liberty Financial
 Mr Brian Long and Ms Cathy Long
 Mrs Janet McDonald AO and Mr Donald
 McDonald AC*
 Mr Bruce Miller*
 Miss Carol Moya Mills*
 Mr Baillieu Myer AC and Mrs Sarah Myer*
 Mrs Maria Myers AC
 Mr John Oliver and Mrs Libby Oliver*
 Ms Meg Paul
 Dr Fiona Powell
 Professor Janice Reid AC, FASSA
 Mrs Diana Ritch and Mr Jack Ritch
 Emeritus Professor Alan Robson AO and
 Mrs Gwenda Robson*
 Miss Kay Rodda*
 Mr Robin V.F. Smith
 The Hon. Mr James Spigelman AC
 Ms Deborah Thomas
Three supporters donated anonymously.

FOUNDING PATRONS

Dr Marion Amies*
 Mrs Phoebe Bischoff OAM
 Mrs Josephine Calaby
 Dr R.L. Cope PSM*
 The late Mr Victor Crittenden OAM
 Ms Lauraine Diggins*
 The late Lady Ebury*
 Mr Andrew Freeman FACS
 Ms J.L. Fullerton AO*
 Griffith 8 Book Group
 Mrs Claudia Hyles*
 Professor Joyce Kirk and Dr Terry Kirk
 Dr Jan Lyall PSM
 Mrs Vacharin McFadden and Mr Robert
 McFadden*

Mr Peter McGovern AM
 Mrs Glennis Moss and the late Dr Kenneth
 Moss AM
 Mr John Oliver and Mrs Libby Oliver*
 Mrs P.P. Pickering
 Emeritus Professor Alan Robson AO and
 Mrs Gwenda Robson*
 Miss Kay Rodda*
 Rotru Investments Pty Ltd for Mrs Eve Mahlab
 AO and Mr Frank Mahlab
 Mrs Angela Thorn and the late Mr Bill Thorn
 Mr John Ulm and Mrs Valda Ulm
 Ms Lucille Warth
Three supporters donated anonymously.

PATRONS

Mrs Lynette Adams*
 Ake Ake Fund
 Dr Michael Alpers AO, CSM and Dr Deborah
 Lehmann AO*
 Ms Cynthia Anderson*
 Mrs Margaret Anderson*
 Mrs Sue Andrews
 Asia Bookroom
 Ms Kate Baillieu*
 Mr Simon Banks
 Ms Lucy Bantermalis
 Mr Sam Bartone
 The Hon. Dr Annabelle Bennett AO, SC and
 Dr David Bennett AC, QC
 Ms Baiba Berzins
 Mrs Eva Besen AO and Mr Marc Besen AC
 Ms Margaret Bettison*
 Mr Udai Bhati and Mrs Shanta Bhati*
 Professor Geoffrey Blainey AC
 Ms Emily Booker*
 Mr Max Bourke AM and Ms Margaret Bourke
 Mr Penleigh Boyd and Ms Robyn Boyd*
 Sir Ron Brierley
 Mr Charles Bright and Mrs Primrose Bright
 Dr Elizabeth Brouwer
 Mr Howard Brown and Ms Jenny Brown*

Emeritus Professor Mairéad Browne FALIA and
 Dr David Browne*
 Dr Geoffrey Burkhardt*
 Ms Eve Buscombe and Ms Dawn Richardson,
 in memory of William and Royal Buscombe
 Caiger Family
 Dr Geoffrey Cains
 Mrs Jennie Cameron
 Mr Ian Campbell*
 The Reverend Edmund Campion
 Dr Edmund Capon AM, OBE and Mrs Joanna
 Capon OAM
 Mr Matt Carkeet*
 Mr Michael Carlton
 The Carmelite Monastery
 Emeritus Professor David Carment AM*
 Dr John Carmody*
 Mr Ronald Casey and Ms Catherine Archbold*
 CIMIC Group Ltd
 Dr Peter Cochrane and Dr Suzanne Rickard
 Mr John Collins*
 Professor James Cotton
 Mrs Helen Creagh*
 Professor Robert Cribb and Mrs Susan Cribb*
 Mrs Gloria Cumming
 Mrs Carolyn Curnow and Mr Bill Curnow

Mr Charles P. Curran AC and Mrs Eva Curran
 Ms Perri Cutten and Mr Jo Daniell
 Dr Joanne Daly and Dr Michael Adena*
 Mrs Rowena Danziger AM and Mr Ken
 Coles AM*
 Professor Mahananda Dasgupta
 Mr Brian Davidson*
 Professor Jeremy Davis AM and Dr Jessica
 Milner Davis
 Dr Michelle Deaker
 The Hon. Mary Delahunty
 Mr Terry De Martin*
 Mr Sean Dale Dengate*
 Mrs Margaret Dent*
 Dr Annie Duncan and Mr Peter Duncan AO
 Ms Kristen Durran*
 Ms Jane Edmanson OAM*
 The Hon. R.J. Ellicott AC, QC
 Dr N.F. Exon and Mrs D.F. Exon*
 Dr Suzanne Falkiner*
 Mrs Maureen Fisher*
 Ms Christine Goode PSM*
 Ms Margaret Goode*
 Mr Andrew Gosling*
 Ms Linda Groom*
 Mr Robert Grozier and Mrs Karen Grozier*
 Dr Grazia Gunn and Emeritus Professor
 Ian Donaldson FAHA, FBA, FRSE
 The Hon. Roger Gyles AO, QC*
 Mr Peter Hack
 Mr Clive Haddock*
 Mr Sam Hallinan and Mrs Joanne Hallinan*
 Mrs Isobel Hamilton
 Professor Margaret Harris*
 Emeritus Professor Dennis Haskell AM*
 Mr Colin Hauff*
 Mrs Heather Henderson and the late
 Mr Peter Henderson AC
 The Heraldry and Genealogy Society of
 Canberra Inc.
 The late Dr Basil S. Hetzel
 Dr Marian Hill*
 Ms Sarah Hill and Mr Philip Thalix
 Mrs Rosemary Hill-Ling OAM and the late
 Mr Robert Hill-Ling AO
 Mrs Rosanna Hindmarsh OAM*

Ms Peggy Horn
 Hughes-Warrington Family*
 Mr Gary Humphries*
 Dr Anthea Hyslop*
 Dr Peter Ingle and Mrs Rosemary Ingle*
 Inside History
 Ms Marilyn Jessop*
 Mr David M.H. John*
 Ms Irene Kaspar and Mr Peter Boege*
 Ms Joan Kennedy*
 Dr Ann Kent and Dr Bruce Kent
 Mr Gary Kent*
 The late Dr James Kerr AM
 Dr Ruth Kerr OAM*
 Mr Robert Kirby and Mrs Mem Kirby
 Professor Wallace Kirsop*
 KPMG
 The late Dame Leonie Kramer AC, OBE
 Ms Anne Latreille*
 Dr Elizabeth Lawson
 Mr Frank Lewincamp PSM and Ms Barbara
 Lewincamp*
 Dr F. Lilley and Mrs P. Lilley
 Mr Robert Lundie*
 Mr Michael Lynch and Ms Liz Lynch*
 Emeritus Professor Campbell Macknight and
 Mrs Lorraine Macknight
 Ms Janet Manuell SC
 Mr Robert B. Mark*
 Mr David Marr
 Ms Kathleen Marshall*
 Dr Rod Marston
 Mr Julian Martyn and Ms Linda Sproul
 Sir Anthony Mason AC, KBE, GBM
 Ms Robyn McAdam*
 Miss Janet McDonald*
 The late Captain Paul McKay
 Ms Fiona McLeod SC
 Mr Ronald McLeod AM
 Mr Simon McMillan*
 Dr Alison Adele Millerd
 Senator Claire Moore
 Professor Ingrid Moses AO and Dr John Moses*
 Mrs Anne Moten*
 Ms Jane Needham SC

Professor Colin Nettelbeck FAHA and
 Mrs Carol Nettelbeck*
 The Hon. Jocelyn Newman AO
 Ms Marion Newman*
 Professor Brian O'Keefe AO
 Mr Andrew Phelan*
 Ms Cathy Pilgrim and Mr Steven Anderson*
 Mrs Mary Pollard
 Mr Chester Porter QC
 Lady Potter AC, CMRI
 Mrs Anne Prins*
 Mrs Pam Ray*
 Ms Dianne Redwood and Mr Denis Foot*
 Professor Dimity Reed AM and Dr Garry Joslin*
 The late Mr Bill (W.F.) Refshauge*
 The Hon. Margaret Reid AO*
 Mr Ian Renard AM
 Professor Craig Reynolds FAHA*
 Ms Dawn Richardson*
 The late Mrs E. Richardson OAM
 Ms Valerie Rivers*
 Mr G. Robinson and Mrs B. Robinson
 Mr Geoffrey Robinson and Ms Julie Burdis
 Mrs Pamela Robinson*
 Dr Maxine Rochester*
 The late Professor Emerita Jill Roe AO
 Professor Michael Roe
 Rome Family
 Ms Christine Ronalds AO, SC
 Mr Alan Rose AO and Mrs Helen Rose*
 Barry Lawrence Ruderman Antique Maps Inc.
 Mr William Rutledge and Mrs Julia Rutledge*
 Mrs Ann Ryan
 Mr Bob Santamaria
 The Hon. Justice Joseph Santamaria
 Ms Phillipa Saraceno
 The late Dr H. Maurice Saxby AM
 The Reverend G. Shaw and Mrs J. Shaw
 Mr Stephen Shelmerdine AM and Mrs Kate
 Shelmerdine
 Mr Tony Shepherd AO
 Mr Wayne Sheridan*
 Mrs Mary Simpson and Mr Antony Simpson
 Dr Kerry Smith AM
 Ms Wendy Smith*

Mr Ezekiel Solomon AM
 Mrs Helene Stead*
 Associate Professor Bruce Steele AM
 Dr Jennifer Strauss AM*
 Ms Kaaren Sutcliffe and Mr Andrew Sutcliffe
 Mr Doug Sutherland AM
 Mr Robin Syme AM*
 Mr Howard Tanner AM
 Ms Felicity Teague
 Mr Grahame Thom*
 Mr Arnold Thomas
 Mr Robert Thomas AM*
 Associate Professor Gerald Thurnwald AM*
 Dr Bernadette Tobin AO and Mr Terence
 Tobin QC
 Mrs Helen Todd*
 Ms Lisa Turner*
 Mr John Uhrig AC and Mrs Shirley Uhrig
 Mr Frank van Straten AM*
 Mr John Vandenberg
 The late Gerald Walsh MA
 Ms Jill Waterhouse
 Ms Alexandra Wedutenko*
 Mr Lou Westende OAM
 Mrs Joy Wheatley and Mr Norman Wheatley*
 Ms Helen White and Mr Robert Richardson*
 Dr Peter White
 Ms Wendy Whitham*
 Mr Doug Wickens and Mrs Betty Wickens*
 Ms Helen Williams AO
 Ms B. Willoughby-Thomas
 Ms Alice Wong*
 Dr Malcolm Wood*
 Mrs Marie Wood and Mr Greg Wood*
 Dr Michael W. Young
Thirty-three supporters donated anonymously.

DONORS 2017–18

Mr Timothy a'Beckett
 Mr Robert Allmark
 Miss Doris Amesbury
 Mr Bruce Andrews
 Mrs D.J. Askew and Mr M.C. Askew
 Professor Peter Bailey AM, OBE
 Mr Mark Bersten
 Ms K. Blackburn and Mr S. Clugston
 Mr Warwick Bradney
 Mr Bern Brent
 Mr Alan Brown AM and Ms Erika Leslie
 Ms Betty Campbell
 Mrs Judith Campbell
 Canberra Art Workshop
 Mr Bertram Castellari
 Mr Richard Castles
 Mr Geoffrey Chard AM
 Professor Graeme Clark AC and Mrs Margaret Clark
 Ms Fiona Clarke
 Miss Margaret Clinch
 Professor Bryan Coleborne and Mrs Patricia Coleborne
 Ms Natalie Cooke
 Mr Paddy Costanzo
 Rabbi Dr Shimon Cowen
 Mrs Joan Crook
 Ms D.K. Cunningham
 Lady Geraldine Currie
 Mr Simon C. D'Arcy
 Dr Les Davies
 Brigadier Phillip Davies AM and Mrs Sandra Davies
 Mr Alan Dawson
 Emeritus Professor Patrick De Deckker AM
 Mrs Robyn Dean
 Mrs Yolanta Desjardins
 Captain Murray Doyle AAM
 Ms Melanie Drake
 Miss Robyn A. Duncan
 Ms Jacqueline Dwyer
 Reverend Dr Frank Engel
 The Hon. Elizabeth Evatt AC
 Mrs Lorraine Fairbank

Mr Joseph Faust
 Mr Brian Fitzpatrick
 Mr Stuart Flavell
 Dr Juliet Flesch
 Ms Lynn Fletcher
 Dr Margaret Folkard
 Dr Lois Foster
 Mrs Barbara Franks
 Dr Howard Freeman OAM
 Ms Margaret Frey
 Ms Yvonne Frindle
 Ms Jennifer Giles
 Mrs S. Gillies and Mr D. Gillies
 Mr I.J. Gollings and Mrs S.B. Gollings
 Ms Jillian Goodge
 Dr Elizabeth Grant AM
 Mr John Greenwell
 Dr Brian Harrap
 Ms Angela Hawes
 Ms Susan K. Heal
 Mrs Julie Hicks
 Mr Anthony Hill and Mrs Gillian Hill
 Mrs Samantha Hills
 Ms Eleanor Hing Fay
 Mrs A.E.T. Horn
 Ms Diana Howlett
 Mrs Jill Hutson
 Mr J. Hyndes and Ms D. Hyndes OAM
 Mr David Jarvis
 Mrs Christine Jeffrey
 Dr Victoria Jennings
 Ms Belinda Jessup
 Dr Ian Jobling and Dr Anne Jobling
 Ms Meryl Joyce
 Ms Antonia Kasunic and Mr Nicholas Craft
 Associate Professor Rosanne Kennedy
 Mr David Kennemore
 Ms Judy Kennett
 Mrs Joan Kitchin
 Mrs Karleen Klaiber
 Mrs Anne Lane and Mr Colin Lane
 Dr Diana Leeder
 Mr Trevor Lewis
 Mr Rod Mackenzie

Ms Caroline Mackie
 Dr Hilda E. Maclean
 Mr John Maclurcan
 Mr John Maffey OAM
 Ms Casey Magnussen
 Ms Roslyn Maguire
 Mr Russell James Marston
 Mr Greg Martin and Ms Marjon Martin
 Ms Rebecca Maxwell
 Mr Graeme Mayo
 Mr Tim McCabe and Mrs Lee McCabe
 Mr Tim McCormick
 Dr V.B. McCoy
 Dr Peter McDonald
 Ms Jann McFarlane
 Dr Leah McKenzie
 Dr Betty Meehan FAHA
 Ms Chris Miller
 Mr Rowley Charles Miller OAM
 Mr Ian Moore and Ms Michelle Moore
 Mr Peter Moore
 Dr Louise Moran
 Ms Di Morrissey
 Mrs Dorothy Munns
 Mr Howard Murray and Mrs Patricia Murray
 Dr Karl Neuenfeldt
 Mrs Elizabeth Nunn
 Mr Robert K. O'Connor QC
 Dr Jacqueline Orsborne
 Dr M. Park and Mr G. Imashev
 The Reverend Kenneth Parker
 Mr Jonathan Persse
 Ms Jacqui Pinkava
 Mrs Diana Pittock and Mr Barrie Pittock
 Mr George Polites AC, CMG, MBE
 Mr Riley Price
 Mrs Amy Pryor
 Dr Rapin Quinn and Dr Peter Quinn
 Ms Mary Reynolds OAM
 Dr Lyn Riddett
 Mr Ken Riordan
 Mrs Robyn Ritchie
 Mrs Rosemary Ritorto
 Mrs Patricia Roberts
 Mr A.S. Robinson
 Ms Penny Rogers

Miss Susan Ross
 Mr Stephen Ryan and Mrs Mary Anne Ryan
 Ms Emma Sekules
 Mr W.S. Semple
 Mr Garth Setchell and Mrs Robin Setchell
 Ms Cristina Shannon
 Mrs Gwyneth Sparrow
 Mr Paul Stanton
 Ms Margaret Steinberger
 Mr Paul Strasser
 Mrs Gay Stuart and Mr Charles Stuart
 Ms Anna Sura
 Ms Helen Swift
 Professor K. Taylor AM and Mrs M. Taylor
 Ms Felicity Tepper
 Mr C. Terry and Mrs J. Terry
 Dr J.A. Thompson
 Dr Christopher Tiffin and Ms Deborah Turnbull
 Mr Andrew Turley
 Dr Hugh Tyndale-Biscoe AM
 Mr Denis Warne
 Ms Gabrielle Watt
 Dr Auriol Weigold
 Dr Mary Welsh
 Wet Paper Publications
 Ms Rosalie Whalen
 Mrs Christine White and Mr Richard White OAM, JP
 Mr Daniel White JP
 Mr Terry White AO
 Dr I.S. Wilkey and Mrs H. Wilkey
 Professor Ian Williams and Dr Janet Hadley Williams
 Mr David Williamson and Kristen Williamson
 Mr Geoffrey Williamson
 Dr Gabrielle Wood
 Mr C. Woodland and Mrs V. Woodland
 Mr John Worcester
 Mr Bruno Yvanovich
 Mrs P.A. Zerbe

One hundred and six supporters donated anonymously.

5.7 APPENDIX G: NOTABLE ACQUISITIONS

Australian and Overseas Publications

In 2017–18 notable acquisitions of Australian and overseas publications included:

- the book *Message to Australia*, an outcome of the Royal Commission into Institutional Responses to Child Sexual Abuse. The Library also acquired, in both physical and digital form, commission reports, case studies, consultation papers, pamphlets, posters, booklets and kits. Personal responses and other unpublished material were also acquired and the commission's website and published research archived
- published works documenting the Australian Marriage Law Postal Survey held between 12 September and 7 November 2017. They included websites, posters and printed ephemera for the Yes and No campaigns, as well as material promoting the survey and support services offered by advocacy groups
- *Eagle Gulch: An Australian Story*, published in 1883, an extremely rare fictional work set on Queensland's Darling Downs goldfields and narrated by a Cornish miner. Written by a pseudonymous author of whom nothing is known, the work seems to be one of only two known copies
- posters from Peter Drew's third and concluding instalment of the *Real Australians Say Welcome* poster series celebrating Australian multiculturalism. The posters feature Aboriginality as it relates to national identity and acknowledges the 250 distinct Indigenous language groups
- 60 North Korean propaganda posters created between 2010 and 2016. The posters are hand painted, featuring vibrant images and text. These posters represent a rich resource for contemporary study of North Korea.

Maps

In 2017–18 notable maps acquisitions included:

- *Exacta et Accurata Delineatio cùm Orarum Maritimarum tùm etjam locorum Terrestrium quae in Regionibus China (An Accurate Map of Maritime Lands in Southeast Asia)*, one of the maps establishing Dutch trading power in South-East Asia in the 1600s. Printed in 1596, the map is by Jan Huygen van Linschoten who collected intelligence on Portuguese trading bases. One of few surviving examples, the map of the East Indies was widely disseminated, contributing to eventual Dutch hegemony in the region. A highlight is the depiction of the mythical land of *Beach provincia auriferain* (the region where Australia would eventually be discovered)
- an original drawing used in the engraving of the Blaeu wall map of New Holland (see 'Major Acquisition: Blaeu Map Cartouche', page 24)
- *The Nautical Almanac and Astronomical Ephemeris for the Year 1769*, published in London for the Commissioners of Longitude. Prepared under the supervision of Astronomer Royal Nevil Maskelyne, it includes 'Instructions relative to the observation of the ensuing transit of the planet Venus over the Sun's disk, on the 3d of June 1769' and is the edition used by Cook to make observations of the transit at Tahiti. This copy includes a handwritten dedication (possibly from Maskelyne) to Admiral James Saumarez, notable for his victory at the Battle of Algeciras

- a very rare operational map detailing the proposed invasion of Taiwan by the People's Liberation Army in 1950. *Taiwan bing yao di zhi tu (Military Map of Taiwan)* comprises several printed sheets pasted together as an overview plan for the proposed invasion. The map shows infrastructure and detailed terrain analysis, including possible landing sites. The map is stamped 'military top secret' in red overprint, and 'Third field army (East China field army) of the Chinese People's Liberation Army, copied in February 1950'.

Pictures

In 2017–18 notable pictures acquisitions included:

- Darling Downs pioneer Thomas Domville Taylor's visual record of frontier conflict between Indigenous communities and settlers, and the search for explorer Ludwig Leichhardt. The collection includes drawings, a sketchbook and a journal, dating from around 1840 to 1846
- the painting *Summer Lights, Flinders Ranges, 1933*, an impressive visual record of the Flinders Ranges in oils by artist Sir Hans Heysen, purchased with funds from the Nora Heysen bequest. As detailed in his papers held by the Library, Heysen made regular painting trips to the Flinders Ranges with his son David and was drawn to the natural light effects on the landscape
- a portrait of natural science artist and publisher John Gould by H.R. Robinson (c.1875), donated by family member Dr Tony Edelsten, to support Library holdings of papers of John Gould

- *Cripes, That Was a Narrow Squeak!* by Stan Cross (c.1933), sequel cartoon to *For Gorsake Stop Laughing, Cross'* most famous cartoon
- an albumen photograph of the 1884 Australian cricket team and two postcard photographs showing the derailment of the train carrying Edward, Prince of Wales, during his tour of Western Australia in 1920, donated by Council member Mr Thomas Bradley QC
- a rare photographic portrait from around 1910 by Herbert George Ponting of the crew of the *Terra Nova* on Captain Robert Falcon Scott's second British Antarctic Expedition
- a series of 33 digital files taken by Ruth Maddison showing women at work at Racing Victoria, Boss Polymer Technologies, Melbourne Water and Victoria Forests
- a series of 84 digital files photographed by Andrew Chapman at the Ford Broadmeadows Assembly Plant
- 42 files and two exhibition prints by Conor Ashleigh of South Sudanese community members.

Manuscripts

In 2017–18 notable manuscripts acquisitions included:

- a list of 18 young male convicts discharged from the *Bellerophon* prison hulk at Sheerness, Kent. Commander Samuel Owen notes the name, age, offence, place of conviction, occupation and remarks on the conduct of each boy. The transported convicts arrived in Hobart Town on the *Lady East* in April 1825

- the lifetime archive of classical pianist Roger Woodward AC, OBE. This extensive collection, donated by Woodward, includes musical scores and recordings, diaries, childhood and family papers, photographs, programs, speeches and writings, publicity material, academic and administrative papers, honours and awards
- the first instalment of papers from expatriate barrister Geoffrey Robertson QC, collected from his parents' home in Sydney. This small collection contains personal and professional papers, awards and related material. A larger collection of his legal papers is expected to be transferred from his London chambers in 2018
- personal papers of Belinda Mackay, daughter of Jessie Street, including family correspondence, photographs, notebooks, financial records and family history; and papers relating to the Jessie Street Centenary, the Jessie Street Trust and the Jessie Street National Women's Library
- personal papers of former politician, diplomat and National Party leader the Hon. Tim Fischer AC, including diaries, transcripts of speeches, drafts of writings, papers relating to overseas trips, certificates and related material
- papers of the actor, writer and gay activist Tim Conigrave comprising correspondence, artworks, notes and draft manuscripts, including for his memoir *Holding the Man*, successfully adapted as a film by director Neil Armfield in 2015

- additions to existing collections relating to: writer and feminist Anne Summers; archaeologists John Mulvaney and Isabel McBryde; composers Elena Kats-Chernin, Larry Sitsky and Roger Smalley; poet Fay Zwicky; children's author Ivan Southall; barrister Ian Temby; diplomat Stephen Brady; director Jim Sharman; Australian Academy of the Humanities; and Belvoir Street Theatre.

Oral History and Folklore

In 2017–18 notable oral history and folklore acquisitions included:

- interviews with notable Australians, including: Opera Australia's artistic director Lyndon Terracini; astrophysicist Dr Matthew Colless; publisher Dame Carmen Callil; artist Elisabeth Cummings; former CEO of John Martin Retailers Ltd Geoff Coles; fashion designer Carla Zampatti; businesswoman and philanthropist Susan Alberti; author Marele Day; lawyer and Jewish community leader Nina Bassat; and former Australian ambassador to Japan Bruce Miller
- in collaboration with the Australia–China Council, material for the Australia–China Council oral history project. This included interviews with former consul-general in Hong Kong Dr Jocelyn Chey, Chinese art historian and curator Dr Claire Roberts, former vice chancellor of the University of New South Wales Professor Mark Wainwright, former chair of the Australia–China Business Council Kevin Hobgood-Brown and cultural leader Carrillo Gantner

- in collaboration with the Office of the Inspector-General of Intelligence and Security (IGIS), material for the IGIS oral history project, including interviews with former inspectors-general and the former head of the Australian Signals Directorate
- in collaboration with Avant Mutual Group, material for the Medical Indemnity Insurance Industry in Australia oral history project, including interviews with former director of United Medical Protection Associate Professor Stuart Boland and senior medical advisor Dr Megan Keaney
- social history interviews for the Rural and Farm Women oral history project (produced with funding from the Australian Research Council), the Marriage Equality oral history project; and the Great Barrier Reef oral history project
- recordings from across Australia collected by folklorist Rob Willis, including of the Caloundra German Singing Group from Queensland and The Darwin Rondalla string band from the Northern Territory. Recordings of interviews and traditional folk music from Italian, Spanish, Portuguese and South American musicians were also made by ethnomusicologist and musician Dr Salvatore Rossano
- two formed collections of note. These were: the Australian South Sea Islander collection, a unique series of 96 interviews by Professor Clive Moore and Dr Trish Mercer with South Sea Islanders between 1974 and 1981; and the Australian Antarctic Division oral history collection, a series of 172 interviews covering the history of Australian Antarctic expeditions between 1947 and 1997.



GLOSSARY



Peter Dombrovskis (1945–1996)
Sunrise at Hinchinbrook Island National Park,
 Queensland 1986
 nla.cat-vn4931367

Term	Definition
Application Programming Interface (API)	A set of computer programming rules and tools; the Trove API provides data in a machine-readable form, enabling programmers to create new applications, tools and interfaces
born-digital	Material produced in digital form
Digital Classroom	An online platform delivering Library content to teachers and students from Years 3 to 10. Modules are aligned with the Australian Curriculum.
Digital Library Infrastructure Replacement (DLIR) program	A five-year (2012–2017), \$15 million initiative that redeveloped the Library's digital library systems, architecture and workflows to build the organisation's capacity to collect and provide access to rapidly increasing digital collections
edeposit	Provision, by publishers, of copies of electronic publications to the Library; the Library is entitled to copies of electronic publications under legal deposit provisions in the <i>Copyright Act 1968</i> , and also through Premier's Circulars and other government agreements
ingest	The process by which a digital object or metadata package is absorbed by a different system than the one that produced it
ISSN	International Standard Serial Number. The Library has sole responsibility for allocating an ISSN to ongoing serial titles published in Australia.
National Digital Services Agreement	A collaborative digital business model being developed by the Library to underpin future investment in Trove and replace existing services offered through Libraries Australia
NLA Publishing	The Library's publishing company which works with Australia's leading writers, designers and illustrators to produce publications exploring the Library's rich and diverse collections
performance targets	Quantitative and qualitative performance levels or changes in levels to be achieved
PANDORA	A collaborative project between the Library, state libraries and heritage institutions which selects, collects and archives copies of Australian websites and online publications
petabyte	1,000 terabytes

(continued over)

Glossary (continued)

Term	Definition
Public Service Modernisation Fund	An Australian Government funding initiative to assist agencies to manage their transformation to a more modern public sector
terabyte	1,000 gigabytes
time-pointed transcripts	Transcripts that are synchronised to time points against the original audio recordings
Trove	A national discovery service implemented by the Library in November 2009, providing a single point of access to a wide range of traditional and digital content from Australian collections and global information sources

SHORTENED TERMS

Abbreviation	Definition
APS	Australian Public Service
CALD	culturally and linguistically diverse
DLIR	Digital Library Infrastructure Replacement (program)
EL	Executive Level
GST	goods and services tax
IT	information technology
NED	National edeposit
NLA	National Library of Australia
PGPA Act	<i>Public Governance, Performance and Accountability Act 2013</i>
PROMPT Collection	Performing Arts Programs and Ephemera Collection
SES	Senior Executive Service

COMPLIANCE INDEX

The index below shows compliance with the requirements specified in the *Public Governance, Performance and Accountability Rule 2014*, Subdivision B—Annual report for corporate Commonwealth entities.

Reference	Requirement	Part
PGPA Rule 17BB	Approval by accountable authority	Transmittal letter
PGPA Rule 17BC	Standard of presentation	All
PGPA Rule 17BD	Plain English and clear design	All
PGPA Rule 17BE, paragraph (a)	Enabling legislation	p.46
PGPA Rule 17BE, paragraph (b)	Functions and purposes	pp.45–46
PGPA Rule 17BE paragraph (c)	Responsible minister	p.45
PGPA Rule 17BE paragraph (d)	Ministerial directions and other statutory requirements	p.51
PGPA Rule 17BE paragraph (e)	Government policy orders	N/A
PGPA Rule 17BE paragraph (f)	Noncompliance	N/A
PGPA Rule 17BE paragraph (g)	Annual performance statements	pp.13–41
PGPA Rule 17BE paragraphs (h) and (i)	Noncompliance—finance law	N/A
PGPA Rule 17BE paragraph (j)	Members of the accountable authority	Appendix A
PGPA Rule 17BE paragraph (k)	Outline of organisational structure	p.47
PGPA Rule 17BE paragraph (l)	Location of major activities and facilities	p.51
PGPA Rule 17BE paragraph (m)	Statement on governance	p.48
PGPA Rule 17BE paragraphs (n) and (o)	Related entity transactions	N/A
PGPA Rule 17BE paragraph (p)	Key activities and changes affecting the authority	N/A
PGPA Rule 17BE paragraph (q)	Judicial decisions and reviews by outside bodies	p.51
PGPA Rule 17BE paragraph (r)	External reports on the entity	N/A
PGPA Rule 17BE paragraph (s)	Information from a subsidiary	N/A
PGPA Rule 17BE paragraph (t)	Indemnities and insurance premiums for officers	N/A
PGPA Rule 17BE paragraph (u)	Index of annual report requirements	pp.123–124

The index below shows compliance with Commonwealth statutory requirements for annual reporting which apply to the National Library.

Reference	Statutory requirement	Part
Schedule 2, Part 4 of the <i>Work Health and Safety Act 2011</i>	Work Health and Safety	p.52
Section 516A of the <i>Environmental Protection and Biodiversity Conservation Act 1999</i>	Environmental performance and environmentally sustainable development	p.51
Section 311A of the <i>Commonwealth Electoral Act 1918</i>	Advertising and market research expenditure	p.53

INDEX

Page numbers in italics indicate an illustration. 'Library' refers to the National Library of Australia.

- AASB (Australian Accounting Standards Board) 69
 Aboriginal and Torres Strait Islander peoples 8, 27, 29, 30, 34, 101, 102
 access 5, 15, 16, 21, 23, 27–35, 37, 46. *See also* make access happen (strategic priority 2)
 access programs 38
 accountability, corporate governance and 48–53, 98, 99
 accounting judgements and estimates 80–1
 accounting policies 98
 changes in equity 65
 financial performance 71, 72, 73
 financial position 74, 75, 79–81, 82
 funding 83
 managing uncertainties 86, 88
 people and relationships 84
 accounting standards, new Australian 69
 Acquisition Trust Fund 90
 acquisitions 15, 21, 23, 24, 78, 114–17
 activities
 community 6
 financial 4, 66
 major, locations 51
 additions to collections 54, 116
 administration building 51
 advertising expenditure 53
 advisory committees 49. *See also* Audit Committee; Corporate Governance Committee
 ages of staff 15, 101
 AIATSIS (Australian Institute of Aboriginal and Torres Strait Islander Studies) 29
 ambassadors, 50th anniversary 30
 amortisation 74, 79, 80, 82, 87
 depreciation and 63, 76, 77, 79, 83
 Anderson, Kent 96, 96
 Annual Report, accountability and 48, 98
 API (Application Programming Interface) 28
 Application Programming Interface (API) 28
 APS (Australian Public Service) 40, 101
 APS Employee Census 40
 APS State of the Service Report 40
Archipelagus Orientalis, sive Asiaticus (Blaeu) 24, 114
 archives acquisitions and management 21
 ArchivesSpace 21
 Ashleigh, Conor, photographs by 115
 Asia Study Grants 31, 104, 106
 Asian collections 34
 Asian Collections Reading Room 15
 'Ask a Librarian' service 14
 asset recognition threshold 79
 asset revaluation reserve 65
 assets 55, 63, 64, 65, 67, 71, 73, 86.
 See also financial assets; non-financial assets
 Assistant Directors-General 46, 47
 audio cassette preservation 21
 Audit Committee 48, 49–50, 98
 audited financial statements 63–7
 notes to 69–91
 auditors
 independent, report 60–1
 internal 50, 98
 audits 41, 50, 52
 AustLit 26
 Australia–China Council oral history project 116
 Australian accounting standards, new 69
 Australian Accounting Standards and Interpretations–Reduced Disclosure Requirements 69
 Australian Accounting Standards Board (AASB) 69
 Australian and overseas publications 114
 Australian Antarctic Division oral history collection 117
 Australian Collections and Reader Services Division 47
 Australian cricket team 1884 photograph 115
 Australian Embassy, Jakarta 15, 51, 70
 Australian First Nations peoples. *See* Aboriginal and Torres Strait Islander peoples
 Australian Heritage Council 52
 Australian Institute of Aboriginal and Torres Strait Islander Studies (AIATSIS) 29
 Australian Institute of Project Management 4
 Australian Marriage Law Postal Survey 20, 114
 Australian National Audit Office 50
 Australian National Audit Office Better Practice Guide Public Sector Audit Committees 49
Australian National Audit Office Better Practice Guide Public Sector Audit Committees (Australian National Audit Office) 49
 Australian National Maritime Museum 30
 Australian Public Service (APS) 40, 101
 Australian published materials 17, 18, 23, 40, 80
 Australian publishers 17, 18–19, 39, 40
 Australian Signals Directorate Top 4 29
 Australian South Sea Islander collection 117
 Australian unpublished materials 17, 80
 Ayres, Marie-Louise 6–9, 6, 13, 47, 62, 96, 96, 98, 100
 backlist ebook deposits 19
 basis of preparation of financial statements 69
 Bateman, Rebecca 8, 29, 34

Bellerophon prison hulk convicts, list of (Owen) 115
 bequests 89, 90, 91, 103
 Bessie Rischbieth Collection 37
 Bidyadanga community 29
 Bijon, Beatrice 37
 biographical database integration in Trove 28
 Blaeu, Joan, *Archipelagus Orientalis, sive Asiaticus* 24, 114
 blog posts 15, 33
 Bode, Katherine 33
 bond rate adjustment 54, 55, 67
 books 17, 18, 25, 35
 bookshop 14, 55
 Bradley, Kevin 47
 Bradley, Thomas 96, 96, 99, 115
 Bronze Patrons 107, 108
 budget variances 39, 54, 67
 build the nation's memory (strategic priority 1) 16, 17–26, 46
 building improvements 79, 88
 buildings 15, 51
 commitments 78
 depreciation and amortisation 79
 revaluations 55, 77
 values 64, 76, 77, 88
 see also National Library of Australia main building
 bulk ingest processes 21
The Bulletin 4, 26
 business continuity 4, 28, 50
 CALD (culturally and linguistically diverse) backgrounds, staff from 101, 102
 campaign material 20
 capital commitments 78
 capital works expenditure 67
 Carol Mills Summer Scholarship 31, 106
 Carter, Jeff 21
 cartouche for Blaeu's *Archipelagus Orientalis, sive Asiaticus* 24, 24, 114
 cash and cash equivalents 55, 64, 66, 67, 74, 87
 cash flow 66, 67
 casual staff 101
 Cataloguing-in-Publication. See Prepublication Data Service (formerly Cataloguing-in-Publication)
 categories of financial instruments 87
 Chairs
 Audit Committee 98
 Corporate Governance Committee 99
 Council of the National Library of Australia 3, 9, 95, 95
 National Library of Australia Foundation Board 100
 Chair's report 3–5
 challenges 7, 21
 Chapman, Andrew, Ford Broadmeadows Assembly Plant photographs 115
 Chief Financial Officer 62
 ClearCost 41
 cloud services 38–9
 co-investment in Trove 5
 collaborations 8, 16
 Aboriginal peoples 29
 Australian publishers 18
 National edeposit 36, 37
 notable acquisitions 116, 117
 Public Service Modernisation Fund 26, 27
 collection 8, 16, 17–26, 46. See also national collection
 Collection Development Acquisition Budget 54, 83
 collection intangibles 64, 76, 80. See also intangibles
 collections
 additions 54, 116
 storage 15, 22, 70
 substantial donations 103
 see also national collection; use of collections; individual collections
 Collections Management Division 47
 Collinson, Laurence 21
 colonial manuscripts 4, 26
 Comcare 52
 committees, advisory 49. See also Audit Committee; Corporate Governance Committee
Commonwealth Electoral Act 1918 53
 Commonwealth Heritage List 51
Commonwealth of Australia Government Gazette 4, 26
 Commonwealth Superannuation Scheme (CSS) 84
 communications 53, 70, 98
 communities
 connecting and collecting with 4, 7, 8, 20, 27, 29
 Aboriginal and Torres Strait Islander 8, 27, 29, 30, 34
 research 7, 31
 community activities 6
 community giving 38
 Community Heritage Grants 105
 compliance 41, 52
 comprehensive income 54, 63, 65, 67, 83, 86
 comprehensive loss 63
 computer software 64, 76, 77, 80
 Conigrave, Tim, collection 116
 connections with communities and collections 7, 8, 20, 27, 29. See also lead, partner, connect and excel (strategic priority 3)
 Conservation Management Plan 52
 conservation of Library main building 51–2
 consolidated financial statements 63–7
 notes to 69–91
 consolidation principles for financial statements 69
 contingent assets 86
 contingent liabilities 86
 contractors and consultants expenses 54, 70
 contractual commitments for acquisitions 78

controlled entities—Library trust accounts 85
 Cook, James 30
 Cook, L. 62
Cook and the Pacific (exhibition) 7, 30, 54, 55
 Cooke, Kaz 30
 Copies Direct 34
 corporate governance and accountability 48–53, 98, 99
 Corporate Governance Committee 48, 49, 50
 corporate governance structure 46, 48
 Corporate Management Group 50, 85
 Corporate Plan 8, 48, 98
 Corporate Services Division 47
 corrected text on Trove 15
 Corrective Action Plan (work health and safety) 52
 costs
 goods sold 55, 70
 net, services 63, 75
 per service 41
 Council. See Council of the National Library of Australia
 Council of the National Library of Australia 8, 38, 50, 85, 95–7
 roles 45, 48, 49, 60, 99
 statement by Council, Director-General and Chief Financial Officer 62
Crazy Weather: The Physical and Emotional Effects of Climate Extremes 1910s–40s (Jones; research project) 31
 Creative Fellowships 31. See also Friends of the National Library of Australia Creative Arts Fellowship; National Library of Australia Creative Arts Fellowship or Australian Writing
Cripes, That Was a Narrow Squeak! (Cross; cartoon) 115
 Crome, E.A. 89
 Cross, Stan, *Cripes, That Was a Narrow Squeak!* (cartoon) 115
 CSS (Commonwealth Superannuation Scheme) 84
 culturally and linguistically diverse (CALD) backgrounds, staff from 101, 102
 curatorial policy 80
 cybersecurity 4, 28, 29
 Dame Mary Gilmore Trust and diaries 90
 databases 28, 33, 35
Deeds Not Words: Women's Suffrage in Britain (exhibition) 37
 deficits 54, 63, 65, 86
 Dellit, Alison 47
 Department of Communications and the Arts 83
 Department of Finance, *Resource Management Guide No. 202* 49
 Department of the Environment and Energy 52
 deposit interest 63, 67
 deposits, term 67, 74, 75, 87
 depreciation and amortisation 63, 76, 77, 79, 83
 depreciation of national collection 54
 Deputy Chair, Council of the National Library of Australia 13, 95, 95
 derecognition 80
 description of large photographic collections 21
Design Drawing for Blaeu Wall Map of New Holland (Jansz) 24, 24, 114
 Development Office 100
 digital books 25
 digital business model 41
 digital collections
 building, managing, preserving 4, 5, 7, 15, 17–18, 19, 21, 26, 37
 usage 4, 23, 25, 31, 33, 35
 value proposition 38
 digital leadership 4
 digital library infrastructure, shared 36
 Digital Library Infrastructure Replacement (DLIR) 4, 6, 9, 31, 35
 digital volunteers 8
 digitisation 4, 5, 26, 27, 29, 35, 38
 Director-General 6, 45, 46, 47, 85, 96, 99
 review 6–9
 statements 13, 62
 disability, staff with 101, 102
 disaster recovery 28, 50
 disclosures, related party 85
 DLIR (Digital Library Infrastructure Replacement) 4, 6, 9, 31, 35
 Dombrovskis, Peter
 Journeys into the Wild (exhibition) 3
 Lake Oberon, Western Arthur Range ... 94
 Morning Mist, Rock Island Bend, Franklin River ... 2
 Near Mawson Point, Macquarie Island ... 44
 Olearia Pinifolia in Flower with Tasmania Lanceolata ... 12
 Peppermint Gum (Eucalyptus Pulchella) Woodland ... 58
 Sunrise at Hinchinbrook Island National Park ... 120
 Domville Taylor, Thomas, collection 115
 donations 8, 24, 54, 67, 72, 76
 substantial collection material 103
 supporting research 31–2
 trusts for 89–90, 91
 Donick, *Eagle Gulch: An Australian Story* 114
 donors 3, 14, 103–4, 107, 112–13
 dramatised readings 6
 Drew, Peter, *Real Australians Say Welcome* (poster series) 114
 Dupree, Maureen 47
 E.A. & V.I. Crome Trust and collection 89
Eagle Gulch: An Australian Story (Donick) 114
 ebooks 19

ecologically sustainable development (ESD) 51
 Edelsten, Tony 115
 edeposits 5, 17, 18, 19, 36–7, 40
 education programs 14, 15
 Edward, Prince of Wales 115
 Edwards, Averill 32
 efficiency dividends 54
 electronic databases 28, 33, 35
 Emergency Planning Committee 50
 emergency response 50
 employee benefits 63, 70, 84, 85
 Employee Census (APS) 40
 employee expenses 54, 63, 66, 70
 employee provisions 55, 64, 67, 84
 employees. *See* staff
 employer contributions to superannuation funds 84
 employment statuses of staff 101
 engagement with Library 27, 29, 31, 33, 35
 Enlighten (festival) 4, 6
 environment and heritage protection 51
Environment Protection and Biodiversity Conservation Act 1999 (EPBC Act) 51
 environmental performance 36, 51
 EPBC Act (*Environment Protection and Biodiversity Conservation Act 1999*) 51
 equity 54, 55, 64, 65, 66, 79, 86
 ESD (ecologically sustainable development) 51
 Essential Eight Maturity Model 29
 ethical climate 98
 events, public 14, 15
 events after reporting period 69
Exacta et Accurata Delineatio cum Orarum Maritimarum tum etjam locorum Terrestrium quae in Regionibus China (Linschoten; map) 114
 Executive and Public Programs Division 47
 Exhibition Gallery 15
 exhibition objects on loan to Library 30
 exhibitions 14, 30
 expenditure 39, 53, 54–5, 67
 expenses 54, 55, 63, 66, 67, 70–1, 79
 explanations of major budget variances 67
 facade replacement 6, 9, 41
 Facebook comments 15
 facilities, major 51
 fair value measurements 80–1, 88
 fascia replacement 6, 9, 41
 Favelle, Kathryn 100
 fellowships 3, 31, 32, 104, 105–6
 female staff 101, 102
 Ferguson, Martin 100
 fiction in Australian newspapers 33
 Fifield, Mitch 29, 45
 50th anniversary of Library opening 4, 6, 29–30
 financial assets 55, 64, 75, 86
 cash and cash equivalents 55, 64, 66, 67, 74, 87
 funds 74, 75, 89
 interest 63, 67, 74, 87
 investments 55, 64, 66, 67, 75
 receivables 55, 64, 72, 74–5, 87
 term deposits 67, 74, 75, 87
 financial instruments 87
 financial liabilities 55, 64, 67, 82, 84, 86, 87
 financial management 46
 financial performance 54–5, 70–3
 financial position 55, 64, 67, 74–82, 86
 financial statements 63–7
 notes to 69–91
 financing activities 66
 finding aids 21, 26
 First Nations peoples. *See* Aboriginal and Torres Strait Islander peoples; Pacific communities
 Fischer, Tim, collection 116
 FitzSimons, Peter 30
 Ford Broadmeadows Assembly Plant photographs (Chapman) 115
 Foundation Board. *See* National Library of Australia Foundation Board
 Founding Patrons 109
 fraud awareness training 50
 Fraud Control Plan 50
 Fraud Management Policy 50
 Fraud Risk Assessment 50
 Friends. *See* Friends of the National Library of Australia
 Friends of the National Library of Australia 14, 15
 Friends of the National Library of Australia Creative Arts Fellowship 31, 105
 Friends of the National Library of Australia Travelling Fellowship 106
 Fringe Benefit Tax 63, 69
 full-time staff 101
 functions
 Library 45, 46
 Trove 23
 funding 7, 30, 54, 83
 fundraising 37, 38
 fundraising and development program 38
 gains 63, 73, 87
 galleries 15
 General Trust Fund 89
 gifts. *See* bequests; donations; philanthropy
 Gilmore, Mary 90
 Gold Patrons 107
 Gollings, Shirley 8
 goods and services receivables 71, 72, 74, 87
 Goods and Services Tax (GST) 66, 69, 74
 Gorton, John 29

Gould, John, portrait (Robinson) 115
 governance 41
 Government 48, 54, 63, 66, 83
 Government inquiries 51
 grants
 expenses 63, 71
 payables 64, 82, 87
 revenue 54, 73
 grants, research 103, 104, 105
 Great Barrier Reef oral history project 117
 GST (Goods and Services Tax) 66, 69, 74
 guides, volunteer 8, 15
 Hadlow, Jenny 8
 Harlequin Australia 19
 HarperCollins 19
 HASS DEVL (Humanities and Social Sciences Data Enhanced Virtual Laboratory) 32
 Heiss, Anita 30, 34
 Hemstritch, Jane 13, 95, 95, 98, 99
 heritage and cultural collections 64, 76, 77, 78, 80, 88
 heritage and environment protection 51
 Heritage Management Plan 52
 Heritage Strategy 52
 Herron Todd White (Canberra) Pty Ltd 88
 Hetherington, Carol 33
 Heysen, Hans 91, 115
 Summer Lights, Flinders Ranges, 1933 115
 Heysen, Nora 91
 Hirst, Janet 96, 96, 98, 100
 H.S. Williams Trust and collection 90
 Humanities and Social Sciences Data Enhanced Virtual Laboratory (HASS DEVL) 32
 humanities research 7, 32
 images collections 23, 31
 Impairment Allowance Account 75
 impairment of assets 75, 79
 improved access 5, 21, 37
 incidents, notifiable work health and safety 52
 income 54, 63, 65, 67, 72–3, 83, 86
 independent auditor's report 60–1
 Independent Review of the *Public Governance, Performance and Accountability Act 2013* 51
 Indigenous Australians. *See* Aboriginal and Torres Strait Islander peoples
 Indigenous Curator 8, 29
 Indigenous research 32
 Indonesian map series 26
 information inquiries 14, 34
 inquiries
 Government 51
 information 14, 34
 information technology (IT) 38–9
 Information Technology Division 47
 injuries suffered, premiums for 52
 Inquiry into Canberra's National Institutions 51
 Inspector-General of Intelligence and Security oral history project 117
 Instagram followers 15
 intangibles 64, 66, 71, 76–7, 78, 80
 intensive users of Trove survey 23, 25
 interactions with Library online 35
 interest
 cash receipts 66
 deposit 63, 67
 receivable 74, 87
 revenue 63, 72, 87
 trust fund receipts 89, 90, 91
 interlibrary loan requests 34, 35
 internal auditor 50, 98
 internal control system 98
 interview summaries, time-pointed 21
 interviews 21, 116–17
 inventories 64, 81
 investing activities 4, 66
 investments 55, 64, 66, 67, 75
 IT (information technology) 38–9
 Jansz, Peter, *Design Drawing for Blaeu Wall Map of New Holland* 24, 24, 114
 Joint Standing Committee on the National Capital and External Territories 51
 Jones, Rebecca, *Crazy Weather: The Physical and Emotional Effects of Climate Extremes 1910s–40s* (research project) 31
 Jones Lang Lasalle Advisory Pty Ltd 88
 journals digitised 35
Journeys into the Wild (exhibition) 3. *See also* Dombrovskis, Peter
 Karajarri community 29
 Kenneth Baillieu Myer Trust 89
 Kenneth Binns Travelling Fellowship 106
 Kenneth Myer Annual Oration 89
 Kenyon, David 100
 key management personnel 85
 Kiwirrkurra community 29
 Knuckey, Geoff 98
 Kollman, Eva 90
 land 55, 64, 76, 77, 88
 Law, Benjamin 30
 lead, partner, connect and excel (strategic priority 3) 16, 36–41, 46
 leader, Library as trusted 39
 leadership in digital library spheres 4, 29, 36
 learning programs 14, 15
 lease rentals, operating 70, 71, 82

leasehold improvements 77, 79, 88
 leave 54, 70, 84
 lectures, public 6
 Leeser, Julian 30, 97, 97
 Leffler, Dub (Vass &), *Sorry Day* 34
 legal deposit 5, 17, 19, 23, 36. See also National edeposit (NED)
 legislation compliance 41
 legislation relevant to Library 46, 48
 Level 4 refurbishment project 51
 liabilities, financial 55, 64, 67, 82, 84, 86, 87
 Libraries Australia 19
 Library Up Late 6, 20
 Linschoten, Jan Huygen van, *Exacta et Accurata Delineatio cum Orarum Maritimarum tum etjam locorum Terrestrium quae in Regionibus China* 114
 live streaming 6, 31
 loans and receivables 74, 87
 location of major activities and facilities 51
 long service leave 84
 loss, comprehensive 63

 McCann, Deidre 31
 McCann, Kevin 31, 100
 Mackay, Belinda, collection 116
 McKenzie, Amelia 47
 Macquarie Group Foundation 31
 Maddison, Ruth, women at work photographs 115
 magazine and newspaper subscriptions expenses 55, 70
 Main Reading Room 15, 34
 major acquisitions 24
 major activities and facilities, locations 51
 major budget variances 67
 make access happen (strategic priority 2) 16, 27–35, 46
 male staff 102
 management
 collections 17, 18, 21, 40
 conservation 52
 financial 46
 heritage 52
 fraud 50
 rehabilitation 52
 risk 28, 50, 86, 98
 uncertainties 86–8
 work health and safety 52
 management personnel
 key 85
 senior 46, 47, 98, 101
 manuscripts collections 4, 22, 26, 35, 51, 115–16
Mapping Our World (exhibition) 24
 maps collections 17, 18, 26, 35, 114–15
 marble fascia replacement 6, 9, 41
 market research expenditure 53
 marriage equality debate and survey 20

 Marriage Equality oral history project 117
 Maskelyne, Nevil, *The Nautical Almanac and Astronomical Ephemeris for the Year 1769* 114
 median age of staff 15
 Medical Indemnity Insurance Industry in Australia oral history project 117
 meetings
 Audit Committee 98
 Corporate Governance Committee 50, 99
 Council of the National Library of Australia 49, 97
 members
 Audit Committee 98
 Corporate Governance Committee 50, 99
 Corporate Management Group 85
 Council of the National Library of Australia 49, 85, 96–7, 96, 97, 98, 99
 National Library of Australia Foundation Board 100
 Menzies, Robert 3
 Mercer, Trish (Clive Moore &), South Sea Islanders interviews 117
Message to Australia (Royal Commission into Institutional Responses to Child Sexual Abuse) 114
 Minister for Finance 51
 Minister for the Arts 85
 Minister responsible for the Library 34
 ministerial directions 51
 Modernisation Fund. See Public Service Modernisation Fund
 Moore, Claire 30, 97, 97, 98
 Moore, Clive (& Mercer), South Sea Islanders interviews 117
 Moore, Simon 100
 Morris West Trust Fund 89
 music collections 17, 18, 25, 117
 musical recordings and interviews (Rossano) 117
 Myer, Kenneth Baillieu 89

 National and State Libraries Australia 36
 national collection
 assets 55, 76, 79, 80
 maintenance and development 45
 storage 22
 usage 33
 valuations 54, 55, 76, 79, 80–1, 88
 National Collections Access Division 47
 National Digital Deposit Network. See National edeposit (NED; formerly National Digital Deposit Network)
 National edeposit (NED; formerly National Digital Deposit Network) 5, 17, 18, 36–7
 national focus 16, 46
 National Folk Fellowship 106
National Library Act 1960 16, 45, 46, 48, 49, 69, 80
 National Library of Australia Creative Arts Fellowship for Australian Writing 31, 105

National Library of Australia Fellowship for Curatorial Research 31, 105
 National Library of Australia Fellowship for Research in Australian Literature 105
 National Library of Australia Fellowship in Japan Studies 105
 National Library of Australia Fellowships 3, 31, 104, 105
 National Library of Australia Foundation Board 7, 31, 38
 National Library of Australia Fund 107–13
 National Library of Australia main building 51, 77
 conservation 51
 50th anniversary of opening 4, 6, 29–30
 marble fascia replacement 6, 9, 41
 opening 3, 29
 public spaces 15
 storage 22
 National Museum of Australia 30
 National Research Data Cloud 32
 National Research Infrastructure Roadmap 32
 National Simultaneous Storytime 6
The Nautical Almanac and Astronomical Ephemeris for the Year 1769 (Maskelyne) 114
 NED (National edeposit; formerly National Digital Deposit Network) 5, 17, 18, 36–7
 net cash appropriation arrangements 83
 net cost of services 63, 75
 net gains and losses from financial assets 87
 newspaper collections 15, 23, 33
 Ngambri community 29
 Ngunnawal community 29
1968: Changing Times (exhibition) 3–4, 30
 Nix, Garth 30
 NLA Publishing 34
 non-financial assets 55, 63, 64, 76–81, 88
 non-ongoing staff 101
 Nora Heysen Trust Account 91, 115
 Norman McCann Summer Scholarships 31, 106
 North Korean propaganda posters 114
 notable acquisitions 114–17
 notes to financial statements 69–91. See also financial statements
 notifiable work health and safety incidents 52

 Office of Parliamentary Counsel 26
 offsite storage 22
 offsite visitors 15
 ongoing staff 16, 101
 online collections 14, 15, 23, 35, 38
 online visits 14, 15
 onsite visitors 3, 4, 6, 15
 onsite visits 14, 34
 onsite volunteers 8
 opening of Library 3, 29
 Opening Our Doors, Creating the Future (campaign) 4

 operating activities 66
 operating expenditure 54
 operating expenses 54
 operating lease rentals 70, 71, 82
 oral history and folklore collections 4, 25, 116–17
 organisational structure 46, 47
 overseas-born staff 7
 overseas collections 80, 114
 Owen, Samuel, list of *Bellerophon* prison hulk convicts 116
 own-source income 63, 72–3
 own-source revenue 63, 72

 Pacific communities 30
 pages digitised 4, 26, 37
 PANDORA 20, 21
 Parliament 48
 Parliament House 30
 parliamentary committees 51
 parliamentary showcase 4, 29, 30
 part-time staff 101
 partner surveys 40
 partnerships 36
 Patrons 107–11
 payables 55, 64, 67, 82, 87
 Pearson Australia 19
 people and relationships 84–6
 People's Liberation Army, *Taiwan bing yao di zhi tu* (map) 115
 performance, financial 54–5, 70–3
 performance against governance requirements 41
 performance measures 48
 build the nation's memory 23–5
 lead, partner, connect and excel 39–41
 make access happen 33–5
 performance targets 23, 35, 39
 Petherick Reading Room 15
 PGPA Act (*Public Governance, Performance and Accountability Act 2013*) 13, 46, 48, 51, 69, 98
 philanthropy 7, 31, 32, 38
 photographic collections 3, 21, 115
 physical collections 4, 5, 15, 22, 33, 34, 35, 51
 Pickles Valuation Services 88
 pictures collections 115
 Pilgrim, Cathy 47, 100
 plant and equipment
 accounting policies 79, 80
 assets 64, 76
 commitments 78
 derecognition 80
 purchases and sales 66, 67
 reconciliation of balances 76–7
 valuations 79, 88
 write-offs 71
 Platinum Patrons 107

policies, accounting. See accounting policies

Ponting, Herbert George, *Terra Nova* crew photographic portrait 115

Portfolio Budget Statements 48

Portfolio Minister 85

position, financial 55, 64, 67, 74–82, 86

posters 114

premiums for injuries suffered 52

prepayments 64

Prepublication Data Service (*formerly* Cataloguing-in-Publication) 19, 40

preservation 16, 46

- Australian publishers and collections 21, 26, 37, 38
- digital 17, 18, 21, 26, 37
- expenses 70
- policies 80

Preserve, Strengthen and Renew in Community (workshop) 29

Principal Patrons 107

priorities, strategic 16, 17–41, 46, 48

proceeds from sales of property, plant and equipment 66

programs, public 104

PROMPT Collection 38, 107

propaganda posters, North Korean 114

property 66, 67, 76–7, 78, 79, 80, 88

protecting environment and heritage 51

provisions 55, 64, 67, 82, 84

PSS (Public Sector Superannuation Scheme) 84

PSS accumulation plan (PSSap) 84

public cloud services 38–9

public events 14, 15

Public Governance, Performance and Accountability (Financial Reporting) Rule 2015 69

Public Governance, Performance and Accountability Act 2013 (PGPA Act) 13, 46, 48, 51, 69, 98

Public Governance, Performance and Accountability Rule 2014 51

public lectures 6

public programs 104

Public Sector Superannuation Scheme (PSS) 84

Public Service Modernisation Fund 4, 5, 7, 26, 27–8, 54, 55

public spaces refurbishment 9

publications, Australian and overseas 114

published materials, Australian 17, 18, 23, 40, 80

publisher services 18–19

publishers, Australian 17, 18–19, 39, 40

purchases 66, 67, 76

purposes

- Library 16, 29, 46
- Trove usage 25

qualitative evaluations

- build the nation's memory 23–5
- lead, partner, connect and excel 40–1

Ray Mathew and Eva Kollsman Trust 90

reader registrations 34

reading rooms 15

Real Australians Say Welcome (Drew; poster series) 114

receivables 55, 64, 71, 72, 74–5, 87

Reconciliation Action Plan 8

reconciliations 75, 76–7

recurring Level 3 fair value measurements—valuation processes 88

redevelopment of Trove 4

redundancies, separations and 70, 82, 84

refresh program, Trove 27–8

refurbishments 9, 51

regional relationships 7

regulator, work health and safety 52

rehabilitation management compliance 52

Rehabilitation Management System (RMS) 52

related parties 85

relationships 84–6

remoteness of visitor locations 14

remuneration, key management personnel 85

Remuneration Tribunal 85

rendering of services 63, 66, 72

reporting obligations 48, 51

reports

- Annual, accountability and 48, 98
- APS State of the Service 40
- Chair's 3–5
- independent auditor's 60–1

repositories, storage 15, 22, 51

research 7, 14, 31–2, 36, 38. See also research programs

research and information inquiries 14, 15

research infrastructure 32, 36

Research Infrastructure Investment Plan 32

research programs 3, 14, 31, 32, 91, 103–6

Resource Management Guide No. 202 (Department of Finance) 49

resources

- available on Trove 15
- received free of charge 54, 72, 73

retained earnings 65

revaluations of non-financial assets 55, 63, 76, 77, 79

revenue

- accrued 64, 87
- bookshop 55
- decreases 54
- goods and services 72
- from Government 54, 63, 83
- grant 73
- increases 55
- interest 72, 87
- other 54, 63, 67, 72
- own-source 63, 72
- resources received free of charge 54, 72, 73

review, Director-General's 6–9

risk management 28, 50, 86, 98

RMS (Rehabilitation Management System) 52

Robertson, Geoffrey, collection 116

Robertson, Judith 8

Robinson, H.R., portrait of John Gould 115

role of Library 45, 46

Rossano, Salvatore, musical recordings and interviews 117

Royal Commission into Institutional Responses to Child Sexual Abuse, *Message to Australia* 114

royalties 63

Rural and Farm Women oral history project 117

salaries and wages 55, 70, 82

sales

- assets 66, 73
- goods and services 63, 66, 72

sales returns, provision for 82

scalability of technology platforms 4

scholarly access to digital content 32

scholars 3

scholarships 31, 106

school programs 14, 15

school students 15

secretariat, National Library of Australia Foundation Board 100

The Seekers 4, 30

senior management 46, 47, 98, 101

separations and redundancies 70, 82, 84

serials 17, 18

Seymour Summer Scholarship 31, 106

shelf kilometres of storage 15, 22, 51

sick leave 84

Silver Patrons 107, 108

Snedden, Douglas 97, 97, 98, 99, 100

social media 15

Sorry Day (Vass & Leffler) 34

South Sea Islanders interviews (Clive Moore & Mercer) 117

South Sudanese community members photographs (Ashleigh) 115

spaces, public, refurbishment 9

special collections 34

Special Collections Reading Room 15

special-purpose funding 30

sponsorships 104

staff 7, 15, 16, 36, 40, 84, 101–2

staffing overview 101–2

stakeholder surveys 40

State Library of NSW 26

State Library Victoria 26

State of the Service Report (APS) 40

statements

- by accountable authorities 13
- by Council, Director-General and Chief Financial Officer 62
- financial 63–7
- Portfolio Budget 48

Stokes, Ryan 3–5, 32, 37, 95, 95, 98, 99

Stolen Generation 34

storage of collections 15, 22, 51, 70

strategic priorities 16, 17–41, 46, 48

streaming, live 6, 31

Street, Jessie 116

Summer Lights, Flinders Ranges, 1933 (H. Heysen) 115

Summer Scholarships 31. See also Carol Mills Summer Scholarship; Norman McCann Summer Scholarships; Seymour Summer Scholarship

superannuation 55, 70, 82, 84

Superannuation Industry (Supervision) Act 1993 84

supplementary information for parent entity 86

supplier expenses 54, 63, 66, 67, 70–1

supplier payables 55, 64, 67, 82, 87

suppliers 70–1, 82

surveys

- intensive users of digital collections 23, 25
- stakeholder/partner 40

Synergy Group Australia 50

Taiwan bing yao di zhi tu (People's Liberation Army; map) 115

targets, performance 23, 35, 39

Tasmanian map series 26

taxation 63, 66, 69, 74

technology infrastructure and capability 22

technology platforms scalability 4

Technology Roadmap 22, 38, 39

term deposits 67, 74, 75, 87

terms of reference

- Audit Committee 98
- Corporate Governance Committee 99
- National Library of Australia Foundation Board 100

Terra Nova crew photographic portrait (Ponting) 115

text corrected on Trove 15

theatre scrapbooks 38

time-pointed interview summaries 21

To Be Continued: Australian Newspaper Fiction Database (Bode & Hetherington) 33

tours, volunteer-led 8, 15

trade and other receivables 55, 64, 74–5

training

- expenses 55, 70
- fraud awareness 50

transactions with related parties 85

transfers between fair value hierarchy levels 88

- travel and subsistence expenses 55, 70
- Treasures Gallery 7, 15, 24, 37, 38, 107
- Trove
 - funding 5, 7
 - redevelopment 4, 27–8
 - resources 15, 33
 - usage 4, 14, 15, 19, 23, 25, 28, 30, 32, 33
- Trove Book Club 33
- trust accounts 69, 85, 91
- trust funds 74, 75, 89, 90
- trust money 89–91
- trusted leader and partner, Library as 39
- trusts for donations 89–91
- Tweedie, Penny 21
- Twitter 15, 20

- uncertainties 81, 86–8
- University of Western Australia, Statistical Consulting Group 80
- unpublished materials, Australian 17, 80
- unseen work of Library 6
- use of collections
 - digital 4, 23, 25, 31, 35
 - physical 4, 15, 33, 34, 35
 - Trove 4, 14, 15, 19, 23, 25, 28, 30, 32, 33
- users of Trove survey 23, 25

- vacancies 49
- valuation processes, recurring Level 3 fair value measurements 88
- value propositions 38
- valuers engaged 88

- variances to budget 39, 54, 67
- Vass, Coral (& Leffler), *Sorry Day* 34
- visitor reach 14
- visitors 3, 4, 6, 14, 15, 29
- visits 4, 14, 15, 34
- volunteers 8, 15

- web archiving 20–1, 36
- West, Morris 89
- WHSMS (Work Health and Safety Management System) 52
- Williams, Harold S. 90
- Willis, Rob, musical recordings and interviews 117
- Wiradjuri community 29
- women at work photographs (Maddison) 115
- Women's Suffrage Collection 37
- Wong, Alice 97, 97, 98
- Wong, David 47
- Woodward, Roger, collection 116
- work health and safety 52
- Work Health and Safety Act 2011* 52
- Work Health and Safety Management System (WHSMS) 52
- workers compensation 52, 70
- workflows 17, 18, 21
- workforce. *See* staff; workforce demographic
- workforce demographic 101, 102
- write-offs 71