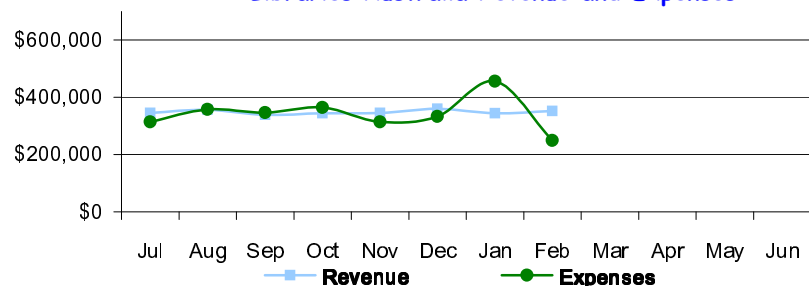


2008 / 2009 Libraries Australia Statistics

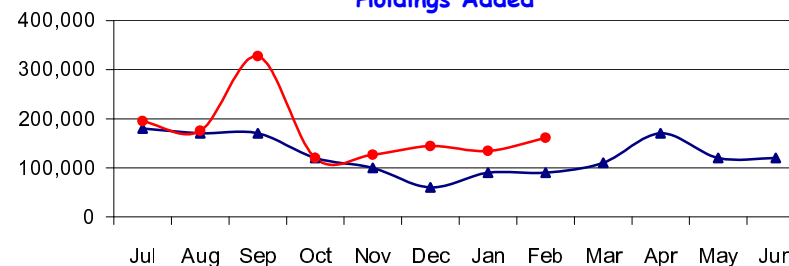
Report for Libraries Australia Advisory Committee

	July 2008 to February 2009		Full Year		% of Target	Notes
	Result	Target	Projected	Target		
Revenue	\$2,787,248	\$2,739,000	\$4,172,000	\$4,132,000	101%	includes depreciation, overheads, IT Staff and hardware maintenance costs includes all search targets & LA Free Service
Expenses	\$2,951,944	\$3,100,000	\$4,320,000	\$4,350,000	99%	
Search Activity	10,089,829	9,960,000	15,740,000	15,500,000	102%	
Holdings Added	1,384,967	980,000	2,150,000	1,500,000	143%	
Bibliographic Records Added	646,813	490,000	825,000	700,000	118%	
Libraries Australia Doc Del Requests	200,882	197,000	320,000	310,000	103%	

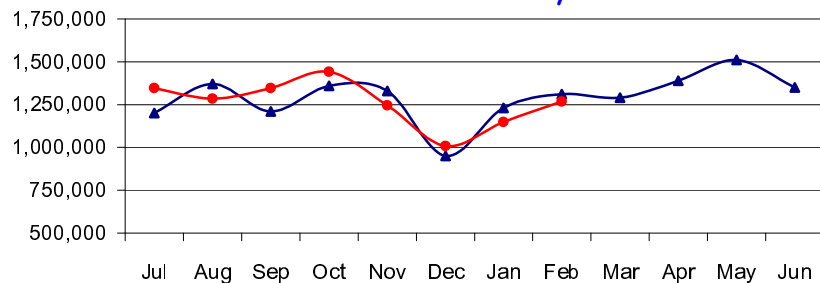
Libraries Australia Revenue and Expenses



Holdings Added



Search Activity



Libraries Australia Document Delivery Requests

