

Viewing serial holdings

Libraries Australia Help Desk:



Ph: **1800 026 155**

Online: www.nla.gov.au/librariesaustralia/contact/

Hrs: 8.30am - 5.30pm, Mon - Fri AEST (except National Public Holidays)

LADD Links:






Manual: www.nla.gov.au/librariesaustralia/manuals/

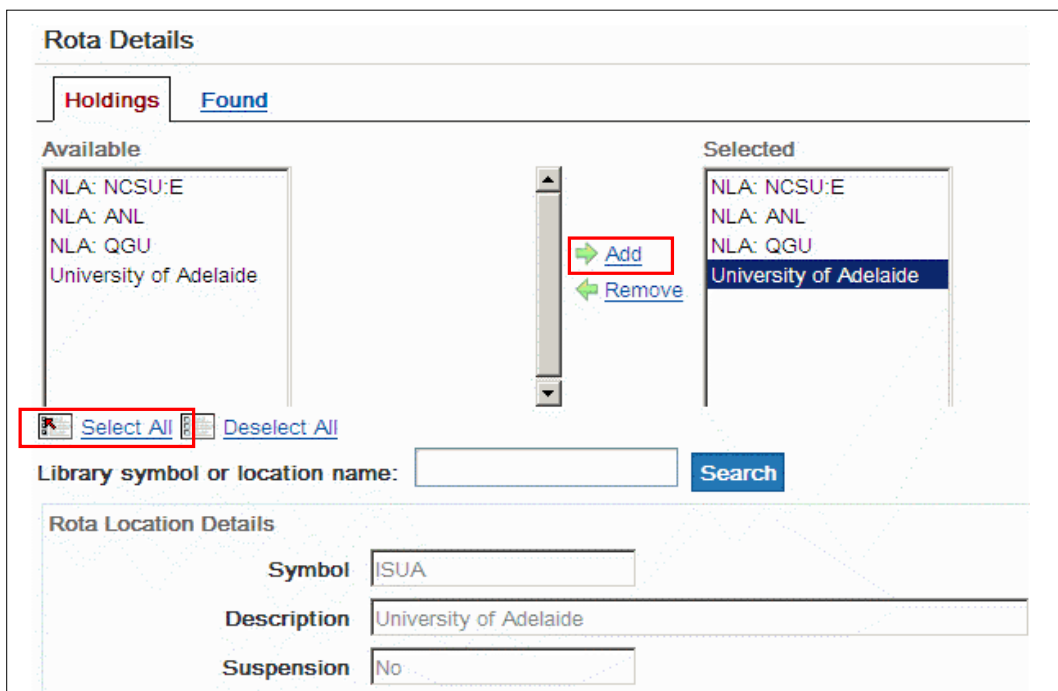
Web info: www.nla.gov.au/librariesaustralia/docdel/

Are you having trouble viewing serial holdings information?

The details for holdings are available under *Rota Details* on the Request screen.

To view them:

1. Find the item you're looking for through a *BibSearch* and click  [Request](#)
2. Scroll down to *Rota Details* and click  [Select All](#), then  [Add](#). The screen will reload with all the locations now listed in the *Selected* box.



The screenshot shows the 'Rota Details' interface. At the top, there are tabs for 'Holdings' and 'Found'. Below this, there are two columns: 'Available' and 'Selected'. The 'Available' column lists 'NLA: NCSU:E', 'NLA: ANL', 'NLA: QGU', and 'University of Adelaide'. The 'Selected' column lists 'NLA: NCSU:E', 'NLA: ANL', 'NLA: QGU', and 'University of Adelaide'. Between the columns are 'Add' and 'Remove' buttons. Below the columns are 'Select All' and 'Deselect All' buttons. At the bottom, there is a 'Library symbol or location name:' input field with a 'Search' button. Below that is the 'Rota Location Details' section with fields for 'Symbol' (ISUA), 'Description' (University of Adelaide), and 'Suspension' (No).

- By clicking on a location in the *Selected* box, then clicking on the *Item Numbers* you will be able to see the holdings information* in the *Selected Item Details* fields.

Rota Details

[Holdings](#) **Found**

Available

NLA: QGU

Selected

NLA: NCSU:E
 NLA: ANL
 NLA: QGU
 University of Adelaide

[Add](#)
[Remove](#)

Select All Deselect All

Library symbol or location name: [Search](#)

Rota Location Details

Symbol
 Description
 Suspension

Control Numbers

[Update](#) [Add](#) [Delete](#)

Item Numbers

[Delete](#)

Selected Item Details

Control Number
 Item Number
 Call Number
 Chronology
 Enumeration
 Availability
[Update](#) [Add](#)

- You can then remove any locations that don't hold the volume you want by clicking the location/s in the *Selected* box and clicking [Remove](#).

* Where fields are missing, they are also missing from Libraries Australia as LADD relies on libraries maintaining their holdings data on the National Bibliographic Database (NBD).

Note: there are known issues with this feature in IE6, hence it's not listed as a supported browser in this release.