

# Maps & Music



The Library previously had specialist curators for maps, music and dance. This is no longer the case.



## 1 million maps

5,000 rare maps | 116,000 digitised maps | 800,000 aerial photographs | 43 globes



## 300,000+ scores

14,000 digital scores | 12,500+ performance scores for cinema | 3,000 Symphony Australia items



## HOW WELL ARE WE DOING?

We have work to do to shift towards fully meeting strategic collecting priorities for Maps & Music



## MAPS

### Overview, 2017 – 2022



Comprehensive series collecting of **Australia and territories, South Pacific** and **Timor Leste**;



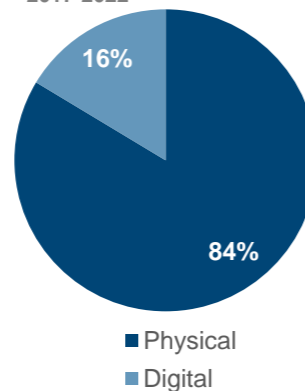
Representative collecting **Indonesia** and **China**



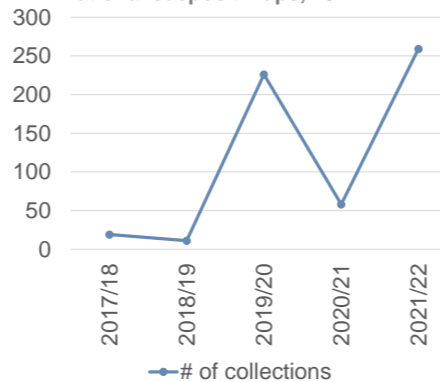
Selective collecting of **South-East Asia**.

- 3,972 collection level records.
- \$1.383 million from the acquisitions budget.
- 650 digital items – through National edeposit, purchase and donation.
- 3,322 physical items – through legal and government deposit, purchase and donation.
- 79% increase in digital acquisitions from 2017 to 2022.

Digital v. physical maps, 2017-2022



National edeposit Maps, 2017-22



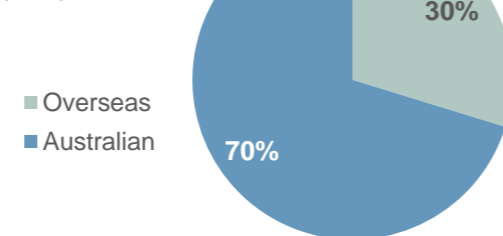
Volatility in numbers due to COVID-19 and some organisations bulk depositing retrospectively.

### Australian v Overseas Collecting

2,377 Australian Collection Level Records.  
1,007 Overseas Collection Level Records.

70% of all purchases, donations and deposits are for Australian maps.

Australian v. Overseas Collecting, 2017-2022



### Collection Diversity

122 items with First Nations content collected.  
408 items in languages other than English collected.

## MUSIC

### Overview, 2017 – 2022



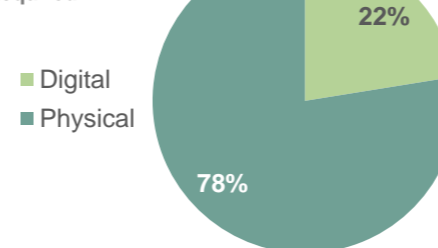
Comprehensive collecting of **Australian sheet music publishing**



Selective collecting of **overseas music performed and/or distributed in Australia**, including music scores.

- 7,183 collection level records.
- \$187,579 from the acquisitions budget.
- Purchase from Australian Music Centre.
- More than 60% decrease in collecting particularly after Collection Development Policy changes over 5 years
- 51% increase in edeposit over 5 years

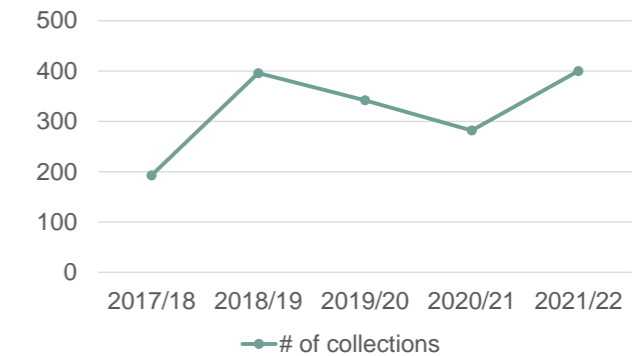
Digital v. physical collection level music acquired



Australian v. Overseas music collection level records collected



Music Donations, 2017-2022



### Collection Diversity

48 items with First Nations content collected. First Nations Collecting is trending upwards, though still in low numbers.

Female composers are represented in significant numbers among new acquisitions, though far from gender parity. Trending upwards.

## FUTURE OPPORTUNITIES

How to:

- Proactively seek map collections from **First Nations creators** and **First Nations subjects**.
- Increase rates of map collecting through **digital deposit**.
- Investigate further collecting **tools for e-mapping**.

## FUTURE OPPORTUNITIES

How to:

- Proactively seek sheet music collections from **First Nations creators** and relating to **First Nations subjects**.
- Increase rates of sheet music collecting through **digital deposit**.
- Improve **gender parity** and **cultural diversity** in our collecting of sheet music.